

# PROFILE OF MIGRANTS FROM BANGLADESH

## BACKGROUND

There are 23,563 migrants from Bangladesh in Libya, which account for three per cent of the total migrant population in the country. The majority of migrants from Bangladesh surveyed by DTM in Libya in 2023 were employed, single, male, over 30 years old and had completed a middle-school level education or above.

## DEMOGRAPHICS

# 23,563

migrants from Bangladesh in Libya, Round 48 of data collection (May - June 2023)

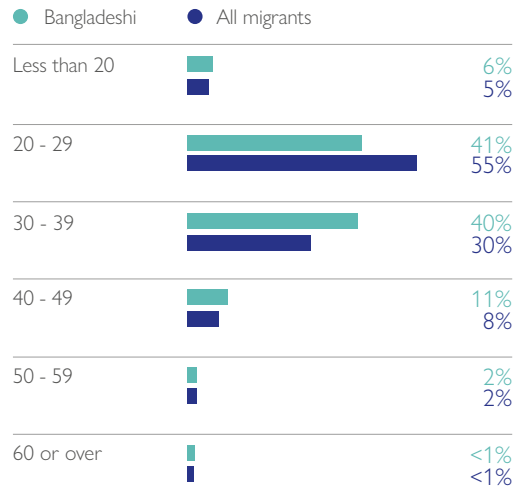
# 99%

of migrants from Bangladesh interviewed by DTM Libya in 2023 were males

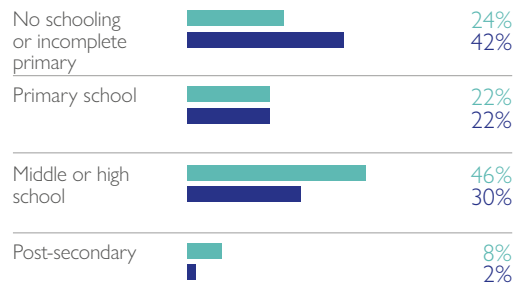
# 5%

of Bangladeshi migrants who were married were in Libya with their spouse

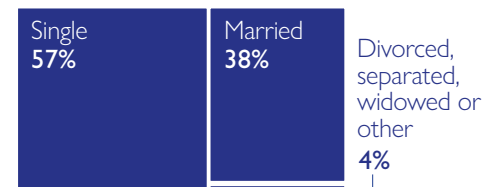
## AGE



## EDUCATION



## MARITAL STATUS



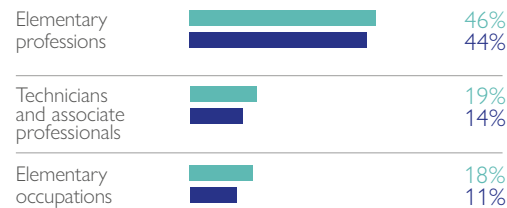
## EMPLOYMENT



## EMPLOYMENT SECTORS

A slightly greater percentage of migrants from Bangladesh (46%) than average (44%) were employed in elementary occupations, which consist of simple and routine tasks that mainly require the use of hand-held tools and often some physical effort such as manufacturing or factory work, construction and mining (without specific skills), cleaning, garbage collection, kitchen work and itinerant retailers.

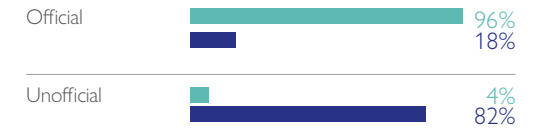
## TOP 3 EMPLOYMENT SECTORS



## TOP 3 RISKS FACED AT WORK



## ENTRY POINT IN LIBYA



# 3%

of migrants from Bangladesh reported commuting regularly (e.g. on a seasonal, temporary or short-term basis) between their country of origin and Libya, which is less than the migrant average (7%).

# 57%

of migrants from Bangladesh reported possessing a work permit and 61 per cent a residence permit compared to an average of 13 and 15 per cent, respectively, of migrants across nationalities.

## DOCUMENT ISSUES

A total of 15 per cent of migrants from Bangladesh reported that identity documents was one of the three main issues they faced below the average across nationalities (32%).

Issues with documents issued by:



## ABOUT THIS REPORT

**METHODOLOGY:** The information pertaining to migrants' situation and vulnerabilities is based on quantitative individual interviews conducted by DTM Libya with 729 migrants from Bangladesh between January and June 2023, unless stated otherwise. The migrant population figures are based on data collected via DTM Mobility Tracking through key informant interviews. **LIMITATIONS:** This brief provides a snapshot of a highly heterogeneous group of people on the move in a quickly evolving context. The purposive sampling approach used limits the sex and age breakdown as well as the findings on migrant vulnerabilities from being fully statistically representative of the demographic make-up of the Bangladeshi migrant population in Libya.

© IOM 2023. Some rights reserved. This work is made available under the **Creative Commons Attribution-NonCommercial-NoDerivs 3.0 IGO License** (CC BY-NC-ND 3.0 IGO). This publication was issued without formal editing by IOM. The following citation is required when using any data and information included in this information product: "International Organization for Migration (IOM), October 2023. IOM Libya Profile of Migrants from Bangladesh in Libya. IOM, Libya." Find all DTM Libya reports here: [dtm.iom.int/libya](http://dtm.iom.int/libya).



# PROFILE OF MIGRANTS FROM BURKINA FASO

## BACKGROUND

There are 3,968 migrants from Burkina Faso in Libya, which account for one per cent of the total migrant population in the country. The majority of migrants from Burkina Faso surveyed by DTM in Libya in 2023 were employed, single, male, less than 30 years old and had completed at least a primary level education.

## DEMOGRAPHICS

# 3,968

migrants from Burkina Faso in Libya, Round 48 of data collection (May - June 2023)

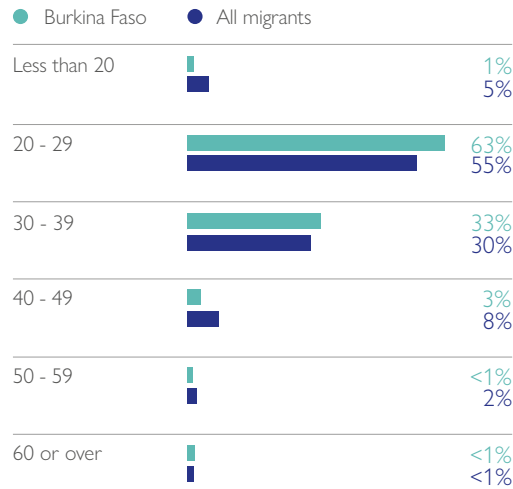
# 99%

of migrants from Burkina Faso interviewed by DTM Libya in 2023 were males

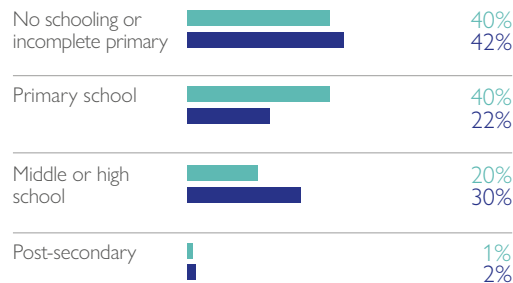
# 13%

of migrants from Burkina Faso who were married were in Libya with their spouse

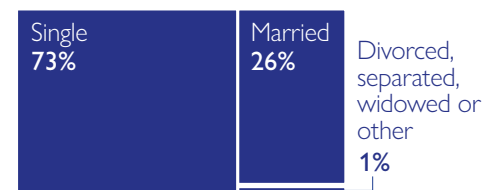
## AGE



## EDUCATION



## MARITAL STATUS



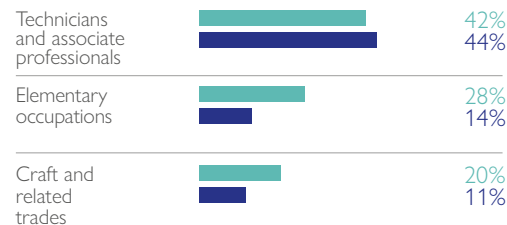
## EMPLOYMENT



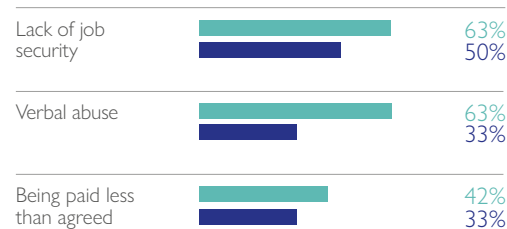
## EMPLOYMENT SECTORS

Over two in five migrants from Burkina Faso interviewed by DTM Libya in 2023 (42%) were employed as technicians and associate professionals. The top three jobs held by migrants from Burkina Faso were **construction worker or building technician with technical skills, construction worker without specific skills and car mechanic**.

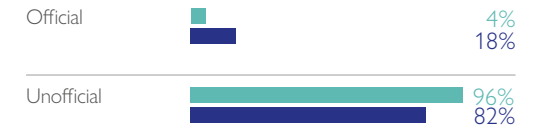
## TOP 3 EMPLOYMENT SECTORS



## TOP 3 RISKS FACED AT WORK



## ENTRY POINT IN LIBYA



# 2%

of migrants from Burkina Faso reported commuting regularly (e.g. on a seasonal, temporary or short-term basis) between their country of origin and Libya, which is less than the migrant average (7%).

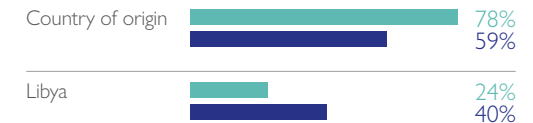
# 2%

of migrants from Burkina Faso reported possessing a work permit and 2 per cent a residence permit compared to an average of 13 and 15 per cent, respectively, of migrants across nationalities.

## DOCUMENT ISSUES

A total of 36 per cent of migrants from Burkina Faso reported that identity documents was one of the three main issues they faced — a rate that is slightly above the average across nationalities (32%).

Issues with documents issued by:



## ABOUT THIS REPORT

**METHODOLOGY:** The information pertaining to migrants' situation and vulnerabilities is based on quantitative individual interviews conducted by DTM Libya with 481 migrants from Burkina Faso between January and June 2023, unless stated otherwise. The migrant population figures are based on data collected via DTM Mobility Tracking through key informant interviews. **LIMITATIONS:** This brief provides a snapshot of a highly heterogeneous group of people on the move in a quickly evolving context. The purposive sampling approach used limits the sex and age breakdown as well as the findings on migrant vulnerabilities from being fully statistically representative of the demographic make-up of the population of migrants from Burkina Faso in Libya.

© IOM 2023. Some rights reserved. This work is made available under the [Creative Commons Attribution-NonCommercial-NoDerivs 3.0 IGO License](https://creativecommons.org/licenses/by-nc-nd/3.0/) (CC BY-NC-ND 3.0 IGO). This publication was issued without formal editing by IOM. The following citation is required when using any data and information included in this information product: "International Organization for Migration (IOM), October 2023. IOM Libya Profile of Migrants from Burkina Faso in Libya. IOM, Libya." Find all DTM Libya reports here: [dtm.iom.int/libya](https://dtm.iom.int/libya).



# PROFILE OF MIGRANTS FROM CHAD

## BACKGROUND

There are 80,525 migrants from Chad in Libya, which account for 11 per cent of the total migrant population in the country — the fourth most-represented nationality. The majority of migrants from Chad surveyed by DTM in Libya in 2023 were employed, single, male, less than 30 years old and had not completed a primary level education.

## DEMOGRAPHICS

# 80,525

migrants from Niger in Libya, Round 48 of data collection (May - June 2023)

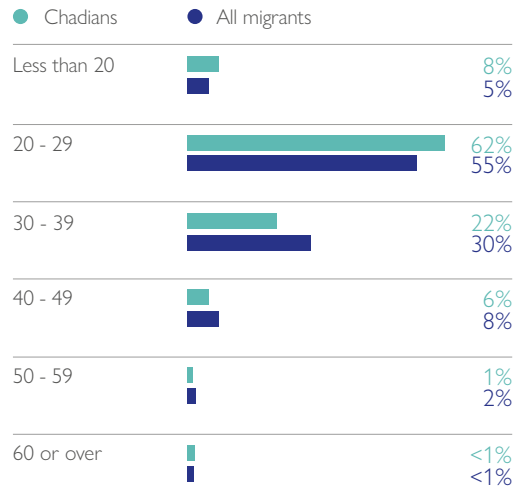
# 97%

of migrants from Chad interviewed by DTM Libya in 2023 were males

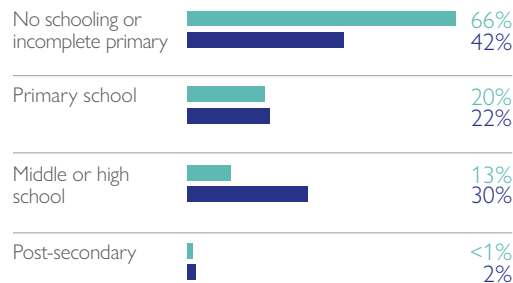
# 25%

of migrants from Chad who were married were in Libya with their spouse

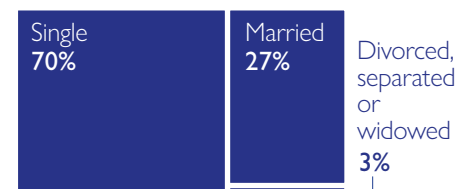
## AGE



## EDUCATION



## MARITAL STATUS



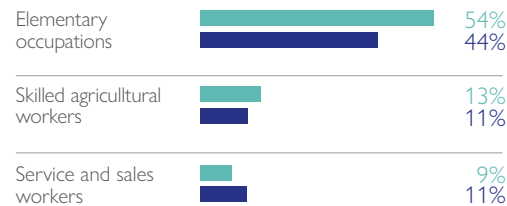
## EMPLOYMENT



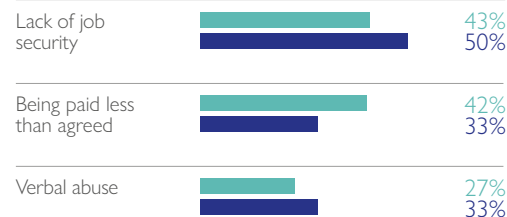
## EMPLOYMENT SECTORS

A greater percentage of migrants from Chad (54%) than average (44%) were employed in elementary occupations, which consist of simple and routine tasks that mainly require the use of hand-held tools and often some physical effort such as manufacturing or factory work, construction and mining (without specific skills), cleaning, garbage collection, kitchen work and itinerant retailers.

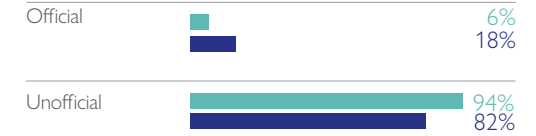
## TOP 3 EMPLOYMENT SECTORS



## TOP 3 RISKS FACED AT WORK



## ENTRY POINT IN LIBYA



# 6%

of migrants from Chad reported commuting regularly (e.g. on a seasonal, temporary or short-term basis) between their country of origin and Libya in line with the general average (7%).

# 7%

of migrants from Chad reported possessing a work permit and 7 per cent a residence permit compared to an average of 13 and 15 per cent, respectively, of migrants across nationalities.

## DOCUMENT ISSUES

A total of 32 per cent of migrants from Chad reported that identity documents was one of the three main issues they faced in line with the average across nationalities (32%).

Issues with documents issued by:



## ABOUT THIS REPORT

**METHODOLOGY:** The information pertaining to migrants' situation and vulnerabilities is based on quantitative individual interviews conducted by DTM Libya with 5,232 migrants from Chad between January and June 2023, unless stated otherwise. The migrant population figures are based on data collected via DTM Mobility Tracking through key informant interviews. **LIMITATIONS:** This brief provides a snapshot of a highly heterogeneous group of people on the move in a quickly evolving context. The purposive sampling approach used limits the sex and age breakdown as well as the findings on migrant vulnerabilities from being fully statistically representative of the demographic make-up of the Chadian migrant population in Libya.

© IOM 2023. Some rights reserved. This work is made available under the [Creative Commons Attribution-NonCommercial-NoDerivs 3.0 IGO License](https://creativecommons.org/licenses/by-nc-nd/3.0/) (CC BY-NC-ND 3.0 IGO). This publication was issued without formal editing by IOM. The following citation is required when using any data and information included in this information product: "International Organization for Migration (IOM), October 2023. IOM Libya Profile of Migrants from Chad in Libya. IOM, Libya." Find all DTM Libya reports here: [dtm.iom.int/libya](https://dtm.iom.int/libya).



# PROFILE OF MIGRANTS FROM EGYPT

## BACKGROUND

There are 165,924 migrants from Egypt in Libya, which account for 24 per cent of the total migrant population in the country — the second most-represented nationality. The majority of migrants from Egypt surveyed by DTM in Libya in 2023 were employed, single, male, less than 30 years old and had not completed a middle-school level education or above.

## DEMOGRAPHICS

# 165,924

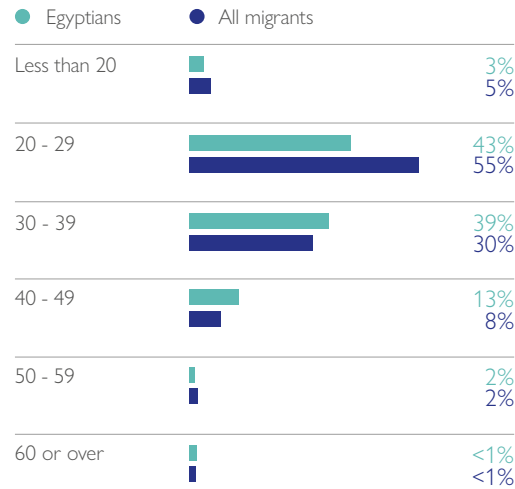
migrants from Egypt in Libya, Round 48 of data collection (May - June 2023)

# 98% 10%

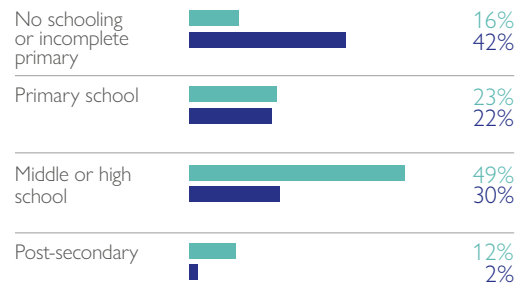
of migrants from Egypt interviewed by DTM Libya in 2023 were males

of Egyptian migrants who were married were in Libya with their spouse

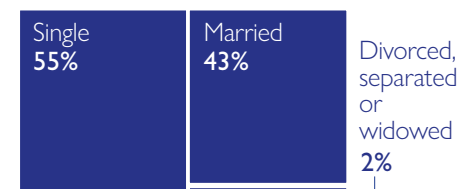
## AGE



## EDUCATION



## MARITAL STATUS



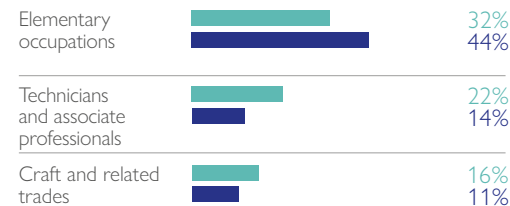
## EMPLOYMENT



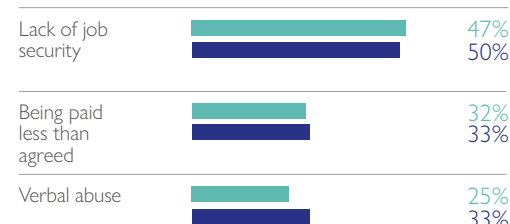
## EMPLOYMENT SECTORS

A smaller percentage migrants from Egypt (32%) than average (44%) were employed in elementary occupations, which consist of simple and routine tasks that mainly require the use of hand-held tools and often some physical effort such as manufacturing or factory work, construction and mining (without specific skills), cleaning, garbage collection, kitchen work and itinerant retailers.

## TOP 3 EMPLOYMENT SECTORS



## TOP 3 RISKS FACED AT WORK



## ENTRY POINT IN LIBYA



# 12% 26%

of migrants from Egypt reported commuting regularly (e.g. on a seasonal, temporary or short-term basis) between their country of origin and Libya, which is more than the migrant average (7%).

of migrants from Egypt reported possessing a work permit and 34 per cent a residence permit compared to an average of 13 and 15 per cent, respectively, of migrants across nationalities.

## DOCUMENT ISSUES

A total of 22 per cent of migrants from Egypt reported that identity documents was one of the three main issues they faced compared to 32 per cent on average across nationalities.

Issues with documents issued by:



## ABOUT THIS REPORT

**METHODOLOGY:** The information pertaining to migrants' situation and vulnerabilities is based on quantitative individual interviews conducted by DTM Libya with 8,961 migrants from Egypt between January and June 2023, unless stated otherwise. The migrant population figures are based on data collected via DTM Mobility Tracking through key informant interviews. **LIMITATIONS:** This brief provides a snapshot of a highly heterogeneous group of people on the move in a quickly evolving context. The purposive sampling approach used limits the sex and age breakdown as well as the findings on migrant vulnerabilities from being fully statistically representative of the demographic make-up of the Egyptian migrant population in Libya.

© IOM 2023. Some rights reserved. This work is made available under the [Creative Commons Attribution-NonCommercial-NoDerivs 3.0 IGO License](https://creativecommons.org/licenses/by-nc-nd/3.0/) (CC BY-NC-ND 3.0 IGO). This publication was issued without formal editing by IOM. The following citation is required when using any data and information included in this information product: "International Organization for Migration (IOM), October 2023. IOM Libya Profile of Migrants from Egypt in Libya. IOM, Libya." Find all DTM Libya reports here: [dtm.iom.int/libya](https://dtm.iom.int/libya).



# PROFILE OF MIGRANTS FROM GHANA

## BACKGROUND

There are 14,783 migrants from Ghana in Libya, which account for two per cent of the total migrant population in the country. The majority of migrants from Ghana surveyed by DTM in Libya in 2023 were employed, single, male, less than 30 years old and had completed a primary level education or above.

## DEMOGRAPHICS

# 14,783

migrants from Ghana in Libya, Round 48 of data collection (May - June 2023)

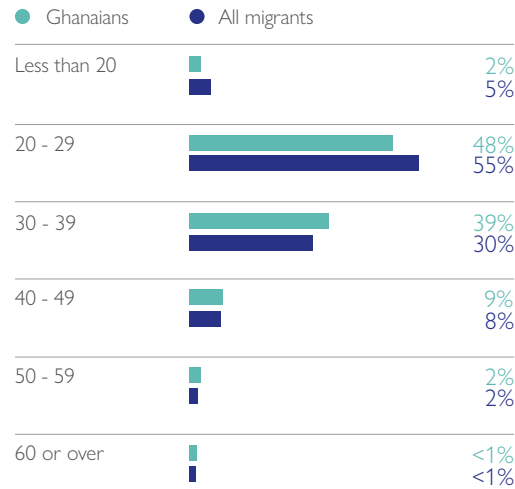
# 93%

of migrants from Ghana interviewed by DTM Libya in 2023 were males

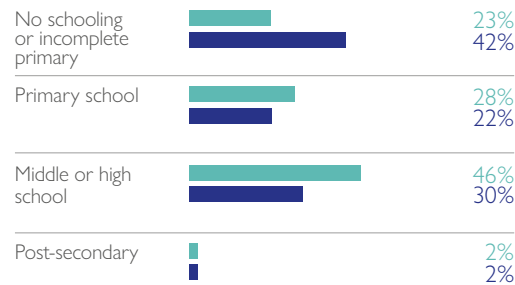
# 40%

of Ghanaian migrants who were married were in Libya with their spouse

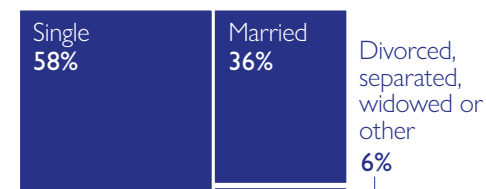
## AGE



## EDUCATION



## MARITAL STATUS



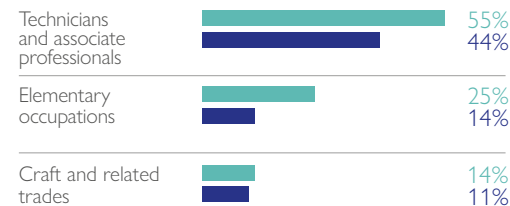
## EMPLOYMENT



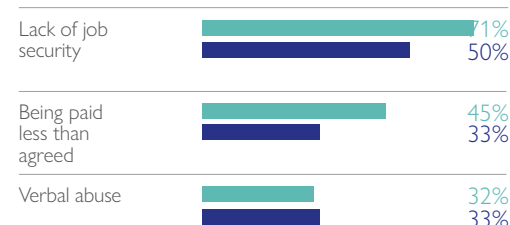
## EMPLOYMENT SECTORS

The majority of migrants from Ghana (55%) were employed as technicians and associate professionals compared to 12 per cent on average for the total migrant population. The top three jobs migrants from Ghana were employed in were **construction worker or building technician with skills, construction worker without specific skills and car mechanic**.

## TOP 3 EMPLOYMENT SECTORS



## TOP 3 RISKS FACED AT WORK



## ENTRY POINT IN LIBYA



# 1%

of migrants from Ghana reported commuting regularly (e.g. on a seasonal, temporary or short-term basis) between their country of origin and Libya, which is less than the migrant average (7%).

# 4%

of migrants from Ghana reported possessing a work permit and 7 per cent a residence permit compared to an average of 13 and 15 per cent, respectively, of migrants across nationalities.

## DOCUMENT ISSUES

A total of 29 per cent of migrants from Ghana reported that identity documents was one of the three main issues they faced compared to 32 per cent on average across nationalities.

Issues with documents issued by:



### ABOUT THIS REPORT

**METHODOLOGY:** The information pertaining to migrants' situation and vulnerabilities is based on quantitative individual interviews conducted by DTM Libya with 450 migrants from Ghana between January and June 2023, unless stated otherwise. The migrant population figures are based on data collected via DTM Mobility Tracking through key informant interviews. **LIMITATIONS:** This brief provides a snapshot of a highly heterogeneous group of people on the move in a quickly evolving context. The purposive sampling approach used limits the sex and age breakdown as well as the findings on migrant vulnerabilities from being fully statistically representative of the demographic make-up of the Ghanaian migrant population in Libya.

© IOM 2023. Some rights reserved. This work is made available under the [Creative Commons Attribution-NonCommercial-NoDerivs 3.0 IGO License](https://creativecommons.org/licenses/by-nc-nd/3.0/) (CC BY-NC-ND 3.0 IGO). This publication was issued without formal editing by IOM. The following citation is required when using any data and information included in this information product: "International Organization for Migration (IOM), October 2023. IOM Libya Profile of Migrants from Ghana in Libya. IOM, Libya." Find all DTM Libya reports here: [dtm.iom.int/libya](https://dtm.iom.int/libya).



# PROFILE OF MIGRANTS FROM MALI

## BACKGROUND

There are 12,581 migrants from Mali in Libya, which account for two per cent of the total migrant population in the country. The majority of migrants from Mali surveyed by DTM in Libya in 2023 were employed, single, male, less than 30 years old and had completed a primary school level education or less.

## DEMOGRAPHICS

# 12,581

migrants from Mali in Libya, Round 48 of data collection (May - June 2023)

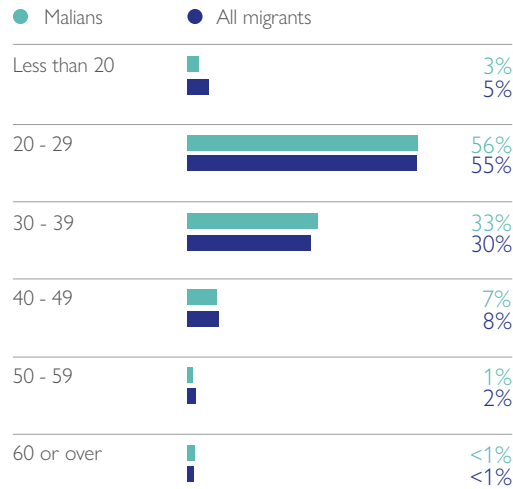
# 96%

of migrants from Mali interviewed by DTM Libya in 2023 were males

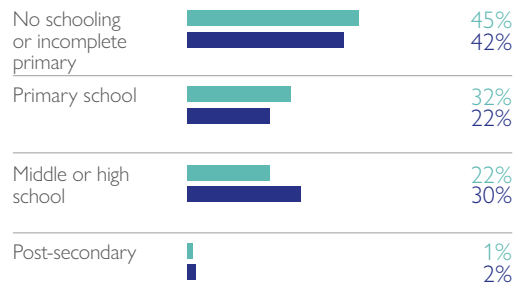
# 25%

of Malian migrants who were married were in Libya with their spouse

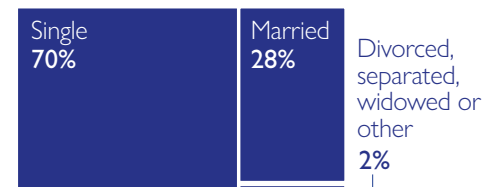
## AGE



## EDUCATION



## MARITAL STATUS



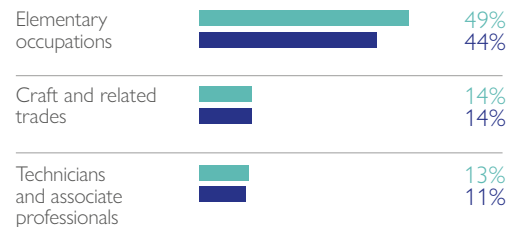
## EMPLOYMENT



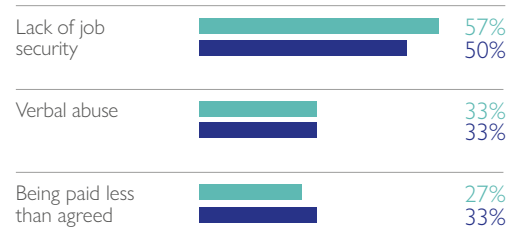
## EMPLOYMENT SECTORS

Nearly half of migrants from Mali (49%) were employed in elementary occupations, which consist of simple and routine tasks that mainly require the use of hand-held tools and often some physical effort such as manufacturing or factory work, construction and mining (without specific skills), cleaning, garbage collection, kitchen work and itinerant retailers.

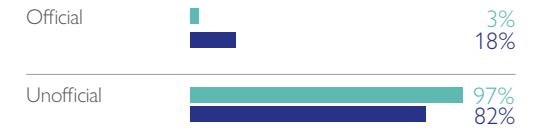
## TOP 3 EMPLOYMENT SECTORS



## TOP 3 RISKS FACED AT WORK



## ENTRY POINT IN LIBYA



# 4%

of migrants from Mali reported commuting regularly (e.g. on a seasonal, temporary or short-term basis) between their country of origin and Libya, which is less than the migrant average (7%).

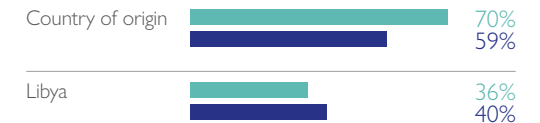
# 5%

of migrants from Mali reported possessing a work permit and 4 per cent a residence permit compared to an average of 13 and 15 per cent, respectively, of migrants across nationalities.

## DOCUMENT ISSUES

A total of 29 per cent of migrants from Mali reported that identity documents was one of the three main issues they faced compared to 32 per cent on average across nationalities.

Issues with documents issued by:



### ABOUT THIS REPORT

**METHODOLOGY:** The information pertaining to migrants' situation and vulnerabilities is based on quantitative individual interviews conducted by DTM Libya with 1,423 migrants from Mali between January and June 2023, unless stated otherwise. The migrant population figures are based on data collected via DTM Mobility Tracking through key informant interviews. **LIMITATIONS:** This brief provides a snapshot of a highly heterogeneous group of people on the move in a quickly evolving context. The purposive sampling approach used limits the sex and age breakdown as well as the findings on migrant vulnerabilities from being fully statistically representative of the demographic make-up of the Malian migrant population in Libya.

© IOM 2023. Some rights reserved. This work is made available under the [Creative Commons Attribution-NonCommercial-NoDerivs 3.0 IGO License](https://creativecommons.org/licenses/by-nc-nd/3.0/) (CC BY-NC-ND 3.0 IGO). This publication was issued without formal editing by IOM. The following citation is required when using any data and information included in this information product: "International Organization for Migration (IOM), October 2023. IOM Libya Profile of Migrants from Mali in Libya, IOM, Libya." Find all DTM Libya reports here: [dtm.iom.int/libya](http://dtm.iom.int/libya).



# PROFILE OF MIGRANTS FROM NIGER

## BACKGROUND

There is a total of 175,132 migrants from Niger in Libya, which account for 25 per cent of the total migrant population in the country — the top most-represented nationality. The majority of migrants from Niger surveyed by DTM in Libya in 2023 were employed, single, male, less than 30 years old and had not completed a primary level education.

## DEMOGRAPHICS

# 175,132

migrants from Niger in Libya, Round 48 of data collection (May - June 2023)<sup>w</sup>

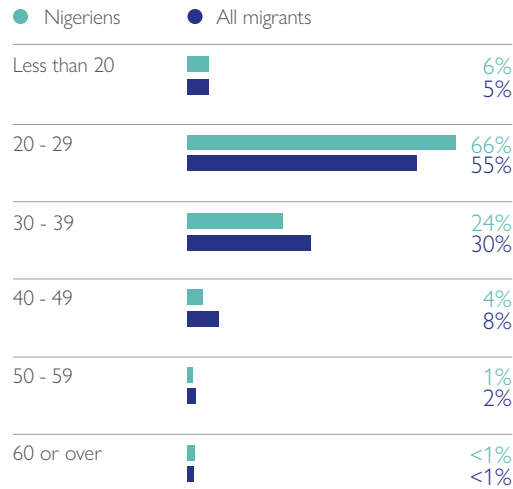
# 98%

of migrants from Niger interviewed by DTM Libya in 2023 were males

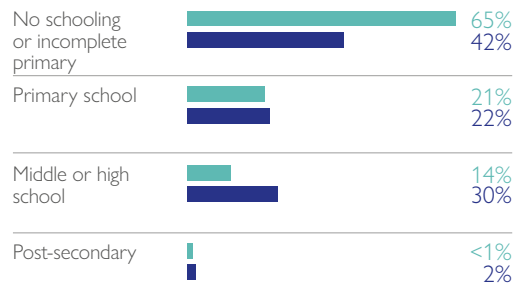
# 15%

of Nigerien migrants who were married were in Libya with their spouse

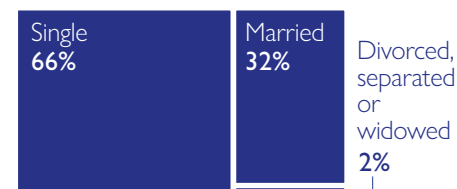
## AGE



## EDUCATION



## MARITAL STATUS



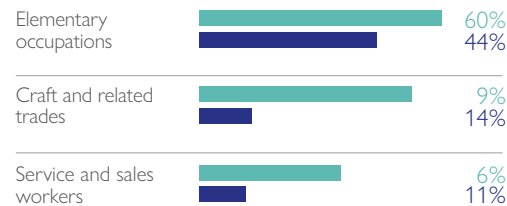
## EMPLOYMENT



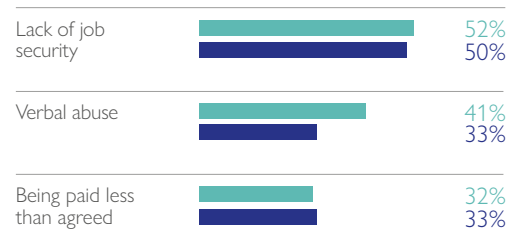
## EMPLOYMENT SECTORS

A greater percentage of migrants from Niger (60%) than average (44%) were employed in elementary occupations, which consist of simple and routine tasks that mainly require the use of hand-held tools and often some physical effort such as manufacturing or factory work, construction and mining (without specific skills), cleaning, garbage collection, kitchen work and itinerant retailers.

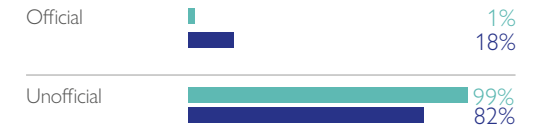
## TOP 3 EMPLOYMENT SECTORS



## TOP 3 RISKS FACED AT WORK



## ENTRY POINT IN LIBYA



# 7%

of migrants from Niger reported commuting regularly (e.g. on a seasonal, temporary or short-term basis) between their country of origin and Libya, which is on par with the migrant average (7%).

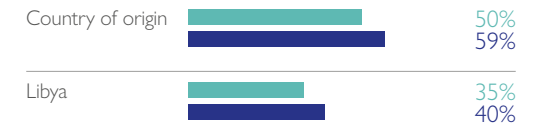
# 3%

of migrants from Niger reported possessing a work permit and 2 per cent a residence permit compared to an average of 13 and 15 per cent, respectively, of migrants across nationalities.

## DOCUMENT ISSUES

A total of 40 per cent of migrants from Niger reported that identity documents was one of the three main issues they faced compared to 32 per cent on average across nationalities.

Issues with documents issued by:



### ABOUT THIS REPORT

**METHODOLOGY:** The information pertaining to migrants' situation and vulnerabilities is based on quantitative individual interviews conducted by DTM Libya with 16,753 migrants from Niger between January and June 2023, unless stated otherwise. The migrant population figures are based on data collected via DTM Mobility Tracking through key informant interviews. **LIMITATIONS:** This brief provides a snapshot of a highly heterogeneous group of people on the move in a quickly evolving context. The purposive sampling approach used limits the sex and age breakdown as well as the findings on migrant vulnerabilities from being fully statistically representative of the demographic make-up of the Nigerien migrant population in Libya.

© IOM 2023. Some rights reserved. This work is made available under the [Creative Commons Attribution-NonCommercial-NoDerivs 3.0 IGO License](https://creativecommons.org/licenses/by-nc-nd/3.0/) (CC BY-NC-ND 3.0 IGO). This publication was issued without formal editing by IOM. The following citation is required when using any data and information included in this information product: "International Organization for Migration (IOM), October 2023. IOM Libya Profile of Migrants from Niger in Libya. IOM, Libya." Find all DTM Libya reports here: [dtm.iom.int/libya](https://dtm.iom.int/libya).



Project funded by the European Union

# PROFILE OF MIGRANTS FROM NIGERIA

## BACKGROUND

There are 30,095 migrants from Nigeria in Libya, which account for four per cent of the total migrant population in the country — the fifth most-represented nationality. The majority of migrants from Nigeria surveyed by DTM in Libya in 2023 were employed, single, male, less than 30 years old and had completed a primary level education or above.

## DEMOGRAPHICS

# 30,095

migrants from Nigeria in Libya,  
 Round 48 of data collection  
 (May - June 2023)

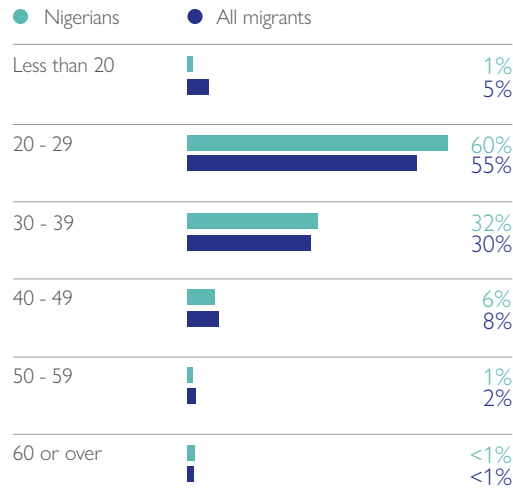
# 90%

of migrants from Nigeria interviewed by DTM Libya in 2023 were males

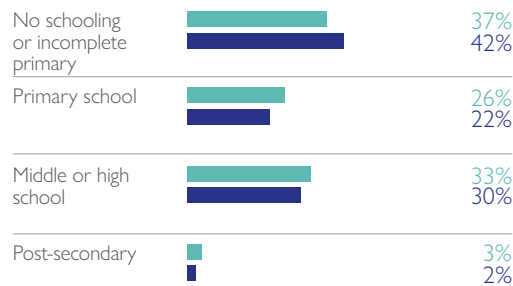
# 44%

of Nigerian migrants who were married were in Libya with their spouse

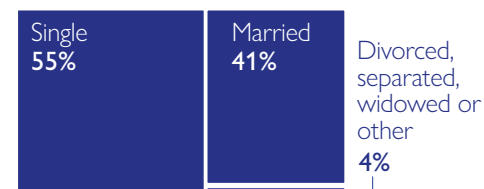
## AGE



## EDUCATION



## MARITAL STATUS



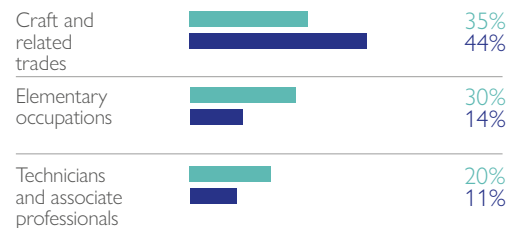
## EMPLOYMENT



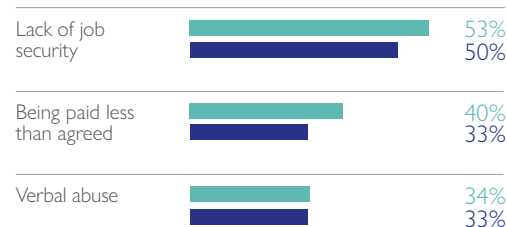
## EMPLOYMENT SECTORS

The largest share of migrants from Nigeria interviewed by DTM (35%) were employed in the craft and related trades sector. The top three jobs held by Nigerian migrants interviewed by DTM Libya in 2023 were construction worker or building technicians with technical skills, construction worker without specific skills and car mechanic.

## TOP 3 EMPLOYMENT SECTORS



## TOP 3 RISKS FACED AT WORK



## ENTRY POINT IN LIBYA



# 4%

of migrants from Nigeria reported commuting regularly (e.g. on a seasonal, temporary or short-term basis) between their country of origin and Libya, which is less than the migrant average (7%).

# 6%

of migrants from Nigeria reported possessing a work permit and 6 per cent a residence permit compared to an average of 13 and 15 per cent, respectively, of migrants across nationalities.

## DOCUMENT ISSUES

A total of 32 per cent of migrants from Nigeria reported that identity documents was one of the three main issues they faced in line with the average across nationalities (32%).

Issues with documents issued by:



### ABOUT THIS REPORT

**METHODOLOGY:** The information pertaining to migrants' situation and vulnerabilities is based on quantitative individual interviews conducted by DTM Libya with 2,810 migrants from Nigeria between January and June 2023, unless stated otherwise. The migrant population figures are based on data collected via DTM Mobility Tracking through key informant interviews. **LIMITATIONS:** This brief provides a snapshot of a highly heterogeneous group of people on the move in a quickly evolving context. The purposive sampling approach used limits the sex and age breakdown as well as the findings on migrant vulnerabilities from being fully statistically representative of the demographic make-up of the Nigerian migrant population in Libya.

© IOM 2023. Some rights reserved. This work is made available under the [Creative Commons Attribution-NonCommercial-NoDerivs 3.0 IGO License](https://creativecommons.org/licenses/by-nc-nd/3.0/) (CC BY-NC-ND 3.0 IGO). This publication was issued without formal editing by IOM. The following citation is required when using any data and information included in this information product: "International Organization for Migration (IOM), October 2023. IOM Libya Profile of Migrants from Nigeria in Libya. IOM, Libya." Find all DTM Libya reports here: [dtm.iom.int/libya](https://dtm.iom.int/libya).



Project funded by the European Union





# PROFILE OF MIGRANTS FROM SENEGAL

## BACKGROUND

There are 3,368 migrants from Senegal in Libya, which account for less than one per cent of the total migrant population in the country. The majority of migrants from Senegal surveyed by DTM in Libya in 2023 were employed, single, male, less than 30 years old and had completed at least a primary level education.

## DEMOGRAPHICS

# 3,368

migrants from Senegal in Libya, Round 48 of data collection (May - June 2023)

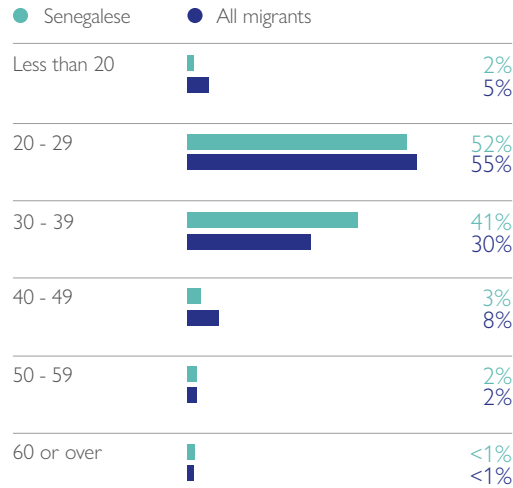
# 99%

of migrants from Senegal interviewed by DTM Libya in 2023 were males

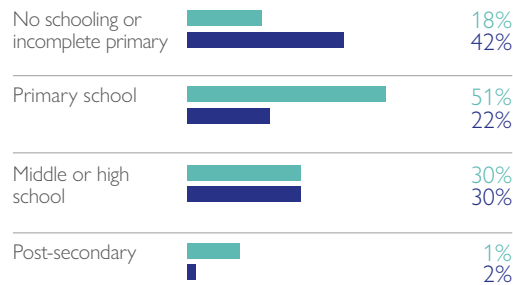
# 24%

of migrants from Senegal who were married were in Libya with their spouse

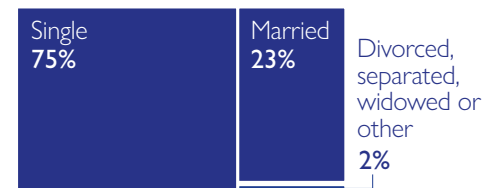
## AGE



## EDUCATION



## MARITAL STATUS



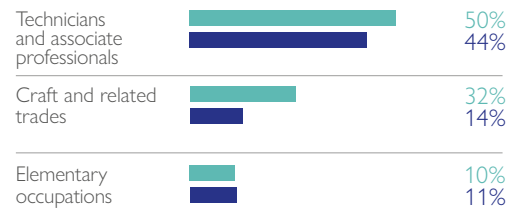
## EMPLOYMENT



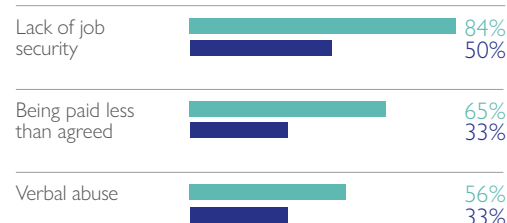
## EMPLOYMENT SECTORS

Half of migrants from Senegal interviewed by DTM Libya in 2023 (50%) were employed as technicians and associate professionals. The top three jobs held by Senegalese migrants were construction worker or building technician with technical skills, tailor or garment related worker, and car mechanic.

## TOP 3 EMPLOYMENT SECTORS



## TOP 3 RISKS FACED AT WORK



## ENTRY POINT IN LIBYA



# <1%

of migrants from Senegal reported commuting regularly (e.g. on a seasonal, temporary or short-term basis) between their country of origin and Libya, which is less than the migrant average (7%).

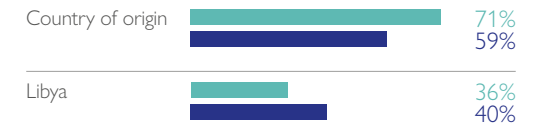
# 7%

of migrants from Senegal reported possessing a work permit and 6 per cent a residence permit compared to an average of 13 and 15 per cent, respectively, of migrants across nationalities.

## DOCUMENT ISSUES

A total of 26 per cent of migrants from Senegal reported that identity documents was one of the three main issues they faced in line with the average across nationalities (32%).

Issues with documents issued by:



## ABOUT THIS REPORT

**METHODOLOGY:** The information pertaining to migrants' situation and vulnerabilities is based on quantitative individual interviews conducted by DTM Libya with 216 migrants from Senegal between January and June 2023, unless stated otherwise. The migrant population figures are based on data collected via DTM Mobility Tracking through key informant interviews. **LIMITATIONS:** This brief represents a snapshot of a highly heterogeneous group of people on the move in a quickly evolving context. The purposive sampling approach used limits the sex and age breakdown as well as the findings on migrant vulnerabilities from being fully statistically representative of the demographic make-up of the Senegalese migrant population in Libya.

© IOM 2023. Some rights reserved. This work is made available under the [Creative Commons Attribution-NonCommercial-NoDerivs 3.0 IGO License](https://creativecommons.org/licenses/by-nc-nd/3.0/) (CC BY-NC-ND 3.0 IGO). This publication was issued without formal editing by IOM. The following citation is required when using any data and information included in this information product: "International Organization for Migration (IOM), October 2023. IOM Libya Profile of Migrants from Senegal in Libya. IOM, Libya." Find all DTM Libya reports here: [dtm.iom.int/libya](https://dtm.iom.int/libya).



# PROFILE OF MIGRANTS FROM SUDAN

## BACKGROUND

There are 123,607 migrants from Sudan in Libya, which account for 18 per cent of the total migrant population in the country — the third most-represented nationality. The majority of migrants from Sudan surveyed by DTM in Libya in 2023 were employed, single, male, between 20 and 39 years old and had not completed a middle-school level education or above.

## DEMOGRAPHICS

# 123,607

migrants from Niger in Libya,  
 Round 48 of data collection  
 (May - June 2023)

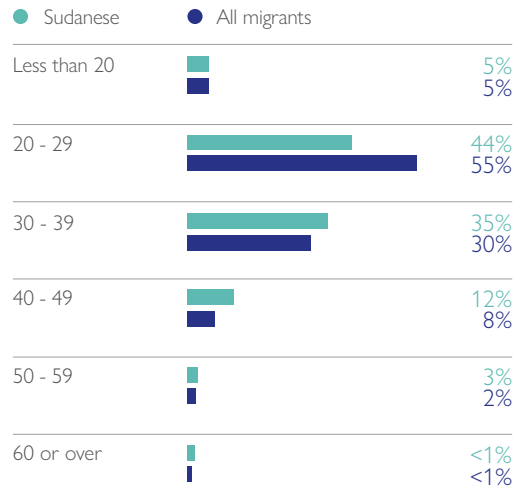
# 93%

of migrants from Sudan interviewed by DTM Libya in 2023 were males

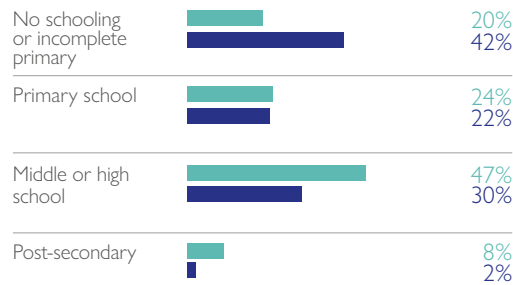
# 39%

of Sudanese migrants who were married were in Libya with their spouse

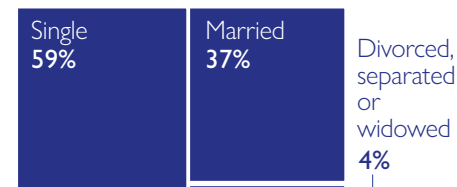
## AGE



## EDUCATION



## MARITAL STATUS



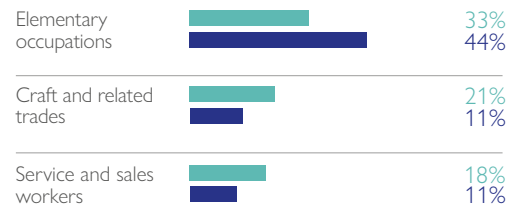
## EMPLOYMENT



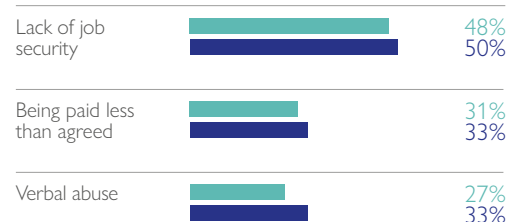
## EMPLOYMENT SECTORS

A smaller percentage of migrants from Sudan (33%) than average (44%) were employed in elementary occupations, which consist of simple and routine tasks that mainly require the use of hand-held tools and often some physical effort such as manufacturing or factory work, construction and mining (without specific skills), cleaning, garbage collection, kitchen work and itinerant retailers.

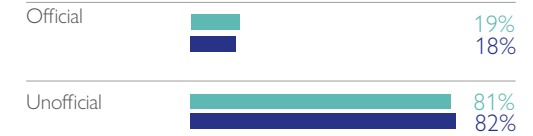
## TOP 3 EMPLOYMENT SECTORS



## TOP 3 RISKS FACED AT WORK



## ENTRY POINT IN LIBYA



# 3%

of migrants from Sudan reported commuting regularly (e.g. on a seasonal, temporary or short-term basis) between their country of origin and Libya, which is less than the migrant average (7%).

# 19%

of migrants from Sudan reported possessing a work permit and 23 per cent a residence permit compared to an average of 13 and 15 per cent, respectively, of migrants across nationalities.

## DOCUMENT ISSUES

A total of 31 per cent of migrants from Sudan reported that identity documents was one of the three main issues they faced compared to 32 per cent on average across nationalities.

Issues with documents issued by:



## ABOUT THIS REPORT

**METHODOLOGY:** The information pertaining to migrants' situation and vulnerabilities is based on quantitative, individual interviews conducted by DTM Libya with 6,955 migrants from Sudan between January and June 2023, unless stated otherwise. The migrant population figures are based on data collected via DTM Mobility Tracking through key informant interviews. **LIMITATIONS:** This brief provides a snapshot of a highly heterogeneous group of people on the move in a quickly evolving context. The purposive sampling approach used limits the sex and age breakdown as well as the findings on migrant vulnerabilities from being fully statistically representative of the demographic make-up of the Sudanese migrant population in Libya.

© IOM 2023. Some rights reserved. This work is made available under the [Creative Commons Attribution-NonCommercial-NoDerivs 3.0 IGO License](https://creativecommons.org/licenses/by-nc-nd/3.0/) (CC BY-NC-ND 3.0 IGO). This publication was issued without formal editing by IOM. The following citation is required when using any data and information included in this information product: "International Organization for Migration (IOM), October 2023. IOM Libya Profile of Migrants from Sudan in Libya. IOM, Libya." Find all DTM Libya reports here: [dtm.iom.int/libya](https://dtm.iom.int/libya).

