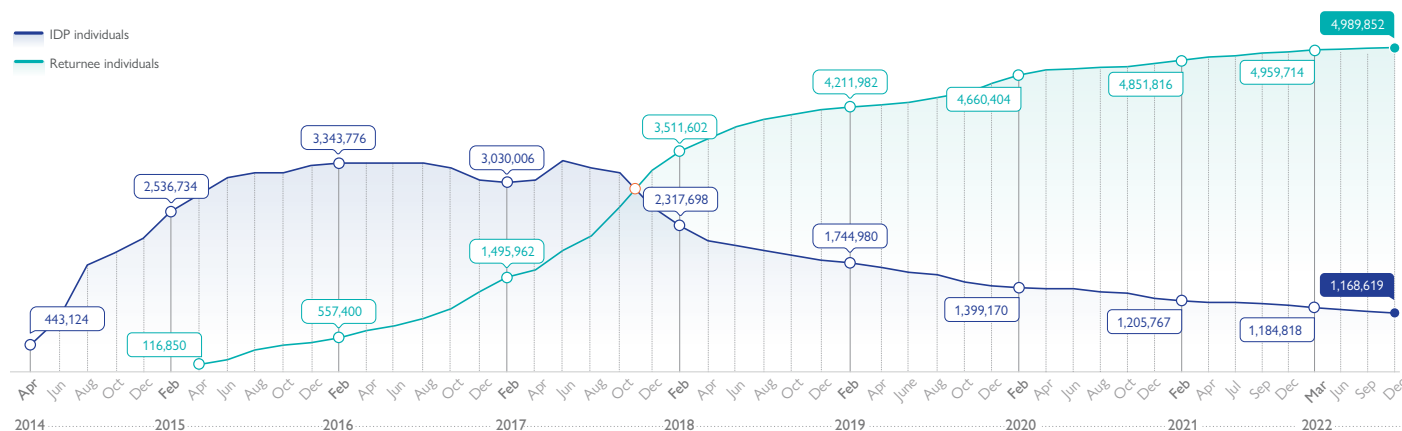



HIGHLIGHTS

Figure 1: Number of IDPs and returnees over time




Since 2014, the International Organization for Migration's (IOM) Displacement Tracking Matrix (DTM) unit in Iraq has collected information on internally displaced persons (IDPs) and returnees using a network of key informants across the country.¹ Master List data are collected continuously and reported on a quarterly basis. Data for this round were collected from 1 October to 31 December 2022.



IDPs
1,168,619

▼ -5,193


- As of 31 December 2022, DTM identified 1,168,619 individual IDPs (200,738 households).
- Decrease of **5,193** IDPs since the previous round (-0.4 percentage points (pp)).²
- Mosul, Tikrit and Sulaymaniya** districts had the largest decreases in IDPs.
- The decrease in IDPs within these districts is partially attributable to financial assistance to families wanting to return. Additionally, some families were able to return after receiving security approval.
- Ramadi, Al-Shikhan and Sumel** districts saw the largest increase in IDP figures since the previous round. A combination of secondary displacement and failed returns appears to be driving the increase observed in Al-Shikhan and Sumel.
- The number of IDPs living in critical shelters fell by **444** compared to the previous round (-0.4 pp).




200,738
Households
▼ -876



2,694
Locations
▼ -35




18
Governorates




104
Districts

▼▲ Change since the last round



Returnees
4,989,852

▲ +11,178


- As of 31 December 2022, DTM identified 4,989,852 individual returnees (831,642 households).
- Increase of **11,178** returnees since previous round (+0.2 pp)
- Al-Musayab, Baiji and Al-Hamdaniya** saw the largest increase in the number of returnees since the previous round.
- The increase in these districts reflects a wide range of factors, including incentives and support from religious leaders to return, rehabilitation of housing and improvement of security and services. Additionally, some families expressed an emotional desire to return, while others sought to return in time for the start of the new university semester. Furthermore, in Al-Musayab, IOM's data collection team gained access to new locations of return, allowing them to record new returnees.
- Hatra district** in Ninewa saw a slight decrease in returnees, reflecting failed returns linked to a lack of public services and job opportunities in the Altal subdistrict.
- The number of returnees living in their residence of origin increased by **10,164** compared to the previous round (+0.2 pp). Additionally, 726 more returnees are residing in critical shelters compared to Round 127 (+0.4 pp).




831,642
Households
▲ +1,863



2,208
Locations
▲ +7



9
Governorates



39
Districts

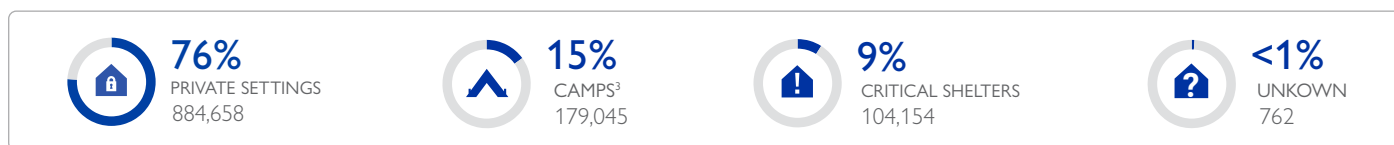
▼▲ Change since the last round

1. For more information on the Master List methodology, please refer to the [Methodology](#) at the end of this report.

2. For more information on the rate of change in the IDP and returnee caseloads, please refer to the [Methodology](#).

DISPLACEMENT OVERVIEW

Figure 2: IDP shelter types



OVERALL TRENDS

During Round 128, DTM identified 1,168,619 IDPs (200,738 households). This is a decrease of 5,193 individuals compared to the July-September 2022 period (-0.4 pp). The gradual reduction in the number of IDPs is related to the significant barriers that many IDPs face in returning to their areas of origin. Additionally, the vast majority are settled in protracted displacement (98%).

The most significant decreases in IDPs were recorded in the districts of Mosul, Ninewa (-1,037 individuals); Tikrit, Salah al-Din (-690) and Sulaymaniyah, Sulaymaniyah (-667). The slight decline in IDPs in these districts partially reflects financial assistance to families wishing to return. Additionally, some families were able to return after receiving security clearance from authorities. In contrast, the most significant increases in IDPs were observed in Ramadi district, Anbar governorate (+870 individuals); followed by Al-Shikhan, Ninewa (+440) and Sumel, Dahuk (+404). The increased number of IDPs in Al-Shikhan and Sumel appears to reflect secondary displacement and failed returns. In Ramadi district, the increase is largely attributable to the identification of new families in displacement who had been living within their district of origin.

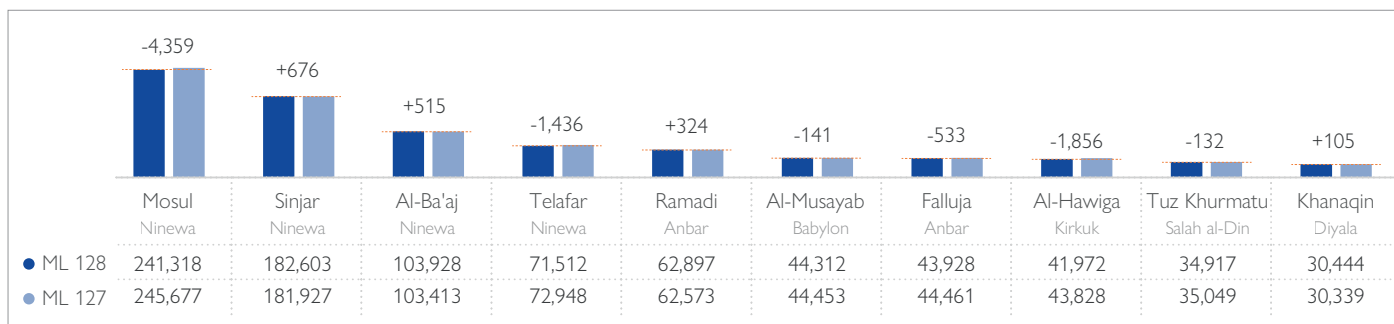
RECENT IDP MOVEMENTS

Despite the overall decrease in IDPs across the country, 7,700 new IDP movements were observed during Round 128 (0.7% of caseload). This includes 276 individuals displaced for the first time and 5,970 individuals pushed into secondary displacement. Additionally, 1,454 failed returns were recorded this round. Among those displaced after returning to their area of origin, lack of public services and job opportunities were the primary triggers.

Table 1: Top three districts recording recent movement

District, Governorate	Displaced for the first time	Secondary displacement	Failed returns
Sulaymaniyah, Sulaymaniyah	84	1,427	60
Sumel, Dahuk	0	477	690
Erbil, Erbil	0	630	0

Figure 4: Number of IDPs by top 10 districts of origin



3. DTM collects data on the number of families per location. For camps, it estimates the number of individuals by multiplying the number of households by five (the average size of camp households in Iraq).

4. For IDPs, critical shelters may include uninhabitable apartments or houses, tents, caravans, makeshift shelters, mud or brick houses; unfinished or abandoned buildings; public buildings or collective shelters; religious buildings or school buildings.

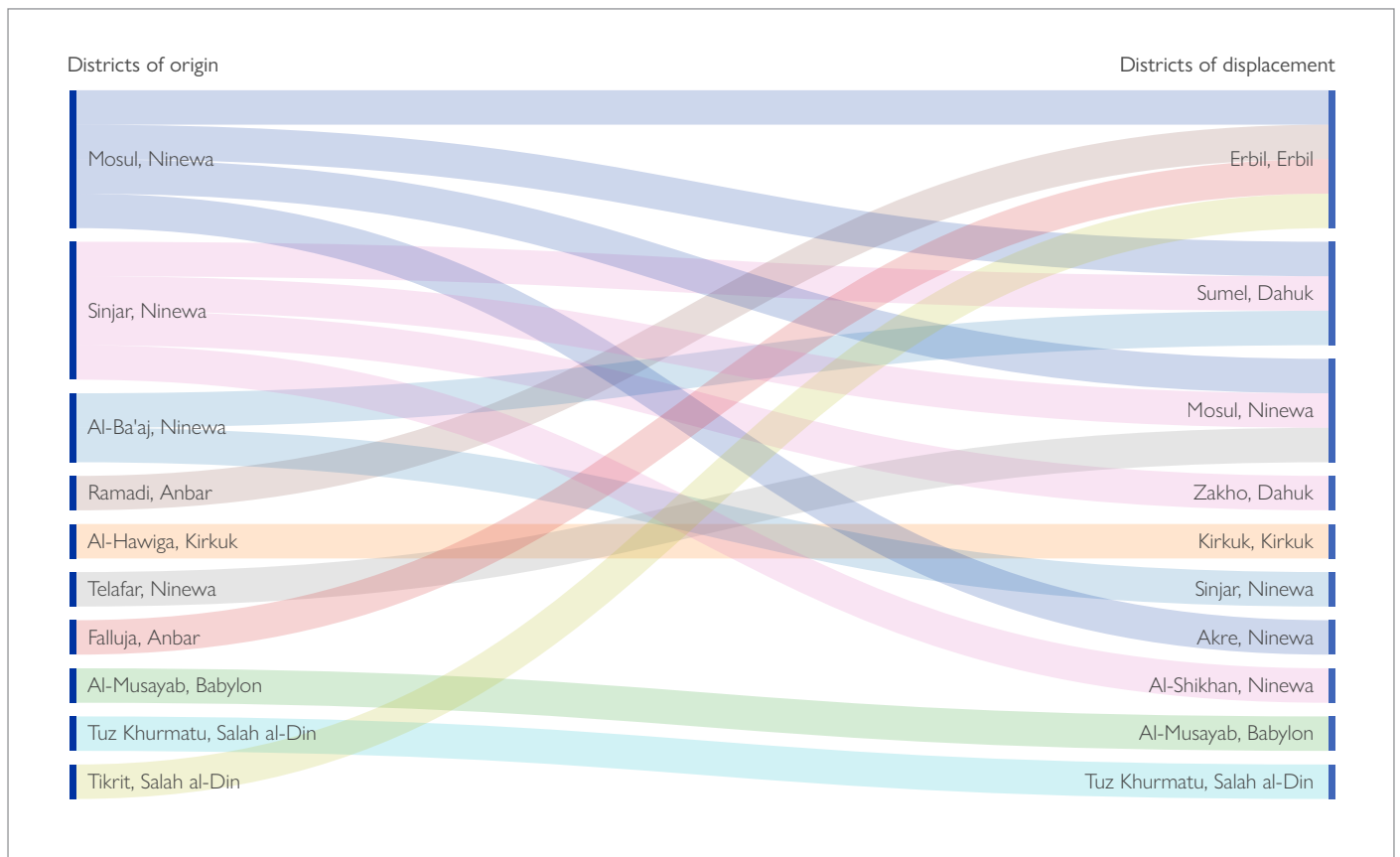
The graphs below show the eight governorates hosting the largest numbers of IDPs. They also indicate changes in the number of IDPs since the last round, key districts where IDPs reside and top governorates of origin. For an overview of districts of displacement and returns across Iraq, please see the districts of displacement map.

Figure 5: Top governorates of displacement, corresponding districts of displacement and governorates of origin

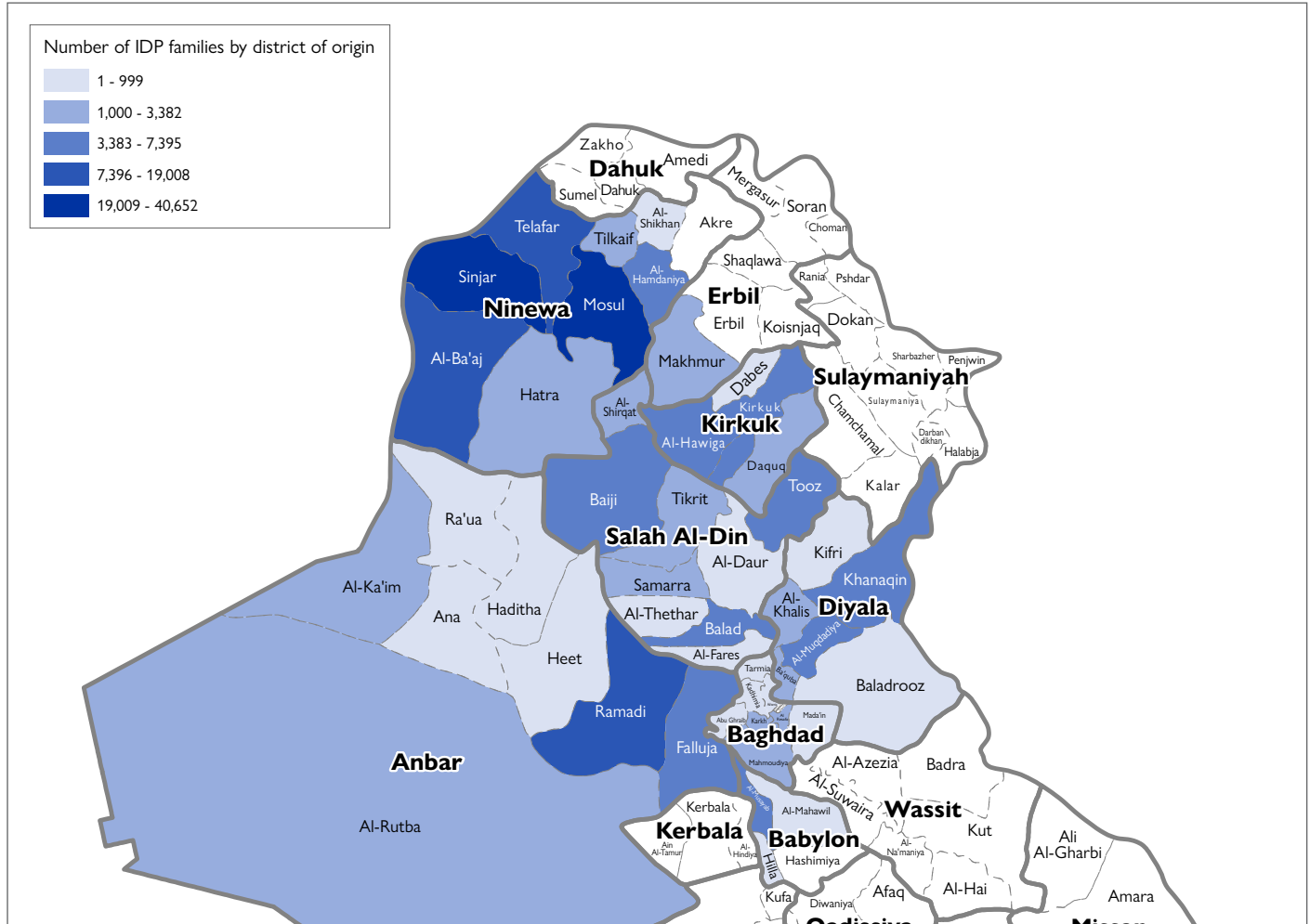


▼ ▲ Change since the last round

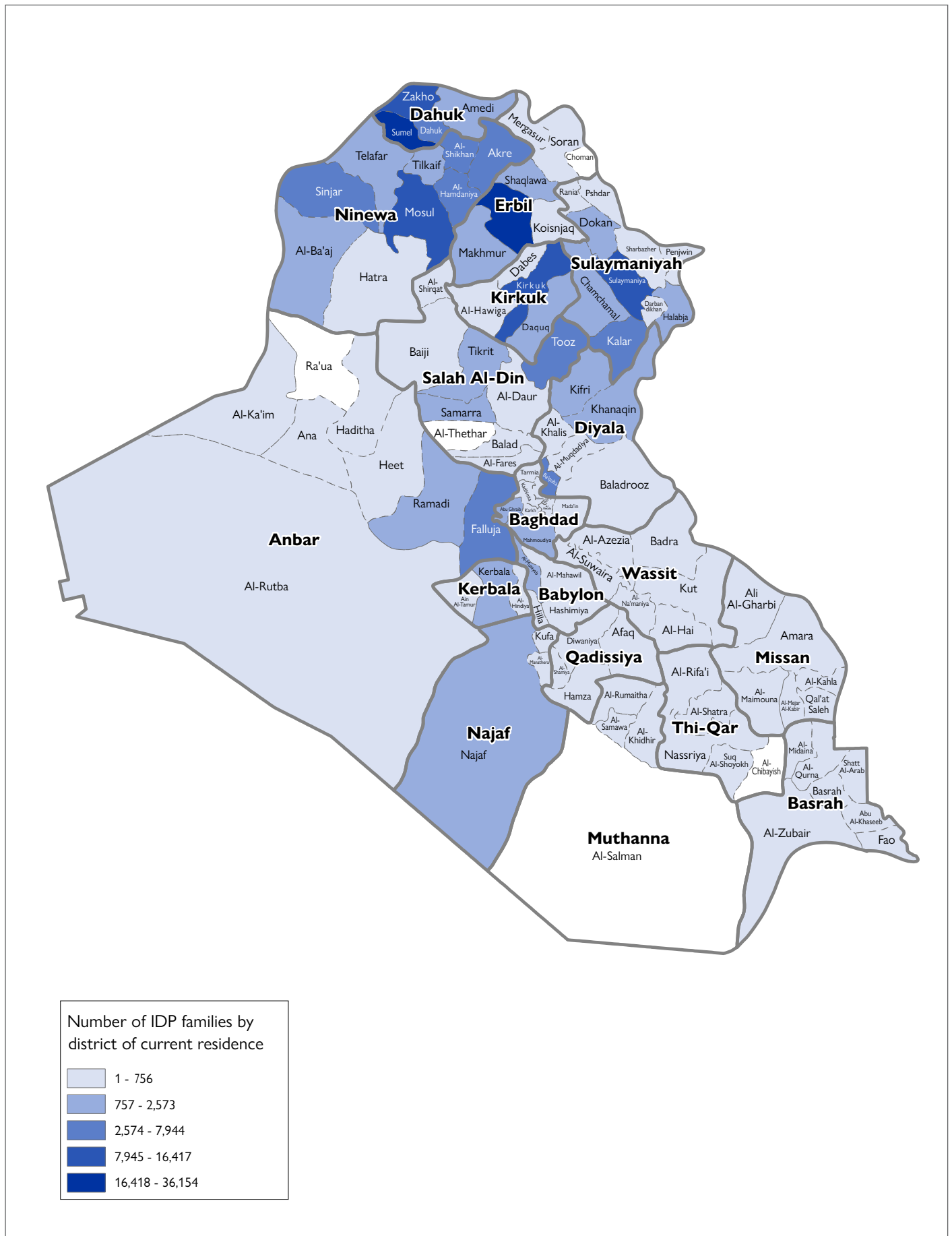
Figure 6: Top districts of origin and corresponding districts of displacement



Map 1: Districts of origin of current IDP population

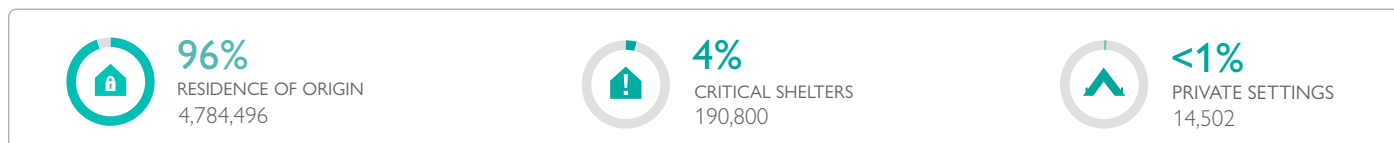


Map 2: Districts of displacement of current IDP population



RETURN OVERVIEW

Figure 7: Returnee shelter types



OVERALL TRENDS

During Round 128, DTM identified 4,989,852 returnees (831,642 households). This is an increase of 11,178 compared to the July-September period (+0.2 pp). The slow return rate can be explained by a lack of livelihood opportunities and housing in areas of origin, as well as better safety and security in areas of displacement.⁵ The country-wide rate of return⁶ stands at 81 per cent, consistent with the previous round.

RECENT RETURN MOVEMENTS

At the district level, Al-Musayab (+1,860 individuals), Baiji (+1,836) and Al-Hamdaniya (+1,272) districts reported the highest increase in returnees compared to the previous round, due to factors such as incentives and support from religious leaders, rehabilitation of housing and improvement of security and service provision. Additionally, some families expressed an emotional desire to return, while others sought to return in time for the new university semester. On the other hand, the district of Hatra (-102 individuals) witnessed a decrease in returnees due to a lack of livelihood opportunities and public services in the area of origin.

Arrivals from camps

The number of returnees who arrived from camps during Round 128 increased compared to Round 127 (1,296 individuals vs. 648). Key districts reporting arrivals from camps include Al-Shirqat (420 individuals) in Salah al-Din, Mosul (360) and Sinjar (150) in Ninewa and Makhmur in Erbil (144).

Locations of no return

In Round 128, DTM identified 312 locations which have not experienced any lasting returns. This includes six newly accessible locations, including four in Diyala and two in Erbil governorate. Factors driving the lack of returns to these locations include security concerns, stemming largely from attacks by

the Islamic State of Iraq and the Levant (ISIL), residential destruction and the blocking of returns by Popular Mobilization Forces (PMF) and Iraqi Security Forces (ISF).

After IOM's data collection team gained access to locations in Al-Musayab district, Babylon governorate and identified returnee households living in severe conditions, those locations were removed from the list of locations with no returns.

Failed returns

In this round, DTM recorded 1,454 individuals who failed to return to their areas of origin. This is noticeably more than in the previous round collected in July – September 2022, when 829 individuals failed to return. Around three-quarters (72%) of failed returns occurred in Sinjar district. A further 23 per cent took place in Al Hawija district (13%) and Al-Baaj district (10%). Failed returns were primarily caused by a lack of public services and job opportunities, along with residential damage or destruction.

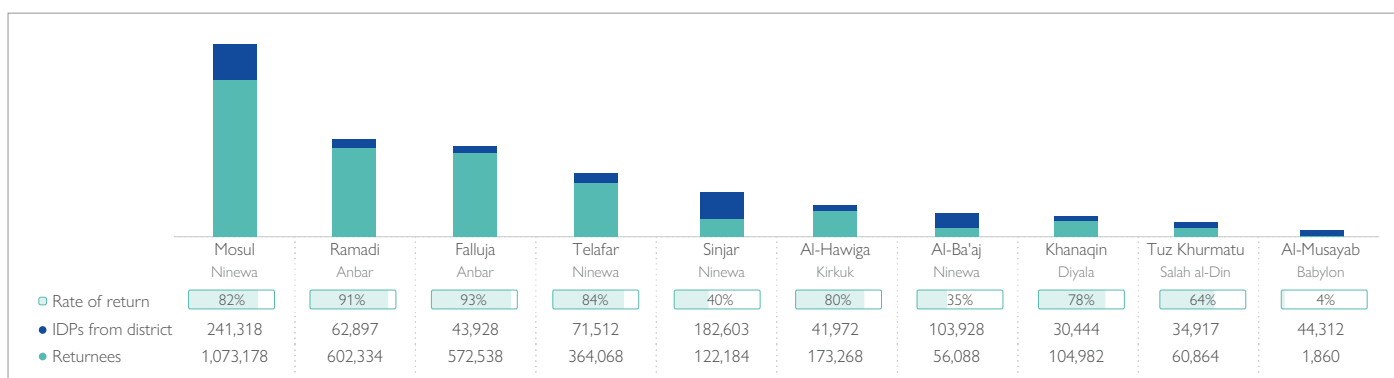
SHELTER TYPES

Most returnees (96%) reside in their residence of origin, while roughly 4 per cent live in critical shelters. Compared to the previous round, 10,164 more returnees live in their residence of origin (+0.2 pp) and 726 more in critical shelters (+0.4 pp).

Critical shelters⁷

Following assessment of new locations in Babylon governorate, 420 returnees were recorded living in critical shelters, all within Al-Musayab district. Ninewa governorate reported the second highest net increase in returnees in critical shelters (+240 individuals), concentrated in Mosul (+144), Tilkaif (+78) and Al-Ba'aj (+30). The picture in Salah al-Din is more mixed. While returnees in critical shelters fell in Al-Fares district (-600 individuals), they increased in Baiji (+396) and Tuz Khurmatu (+192) districts.

Figure 8: Rate of return in top 10 districts of origin



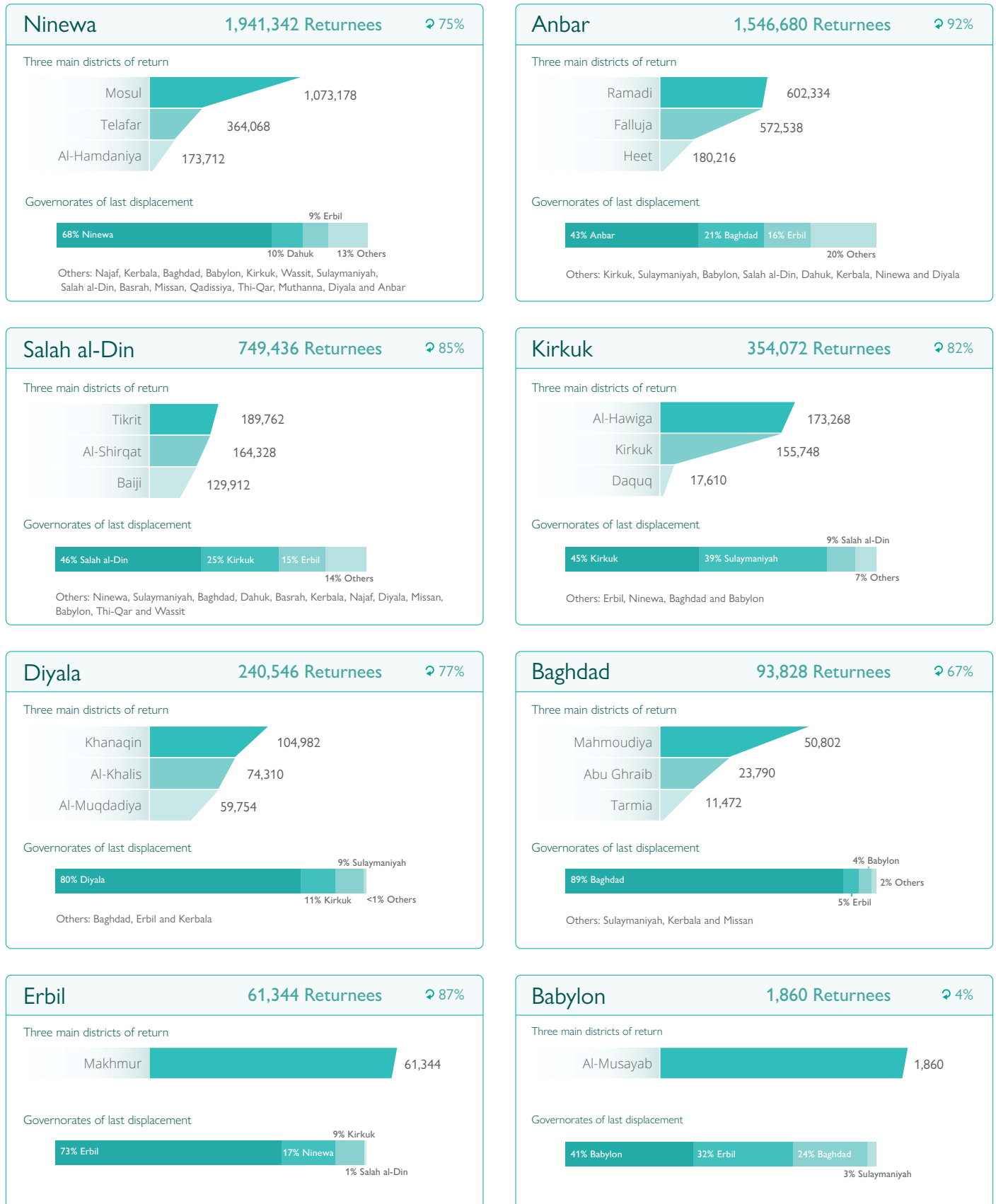
5. IOM DTM Iraq, *Integrated Location Assessment 7 Dataset*.

6. The rate of return divides the number of returnees per governorate by the total number of returnees and IDPs originating from that governorate.

7. For returnees, critical shelters include uninhabitable residences of origin; tents, caravans, makeshift shelters, mud or brick houses; unfinished or abandoned buildings; public buildings or collective shelters; religious buildings or school buildings.

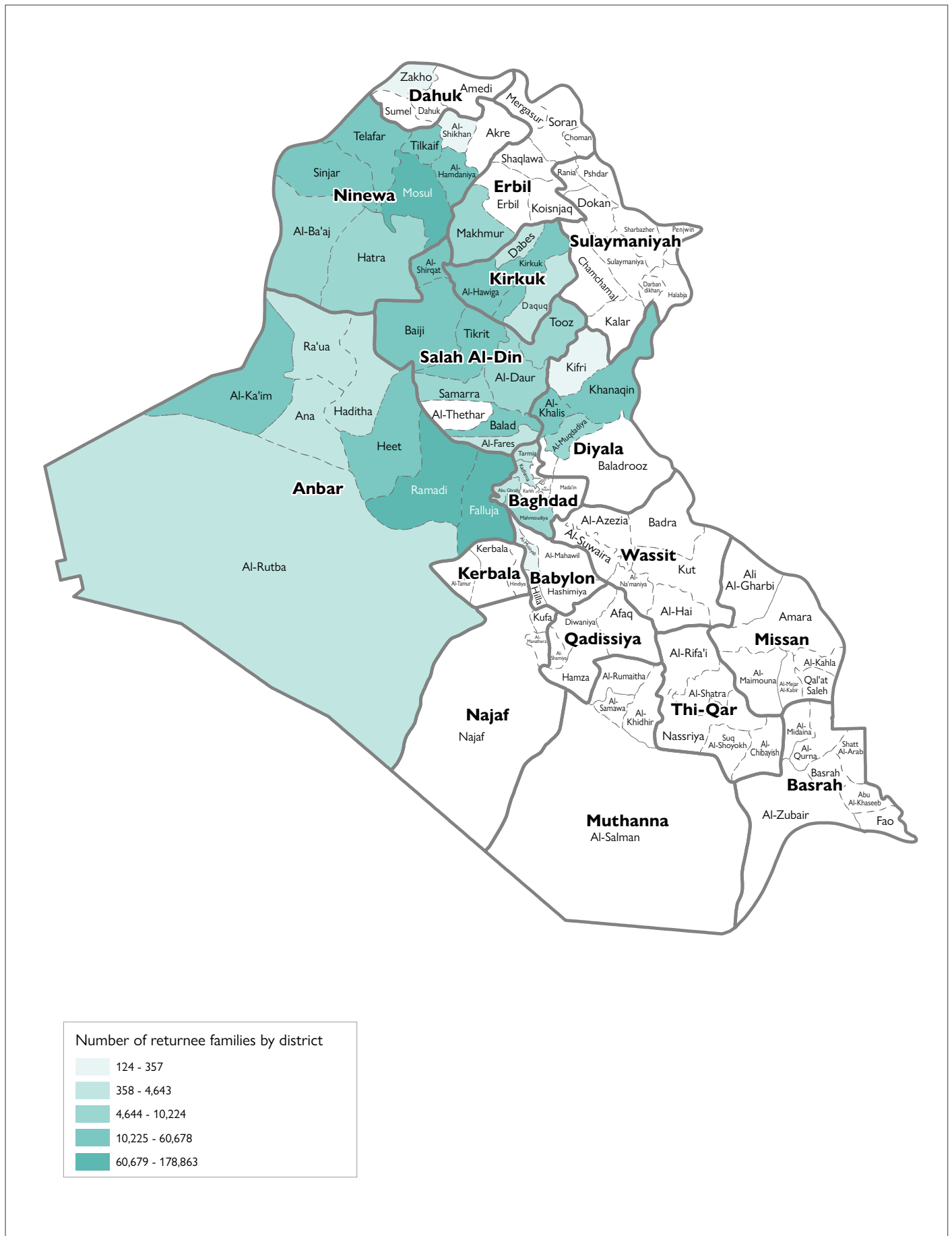
The graphs below show: 1) the number of returnees in all governorates, 2) the main districts where returnees reside, 3) the rate of return per governorate and 4) the governorates where returnees were last displaced. For an overview of districts of returns across Iraq, please see the returnee districts of return map.

Figure 9: Top governorates of return, corresponding districts of return and governorates of last displacement

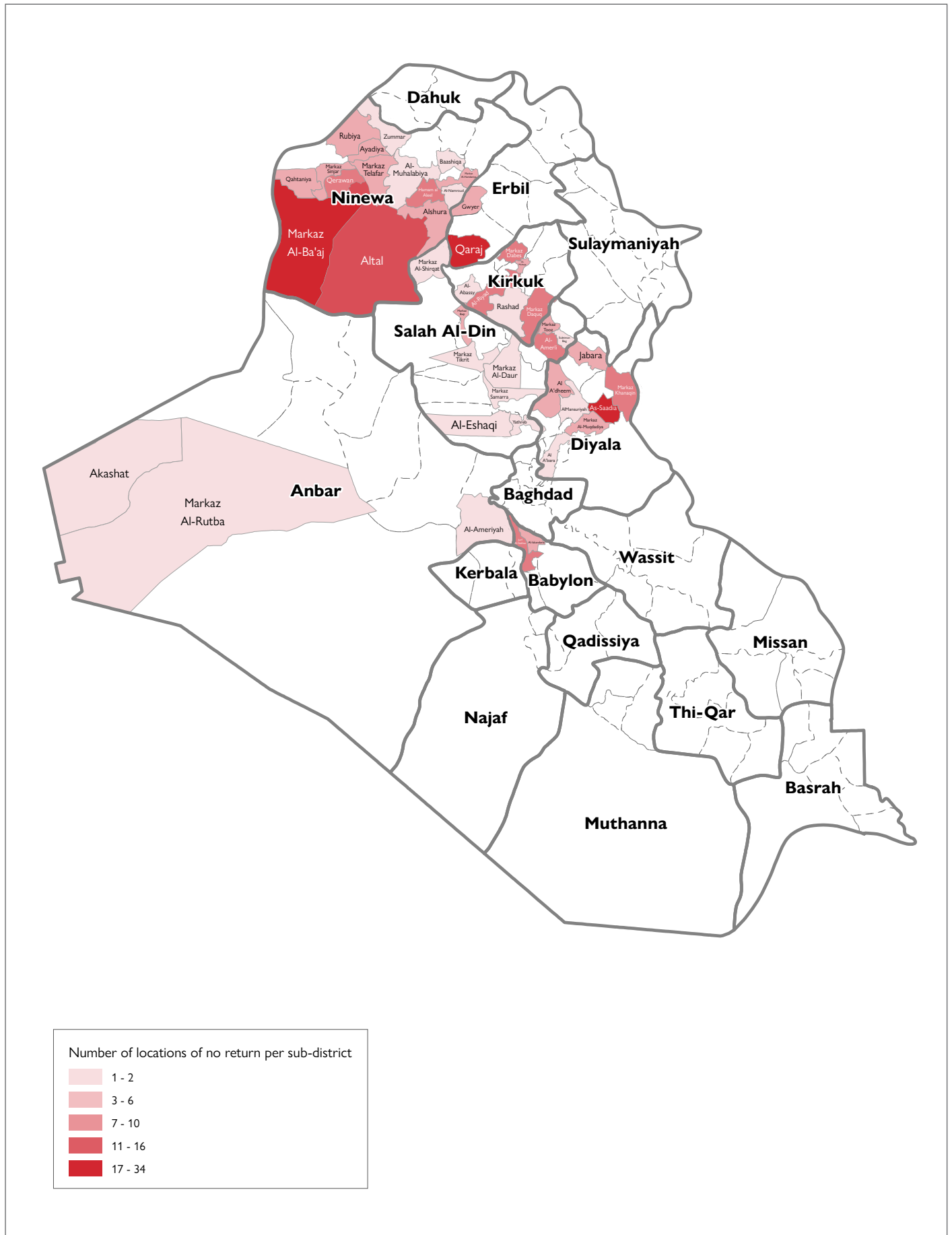


📍 Rate of return

Map 3: Districts of return



Map 4: Areas of no return



METHODOLOGY

IOM's DTM monitors displacement and provides information on the IDP and returnee populations in Iraq. Data are collected through IOM's RARTs, composed of over 80 staff members deployed across Iraq. Data collection for Round 128 took place between October and December 2022 across 18 governorates.

Data from the IDP Master List and Returnee Master List are gathered through a well-established large network of over 9,500 key informants that includes community leaders, mukhtars, local authorities and security forces. Additional information is gathered from government registration data and partner agencies.

IOM RARTs collect Master List data continuously and report it on a quarterly basis. However, limited access due to security issues and other operational constraints can affect information-gathering activities. The variation in displacement figures observed between different reporting periods, in addition to true variation of the population figures, may be influenced by other factors such as the continuous identification of previously displaced groups and the inclusion of data on secondary displacements within Iraq.

The displaced populations are identified through a process of collection, verification, triangulation and validation of data. IOM continues to closely coordinate with federal, regional and local authorities to maintain a shared and accurate understanding of displacement across Iraq.

CALCULATIONS USED TO DETERMINE THE NUMBER OF INDIVIDUALS

The number of individuals is calculated by multiplying the number of households by six, the average size of an Iraqi household as per governmental statistics, for all out-of-camp IDPs and returnees. Since the July-August 2020 period (Round 117), the number of individuals

for in-camp IDPs has been calculated by multiplying the number of households by five,⁸ which is the average camp household size according to the Iraq CCCM Cluster since 2018.

RATE OF CHANGE BETWEEN IDP AND RETURNEE CASELOADS

The rate of change of the IDP caseload and that of the returnee caseload may differ due to several factors. Firstly, DTM continues to record families who are displaced for the first time, families arriving from other locations of displacement (secondary displacement) and families who become displaced after returning (failed returns). Additionally, because DTM counts IDPs and returnees at the family level, marriage and other changes within the family can influence the size of the caseload. Furthermore, some families may be counted in both caseloads if: a) part of the family remains displaced while others have returned or b) families may move back and forth between their area of displacement and return. Finally, IDPs living in inaccessible areas may not be counted due to security concerns; upon their return, however, they may be included in the returnee caseload.

DIFFERING LENGTHS OF REPORTING PERIODS

The Master List is currently produced on a quarterly basis. However, since January 2021, three reports (120, 121 and 123) covered a two-month period, which may affect comparison to quarterly reports.

CHANGES TO SHELTER TERMINOLOGY

Since Round 122, DTM made changes to the shelter terminology to align with the Iraq CCCM Cluster *Technical Note on Informal Sites Definition for Iraq* (September 2020). Please find shelter definitions in the glossary below.

8. Prior to Round 117, DTM calculated the number of in-camp IDPs by multiplying the number of families by six.

GLOSSARY

Critical shelter	<p>For returnees, critical shelters includes the following shelter types: residences of origin (uninhabitable), tents/caravans/makeshift shelters/mud or brick houses, unfinished/abandoned buildings, public buildings or collective shelters, religious buildings or school buildings.</p> <p>For IDPs, critical shelters include those listed above for returnees except residences of origin, as well as apartments/houses that are not owned or are uninhabitable.</p>
Failed return	Individuals arriving from their area of origin after a failed attempt at return.
Internally displaced persons (IDPs)	For the purposes of the DTM assessments, all Iraqis who were forced to flee from 1 January 2014 onwards and are still displaced within national borders at the moment of the assessment.
Location	An area that corresponds either to a village for rural areas or a neighbourhood for urban areas (i.e. fourth official administrative division).
Location of no return	A location that recorded displacement during or since the 2014-2017 conflict with ISIL but have either not recorded any returns or have subsequently recorded that all returnees have re-displaced.
Private settings	For returnees and IDPs, includes hotels/motels, houses of host families or apartments/houses that are not owned. For IDPs, it also includes their own property.
Protracted displacement	Displacement that has lasted for longer than three years. As displacement data are collected in 'waves' of displacement that cover a period of several months, displacement that occurred before January 2020 is considered to be protracted. ⁹
Rate of return	Used to estimate the proportion of returns in a district of origin and computed as the ratio of returnees to a district to the total number of returnees and IDPs originally from the same district.
Residence of origin	For returnees only, refers to their residence prior to displacement.
Returnees	For the purposes of the DTM assessments, all those displaced since January 2014 who have returned to their location of origin, irrespective of whether they have returned to their former residence or to another shelter type. The definition of returnees is not related to the criteria of returning in safety and dignity, nor with a defined strategy for ensuring durable solutions.
Secondary displacement	Individuals displaced more than one time and arriving from another location of displacement.

9. Since the beginning of the crisis, IOM DTM has been collecting data on displacement based on 'waves' of movement that occurred in response to significant events. Wave 8 covers the period July 2017–January 2019; therefore, all IDPs that were displaced between January 2014 and January 2019 are considered to be in protracted displacement for the purpose of this report. However, the actual number will be higher; as some IDPs who were displaced during Wave 9 covering the period January 2019–January 2020 are also in protracted displacement.

IOM IRAQ



iraq.iom.int



iomiraq@iom.int

UNAMI Compound (Diwan 2),
International Zone,
Baghdad/Iraq



@IOMIraq

DISCLAIMER

The opinions expressed in the report do not necessarily reflect the views of the International Organization for Migration (IOM). The designations employed and the presentation of material throughout the report do not imply the expression of any opinion whatsoever on the part of IOM concerning the legal status of any country, territory, city or area, or of its authorities, or concerning its frontiers or boundaries.

For more information, visit iraqdtm.iom.int or contact the team at iraqdtm@iom.int



IOM Iraq thanks the U.S. Department of State, Bureau of Population, Refugees and Migration (PRM) for its continued support. IOM Iraq also expresses its gratitude to IOM Iraq's Rapid Assessment and Response Team (RART) members for their work in collecting the data, often in very difficult circumstances; their tireless efforts are the groundwork of this report.

© 2023 International Organization for Migration (IOM)

No part of this publication may be reproduced, stored in a retrieval system, or transmitted in any form or by any means, electronic, mechanical, photocopying, recording or otherwise without the prior written permission of the publisher.