

# IOM LIBYA MIGRANT REPORT

## KEY FINDINGS

Round 45 (November - December 2022)

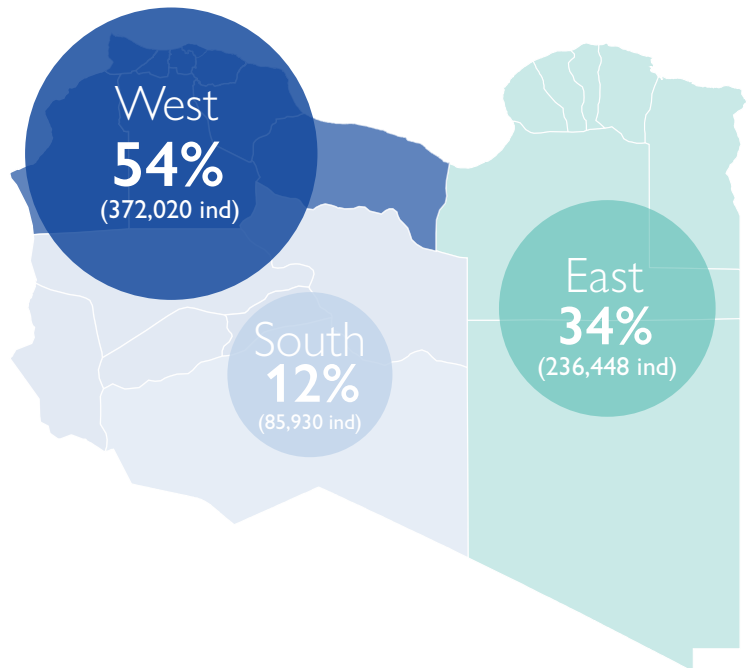


**694,398**  
migrants in Libya

### DISTRIBUTION OF MIGRANTS PER GEOGRAPHICAL AREAS

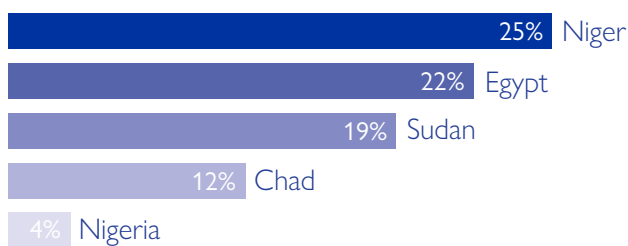


**USD 826**  
migration journey cost  
(average per person)

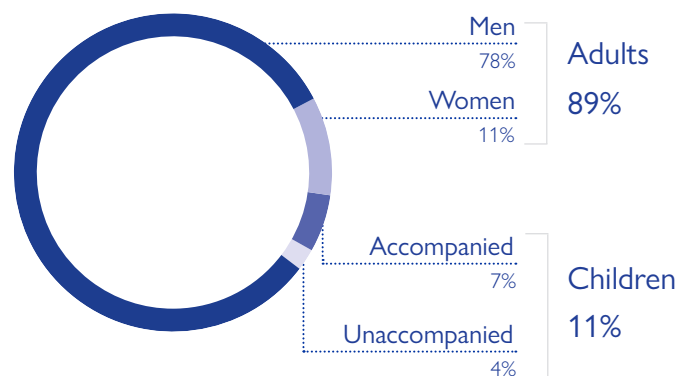


**47%**  
of migrants reported that the remittances they send home are the primary source of income for their household

### TOP 5 NATIONALITIES



### DEMOGRAPHICS



#### Migrants were present in:

**663** COMMUNITIES (MUHALLAS)  
(out of 667)

**100** MUNICIPALITIES (BALADIYAS)  
(out of 100)

#### IOM Libya conducted:

**2,034** INTERVIEWS WITH KEY INFORMANTS  
(Mobility Tracking)

**6,814** INTERVIEWS WITH MIGRANTS  
(Flow Monitoring Surveys)