

# IOM LIBYA MIGRANT REPORT

## KEY FINDINGS

Round 44 (September - October 2022)

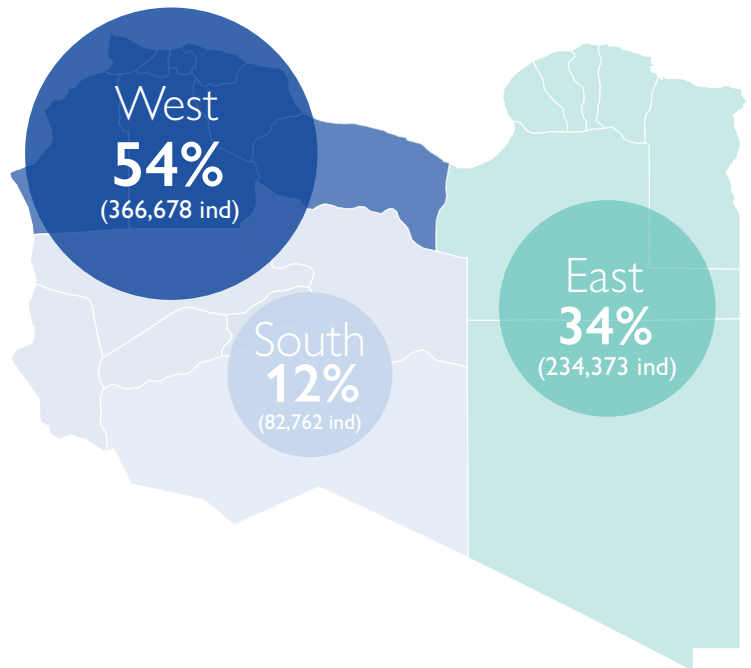


**683,813**  
migrants in Libya

### DISTRIBUTION OF MIGRANTS PER GEOGRAPHICAL AREAS

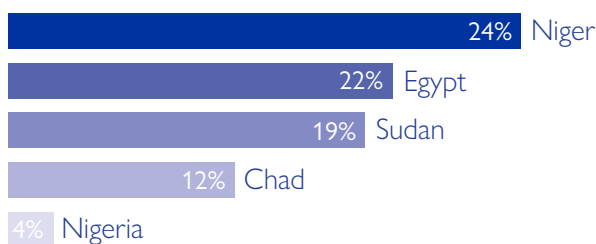


**USD 935**  
migration journey cost  
(average per person)

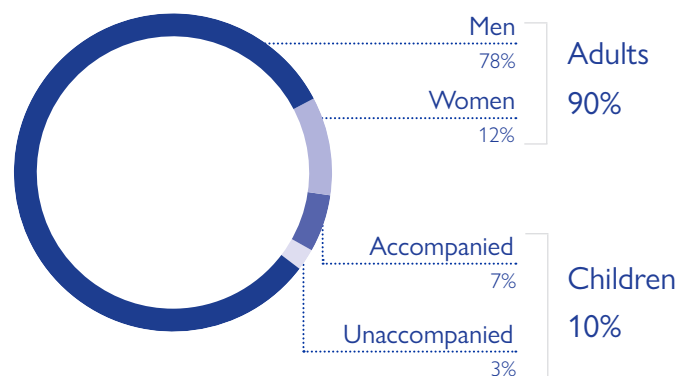


**47%**  
of migrants reported  
that the remittances  
they send home are  
the primary source  
of income for their  
household

### TOP 5 NATIONALITIES



### DEMOGRAPHICS



#### Migrants were present in:

**663** COMMUNITIES (MUHALLAS)  
(out of 667)

**100** MUNICIPALITIES (BALADIYAS)  
(out of 100)

#### IOM Libya conducted:

**2,010** INTERVIEWS WITH KEY INFORMANTS  
(Mobility Tracking)

**5,206** INTERVIEWS WITH MIGRANTS  
(Flow Monitoring Surveys)