

# POPULATION COUNT

## Bentiu IDP Camp

Data collection: July 2022

### Population overview (July 2022): 104,581 individuals.

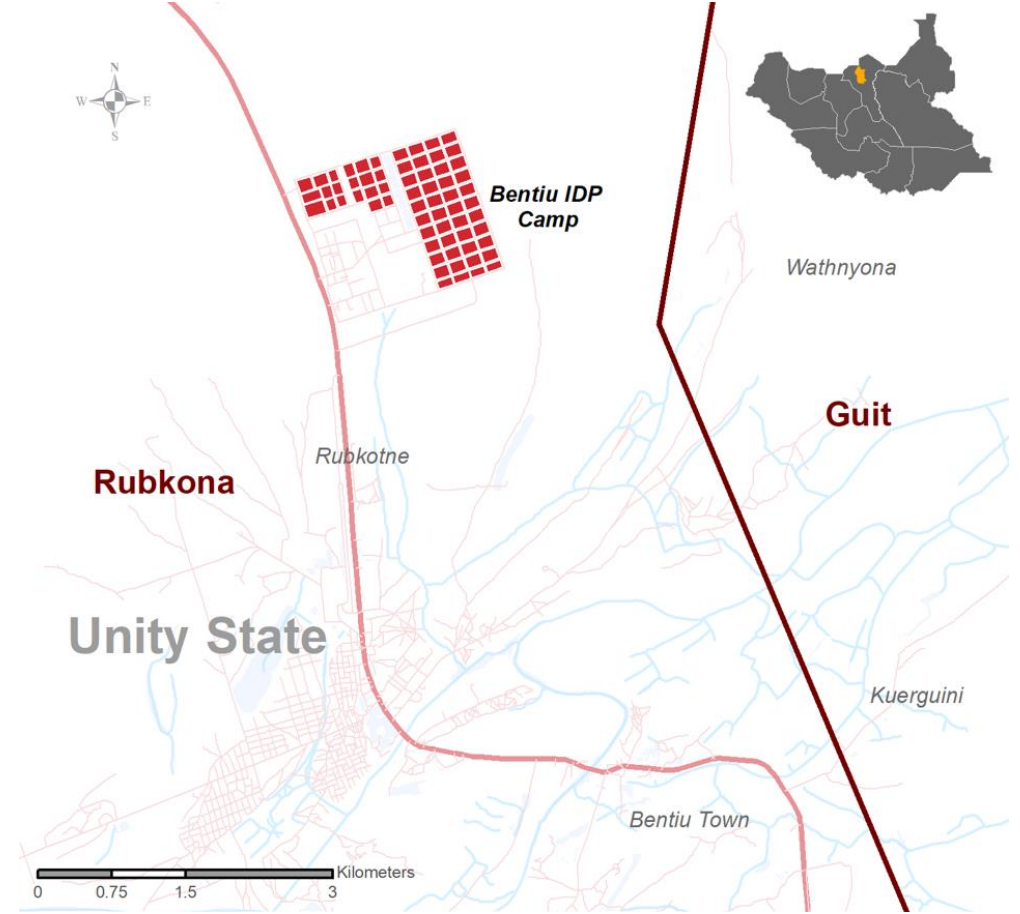
Between 8 May and 9 June 2022, 137,872 individuals (31,070 households) are biometrically registered as active beneficiaries in the site, representing an increase of two per cent of individuals since January following the latest biometric registration maintenance in Bentiu IDP Camp.

Recognizing that there have been significant population changes since the last overall biometric registration / verification, IOM DTM conducts regular population counts to monitor population dynamics and displacement trends. This exercise shows that the actual number of persons currently living at Bentiu IDP camp remains lower than the registered total.

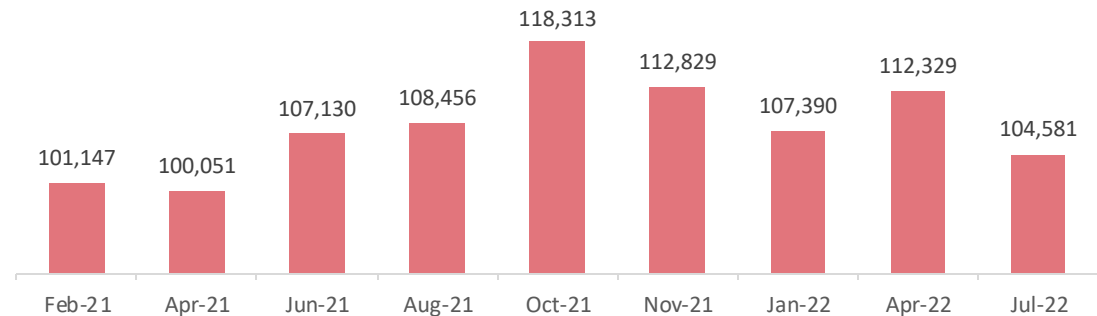
**As per July 2022 population count findings, the Bentiu IDP camp population stands at 104,581 individuals (17,412 households) in 11,765 inhabited shelters (on average of 9 individuals per shelter). This represents a two per cent decrease compared to April 2022.**

Looking at the daily mobility dynamic, IOM DTM's daily gate count of individual entries and exits through the camp's gate shows slightly more exits (118,377 individuals) than entries (115,045 individuals) through gate count findings between 1 May and 31 July 2022.

Between 1 May and 31 July 2022, Displacement Site Flow Monitoring (DSFM) at points of entry in Bentiu IDP camp recorded 597 individuals permanently exiting the camp. The majority of exits during this period departed to locations within Unity State (62%), with most leaving to Rubkona (25%), Koch (14%), Guit (12%), Mayendit (6%), Mayom (2%), Panyijar (2%), and Leer (1%). The remaining 38 per cent moved to Fangak (16%), Juba (7%), Kampala (7%), Khartoum (4%), and other locations (4%). The recorded permanent exits were mainly due to the need to join family (36%), look for livelihood or work opportunities (19%), improved living conditions at the destination (11%), and look for better education opportunities (11%).



### Monthly population trends at Bentiu IDP Camp, February 2021 – July 2022\*



\*In February, March, May, and June 2022, IOM was unable to conduct population counts.

# POPULATION COUNT

## Bentiu IDP Camp

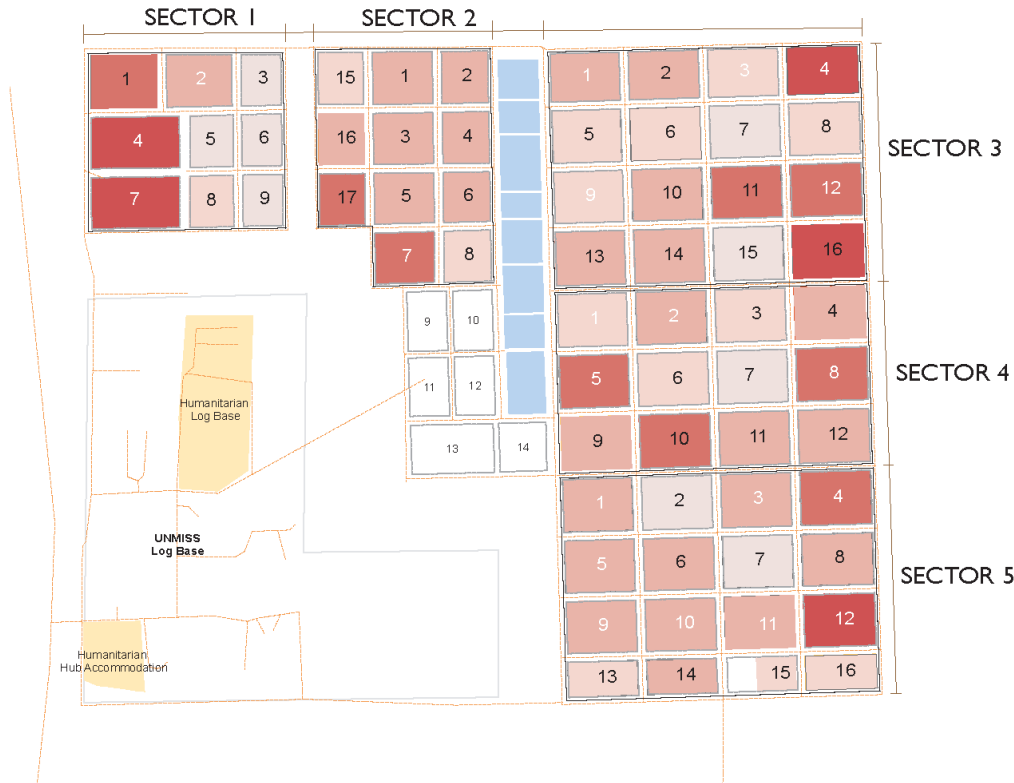

Data collection: July 2022



Population in Bentiu IDP Camp (July 2022): 104,581 ind.

SECTOR 3 26,106	SECTOR 5 25,815	SECTOR 4 19,711	SECTOR 2 18,817	SECTOR 1 14,132
--------------------	--------------------	--------------------	--------------------	--------------------

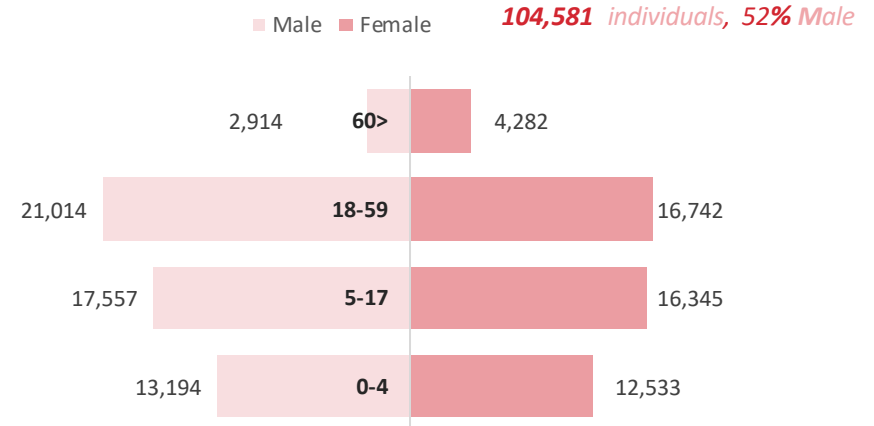
Population  
July 2022



The most populous sectors were Sectors 3 and 5 hosting 50 per cent of the overall population (25% per sector), followed by Sector 4 (19%), Sector 2 (18%) and Sector 1 (13%).

The blocks with the largest populations were recorded across the following sectors: **Sector 1** Block 7 (3,175 individuals), **Sector 3** Block 4 (2,711 individuals), **Sector 1** Block 4 (2,661 individuals), **Sector 5** Block 12 (2,601 individuals) and **Sector 3** Block 16 (2,271 individuals).

### Bentiu IDP Camp, Population by age and sex (July 2022)



For further information, contact [southsudandtm@iom.int](mailto:southsudandtm@iom.int) & visit <https://displacement.iom.int/south-sudan>.

DTM IS SUPPORTED BY

