



DTM

IOM DISPLACEMENT TRACKING MATRIX

BURUNDI JULY 2017



TABLE OF CONTENTS

- 1 IDP presence map
- 2 DTM Burundi Methodology
- 3 - 5 DTM Highlights
- 6 - 7 Humanitarian Overview
- 8 New Displacement
- 9 Displacement Analysis 2017
- 10-27 Provincial Profiles
- 28 Contact Information

This DTM report has been funded with the generous support of the Central Emergency Response Fund (CERF) of the United Nations and the Office of U.S. Foreign Disaster Assistance (OFDA).



USAID
FROM THE AMERICAN PEOPLE



United Nations
CERF | Central
Emergency
Response
Fund



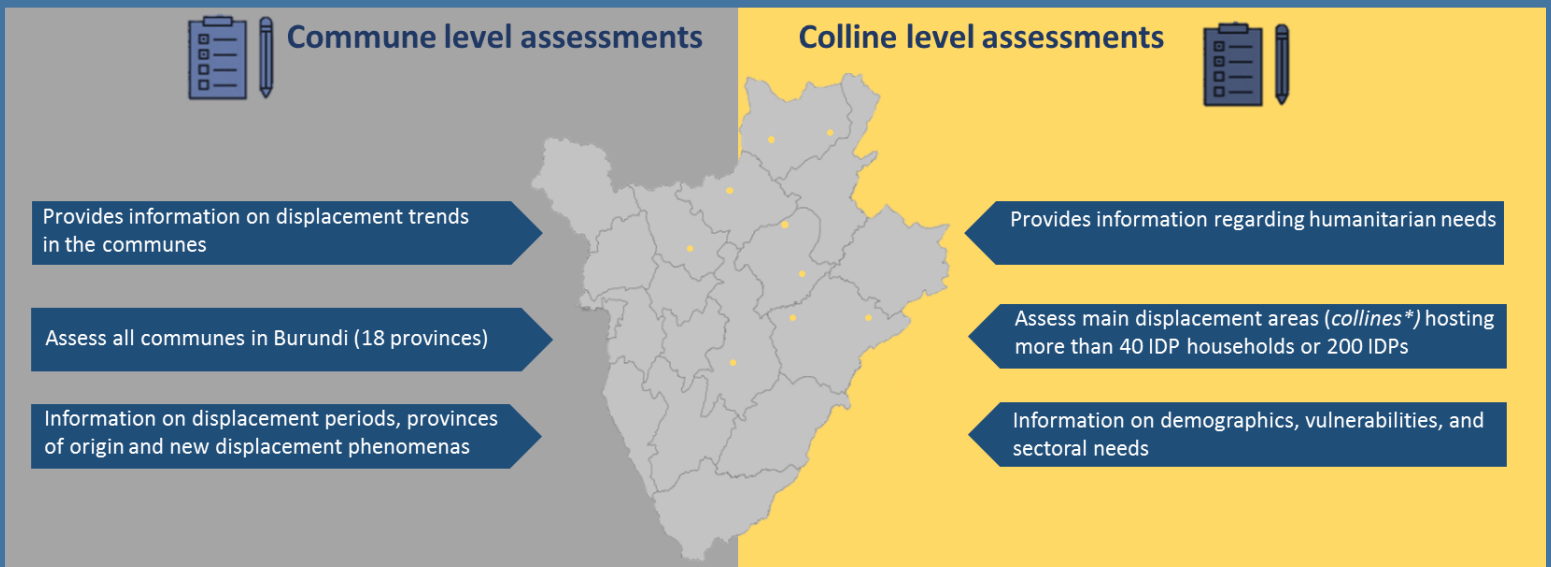
DTM METHODOLOGY

The Displacement Tracking Matrix is a comprehensive system which collects data on Internally Displaced Persons in all provinces of Burundi.

1. Volunteers from the Burundian Red Cross consult key informants with knowledge on displacement trends and needs in their communities. Key informants are community leaders, local government authorities, or religious leaders.



2. Surveyors complete two types of assessments:

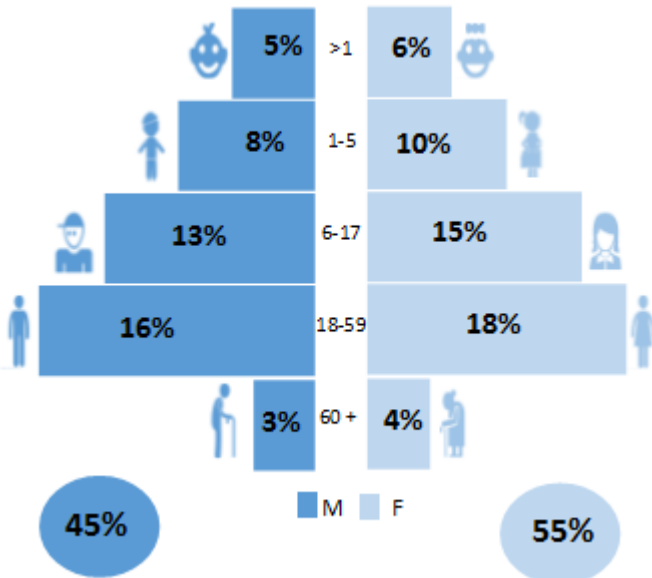


3. Once data is verified, IOM compiles the data to produce a report.



HIGHLIGHTS

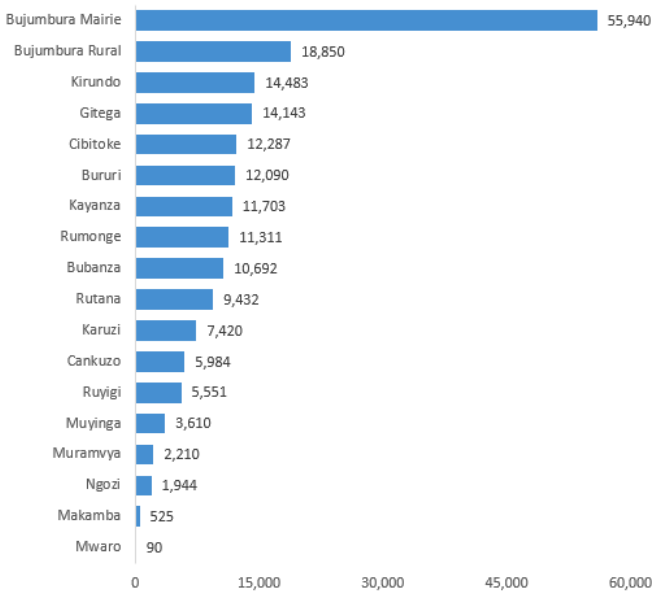
IDP DEMOGRAPHICS



Graph 1: Demographic of the IDP population

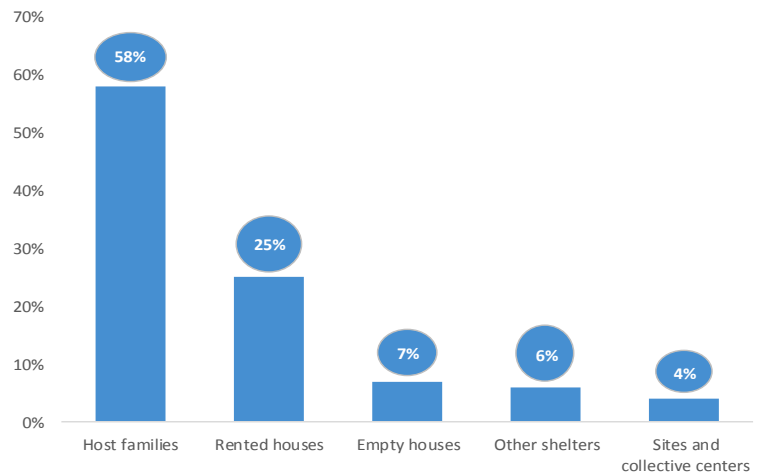


PROVINCES OF ORIGIN



Graph 2: Estimated number of IDPs by province of origin

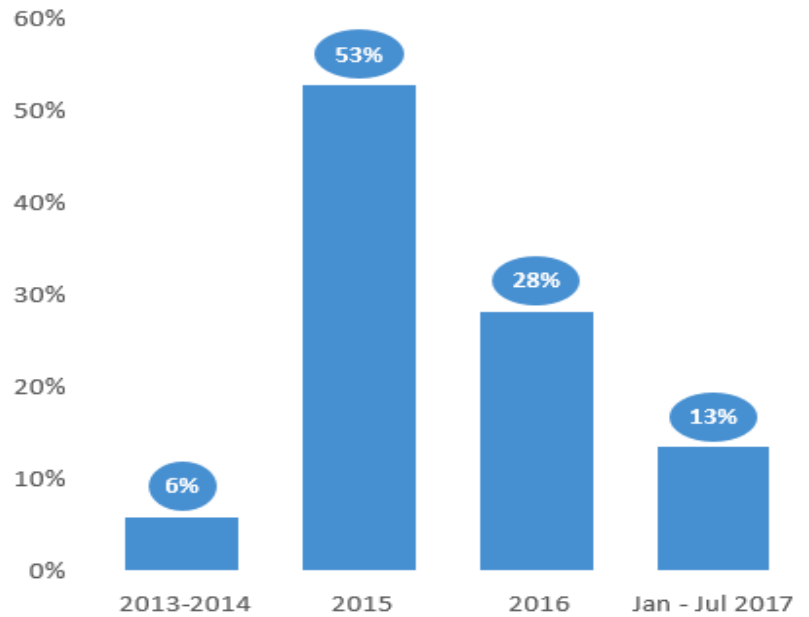
ACCOMODATION TYPES



Graph 3: Percentage of IDPs by accommodation type

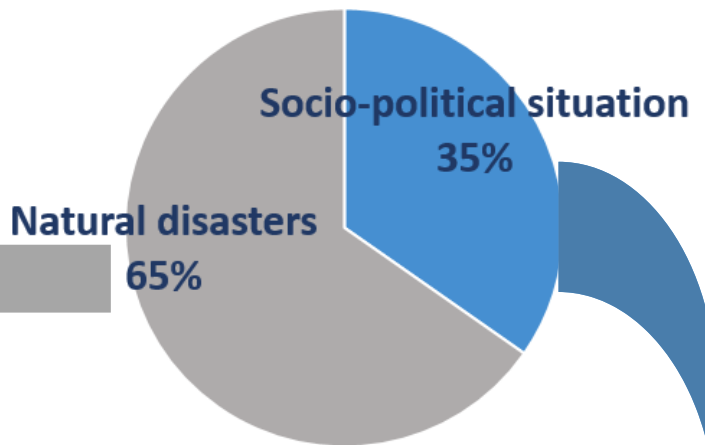
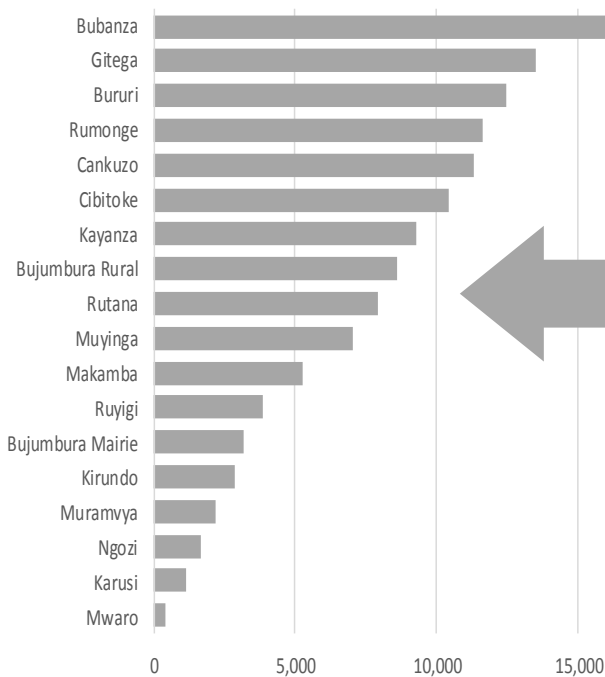
DISPLACEMENT PERIODS

The largest movement of IDPs took place in 2015: 21% of all identified IDPs were displaced during the period of January to April 2015 while 32% were displaced between May and December 2015.

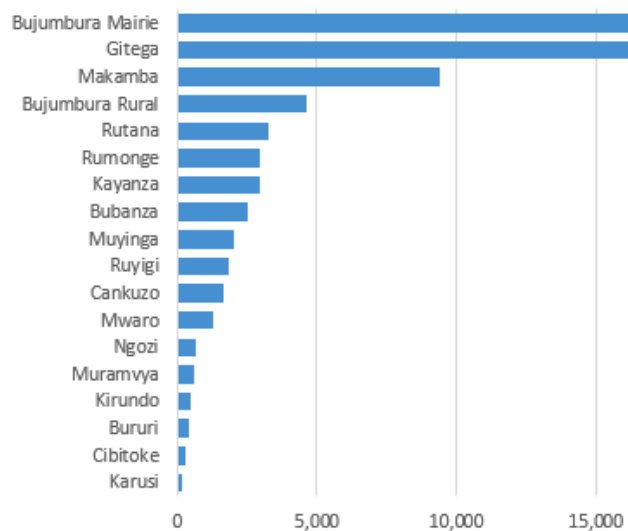


Graph 4: Percentage of IDPs by period of displacement

DISPLACEMENT REASONS



Graph 5: Percentage of IDPs by reason for displacement



Graph 5.2: Number of IDPs displaced due to the socio - political

Graph 5.1: Number of IDPs displaced due to natural disasters by province

The majority of IDPs (65%) are displaced due to natural disasters. The majority of IDPs in Bujumbura Mairie (84%), Mwaro (76%), Makamba (64%) and Gitega (55%) are displaced due to the socio-political situation.

87%

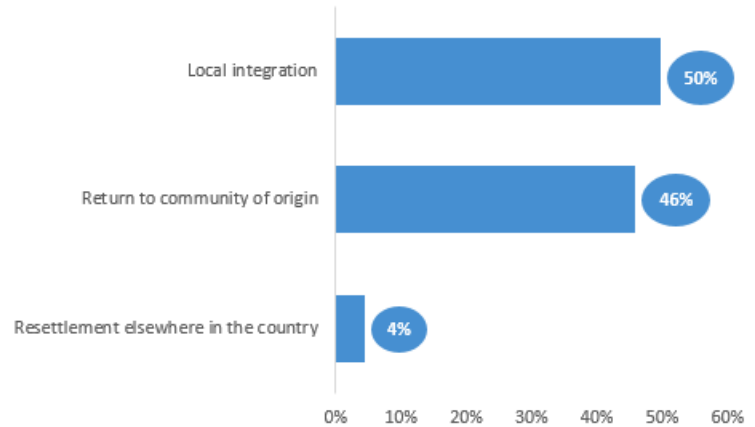
of IDPs were displaced from 2013 to 2016 and they have not yet returned to their communities of origin.



Will they return?

RETURN INTENTIONS

In 50% of collines in the country, the majority IDPs wish to integrate in their communities. Notably, all of the collines in the provinces of Kayanza and Cankuzo report this intention. The majority of IDPs wish to return to their communities of origin in 46% of collines. In the Muyinga province, IDPs express a desire to return to their community of origin in 69% of assessed collines.

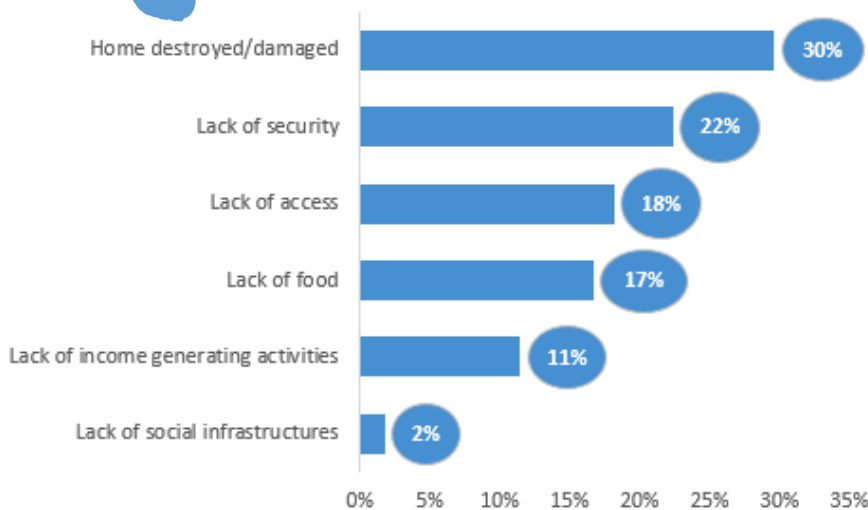


Graph 6: Percentage of collines by intention of the majority of IDPs



If not, why not?

REASONS PREVENTING RETURN



The primary reasons preventing return of IDPs are damaged homes and the lack of security. In 30% of surveyed collines, damaged homes are preventing the majority of IDPs from returning to their communities of origin. Lack of security prevents the majority of IDPs from returning to their area of origin in 22% of surveyed collines in the country.

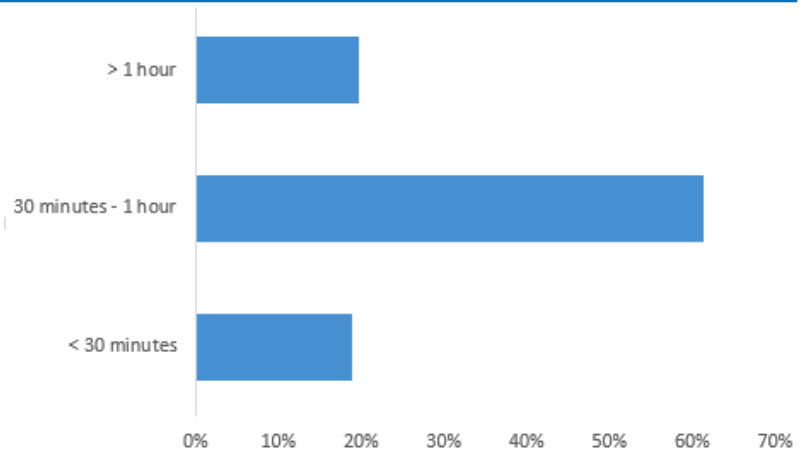
Graph 7: Percentage of collines by primary factor preventing return of the majority of IDPs

HUMANITARIAN OVERVIEW



Health

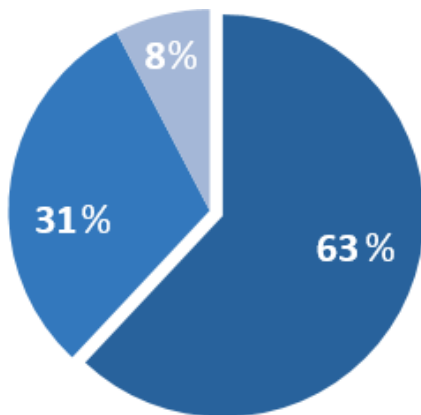
In 62% of surveyed collines in the country, IDPs walk 30 minutes to 1 hour to reach a health center. In 55% of surveyed collines in the Gitega province, IDPs also walk 30 minutes to 1 hour to reach a health center.



Graph 8: Percentage of collines by distance walked by the majority of IDPs



Food Security



■ 1 meal/day ■ 2 meals/day ■ 3 meals/day

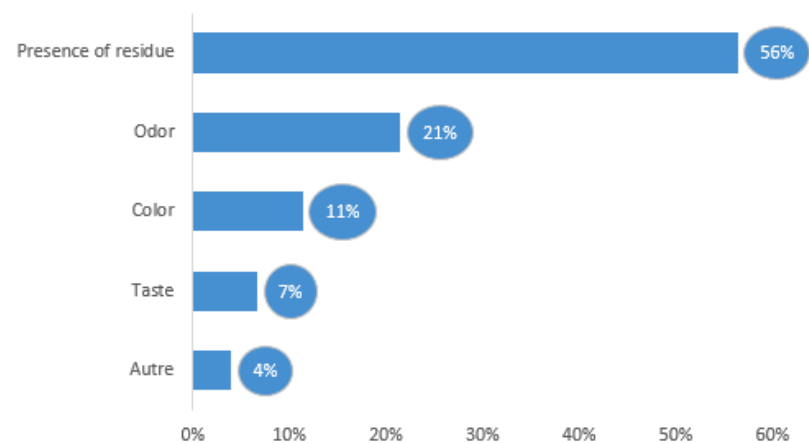
63% of IDPs face severe insecurity, eating one meal per day. Bubanza, Kirundo, Bujumbura Rural and Bujumbura Mairie are most impacted by food security with more than 77% of IDPs eating one meal per day.

Graph 9: Percentage IDPs by number of meals consumed per day



WASH

In terms of concerns about water quality, 56% of surveyed collines in the country report the presence of residue in the water. In the province of Rutana, this concern is identified in 93% of collines in the province. In 21% of collines surveyed in the country, odor is a primary concern. This problem is identified in 69% of surveyed collines in the province of Bururi.

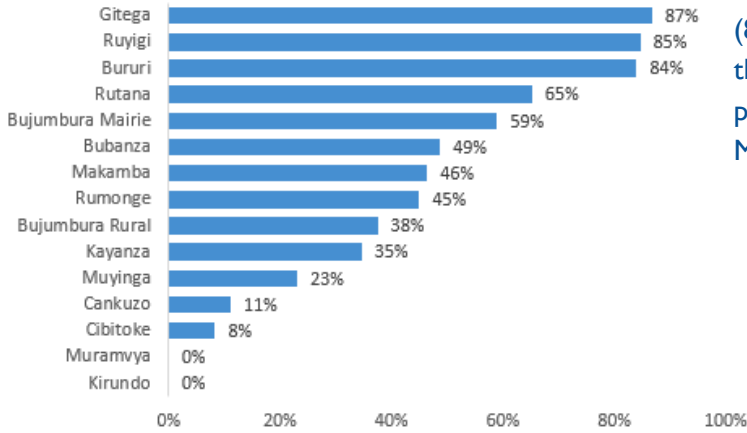


Graph 10: Percentage of collines by primary water concern

HUMANITARIAN OVERVIEW



Shelter



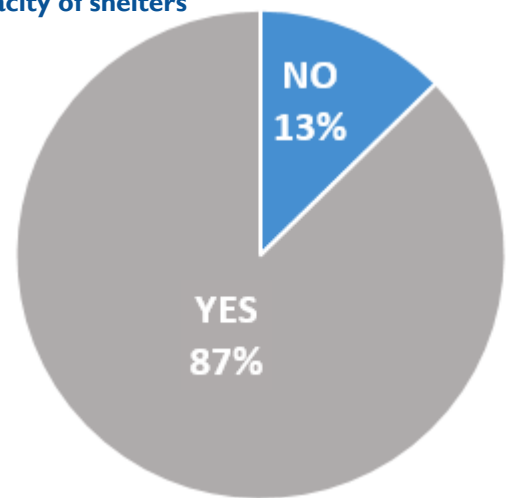
A large percentage of the collines in Gitega (87%), Ruyigi (85%), Bururi (84%) report recent problems related to the limited accommodation capacity of shelters. This problem is less frequently reported in the Cibitoke (8%), Muramvya (0%) and Kirundo (0%) provinces.

Graph 11: Percentage of collines reporting limited accommodation capacity of shelters



Education

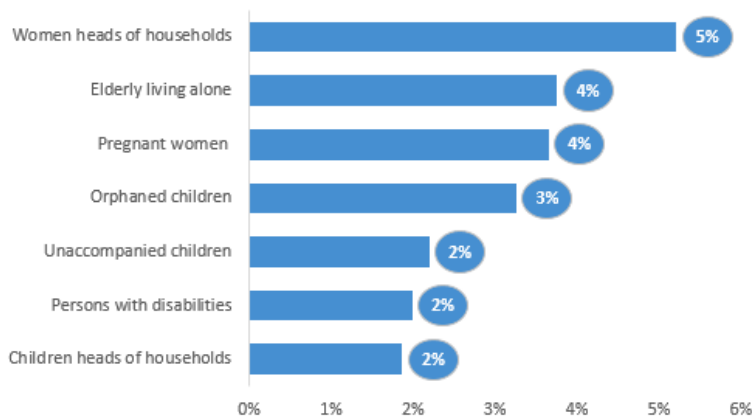
Schools are accessible to displaced children in 87% of surveyed collines in the country. Schools are accessible in only 38% of surveyed collines in the province of Kayanza.



Graph 12: Percentage of collines with the presence of schools accessible to IDP children



Vulnerabilities



Women head of households are 5% of the displaced population in the surveyed collines. In the province of Gitega, women head of households represent 9% of the displaced population.

Graph 13: Percentage of the displaced population by identified vulnerability

NEW DISPLACEMENT

Key informants were asked about which events have caused internal displacement in July 2017.



Drought: 627 IDPs

Drought continues to provoke population displacements. This phenomena is most pronounced in the Cankuzo province where drought conditions have caused 414 IDPs to flee their homes, including 228 IDPs in Mishiha commune. This phenomena has also displaced 79 persons in Muyinga and 70 persons in Kirundo.



Wild fires: 146 IDPs

Wild fires have been identified to have caused recent displacement in 7 provinces. This phenomena is most pronounced in Cankuzo where 112 people were displaced in July due to wild fires in June.



Insecurity: 122 IDPs

Security issues have displaced 39 people in the Muramvya province (Rutegama commune with 29 IDPs) and 21 IDPs in Cankuzo.



Landslides: 18 IDPs

Landslides have displaced 18 people in the Kayanza and Muramvya provinces.



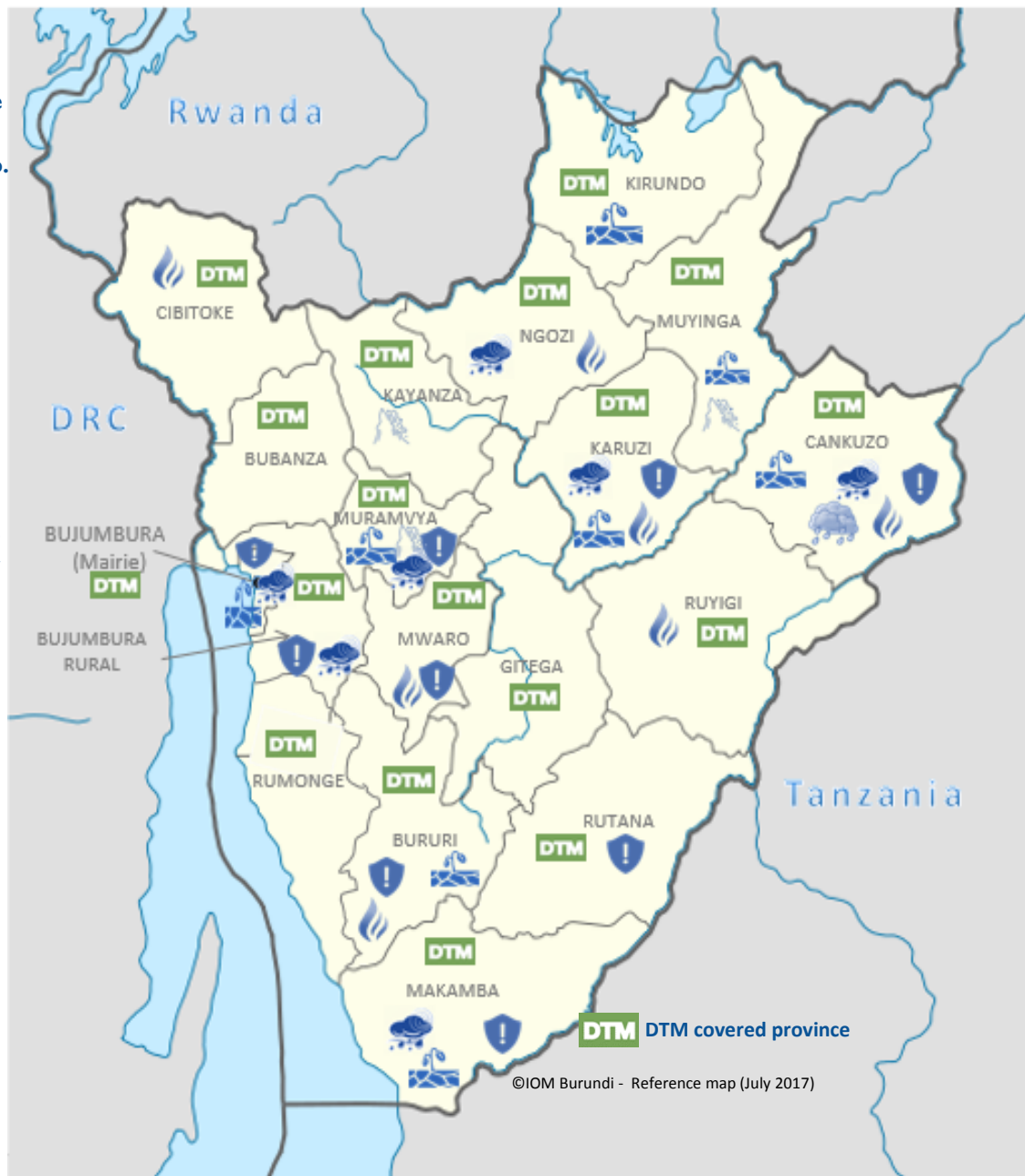
Violent winds: 113 IDPs

Violent winds have removed roofings and destroyed houses in 8 provinces of the country. 60% of the IDPs recently displaced by this phenomena are located in the provinces of Bujumbura Rural and Cankuzo.



Torrential rains: 8 IDPs

With the end of rainy season in June, there are few displacements provoked by this phenomena. However, in the Cankuzo province, 8 persons were displaced following torrential rains that destroyed their houses at the end of June.



DISPLACED POPULATION MOVEMENT JANUARY TO JULY 2017

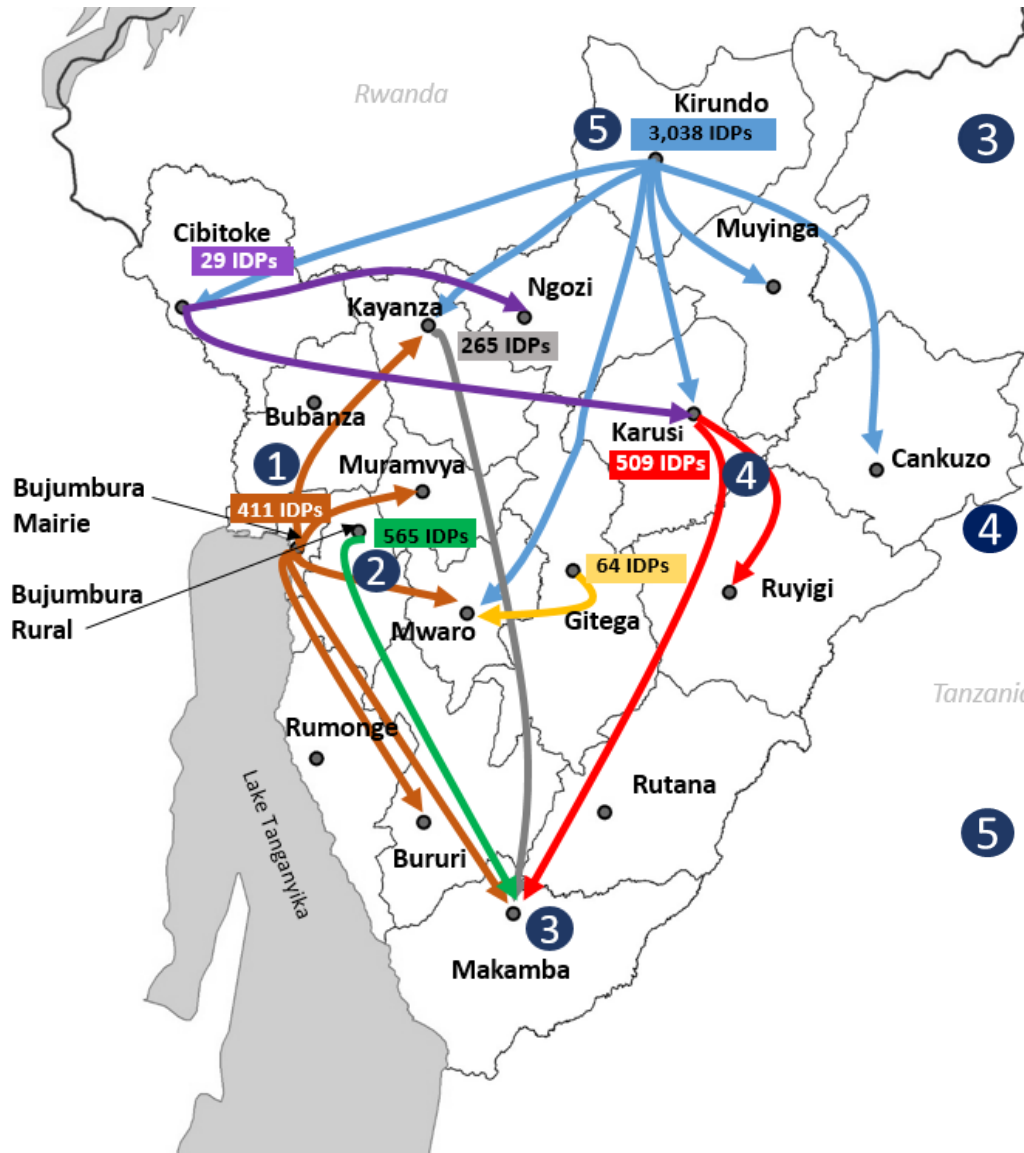
1 411 IDPs from Bujumbura-Mairie have been displaced to the Kayanza, Muramvya, Bururi and Ruyigi provinces. The largest movement was observed from March to May 2017 and a large concentration of 175 IDPs reside in the Makamba province. The majority of IDPs presently in the Mwaro and Kayanza provinces want to return to their community of origin but fear of insecurity allows them to remain in their displacement locations.

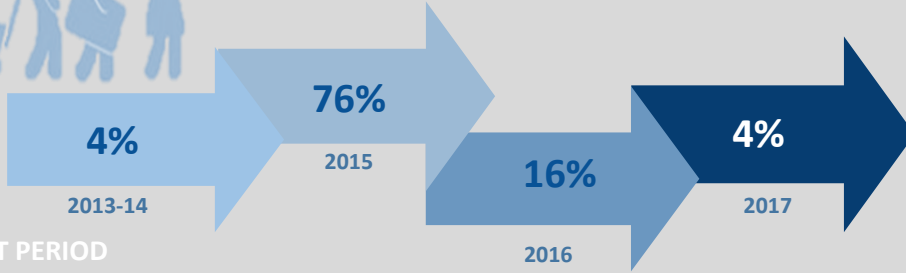
2 565 IDPs from Bujumbura Rural were displaced to the Makamba province. The majority of IDPs from this province have been displaced by the socio-political situation to the Nyanza-Lac and Kayogoro communes in Makamba. The largest movement toward the province has been observed during the months of March, April and May.

3 In 2017, the Makamba province received an estimated 1,485 IDPs from Bujumbura Rural (565 IDPs), Karusi (480 IDPs), Kayanza (265 IDPs) and Bujumbura Mairie (175 IDPs). These IDPs are largely identified in the Kayogoro and Nyanza-Lac communes. The largest movement has been observed during the period between March and May. This province is an ideal destination for IDPs due to the economic opportunities and accessibility of the Tanzanian border. The majority of IDPs wish to integrate locally.


4 Torrential rains and violent winds have destroyed harvest in the Karusi province pushed 509 IDPs to move to the Makamba and Ruyigi provinces of which 480 IDPs were displaced to Makamba. The majority of these IDPs were displaced in the months of March and April. The IDPs left their provinces to look for better economic conditions as the agricultural production from which the population subsists had become scarce in their province of origin.

5 The Kirundo province was affected by a drought season during the first half of 2017. 3,038 IDPs were forced to move to other provinces such as Cibitoke, Kayanza, Cankuzo Mwaro, Karusi and Muyinga. This year, Cankuzo has come to host these 1,235 IDPs from Kirundo for two main reasons: The province has a large amount of fertile land and geographically, the province shares a border with Tanzania offering easy transport to this neighboring country.





DISPLACEMENT PERIOD



2015 was marked by the arrival of a large number of people displaced by the socio-political conflicts in the country but also due to the heavy rains that destroyed homes.

Communes with highest concentrations of IDPs are Gitega (24%), Giheta (23%) and Makebuko (23%). The majority of displaced people in this province live in host families (80%) with limited accommodation capacity. Families living in empty houses (12%) are afraid that they may be removed at a time when shelter assistance is a primary need for these IDPs.



Free school for grade school children has made it easier for displaced children to attend school, but many displaced children have insufficient school materials to properly attend classes.



More than 60% of IDPs eat one meal per day. To get food, IDPs work in neighboring fields to earn a small amount of money or to earn food remuneration. In some collines, pregnant women and children under five years old are the most affected as they have no supplementary food.

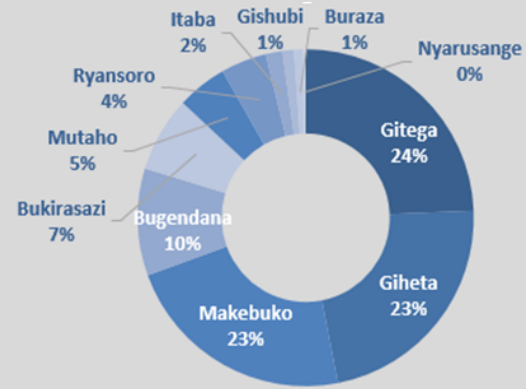


IDPs in 19% of collines must walk 30 minutes to one hour to reach a health center and more than 85% of collines report that IDPs do not have the money to afford medicines.




IDPs walk less than 30 minutes to access drinking water and women and girls are responsible for water collection.

13% decrease in IDPs



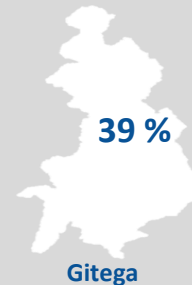
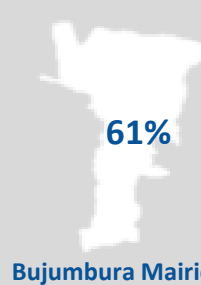
REASONS FOR DISPLACEMENT



ACCOMODATION TYPES



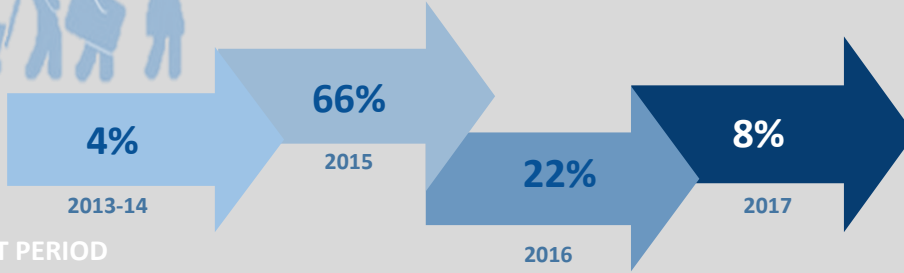
PROVINCES OF ORIGIN



6 of 10 IDPs
suffer from food insecurity

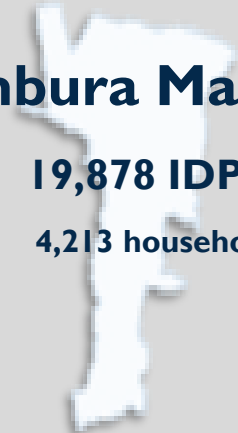


DISPLACEMENT PERIOD



Bujumbura Mairie

19,878 IDPs
4,213 households



Of the 19,878 IDPs identified, 16,708 are displaced due to the current socio-political situation. The majority of IDPs live in rented houses (10,660 IDPs) while 7,892 IDPs live in host families. 54% of IDPs were displaced between May and December 2015 and their province of origin is Bujumbura Mairie. Even though IDPs wish to return to their communities of origin in 44% of assessed neighborhoods the lack of security keeps them in their displacement location in 64% of surveyed areas. During 2017, IDPs continue to be displaced but at a lower rate (8% of IDPs).



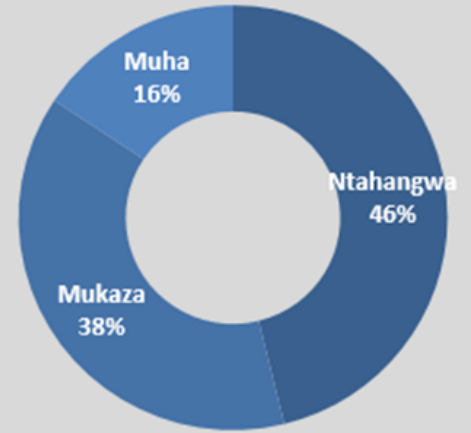
Malaria is the most frequently reported health issue in 97% of surveyed neighborhoods and a lack of malnutrition screenings are observed in 77% of surveyed neighborhoods.

In 67% of the surveyed neighborhoods, the road is reported to be a dangerous zone for women and girls.



Socio-economic reintegration services are lacking in 74% of the assessed neighborhoods.

In the Ntakangwa commune, security incidents have caused the displacement of 8 people, while violent winds in June provoked the displacement of 17 people in the Mubone neighborhood of the Ntakangwa commune.



REASONS FOR DISPLACEMENT



ACCOMODATION TYPES



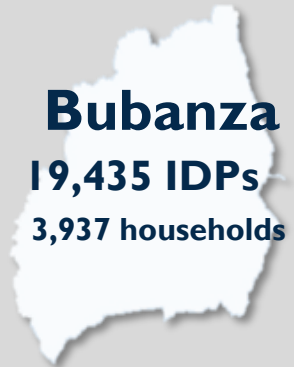
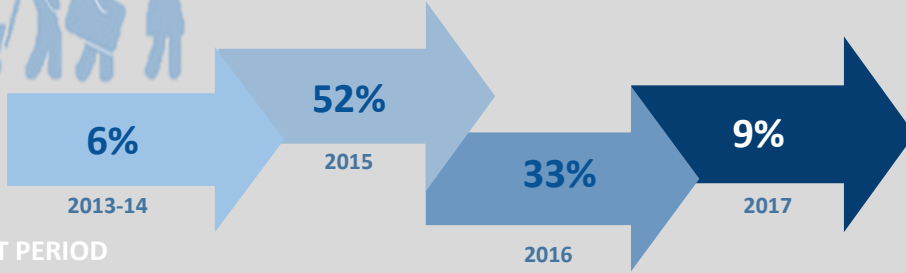
PROVINCES OF ORIGIN



Bujumbura Mairie



5 of 10 IDPs suffer from food insecurity



DISPLACEMENT PERIOD

Of the 19,435 IDPs identified, 16,135 are displaced due to natural disasters. In the surveyed collines, several houses have been identified as damaged: 950 IDP houses with destroyed roofs and 1,434 completely destroyed houses were identified. The Bubanza commune is the most affected of the communes in the province (with 573 IDP houses with destroyed roofs and 610 totally destroyed houses identified). In more than 53% of surveyed collines, the majority of IDPs want local integration.



77% of surveyed collines have reported physical insecurity related to the state of shelters. This problem is most pronounced in both the Gihanga and Mpanda communes. 69% of surveyed collines have also reported property insecurity issues in terms of shelter. This was also reported in all the collines of the Bubanza and Gihanga communes.



IDPs face severe food insecurity in more than 87% of the surveyed collines. The most recent food distribution was conducted by the World Food Programme (WFP) in the Gihanga commune in March 2017. In 41% of the surveyed collines, plastic sheeting is the most needed non-food item.

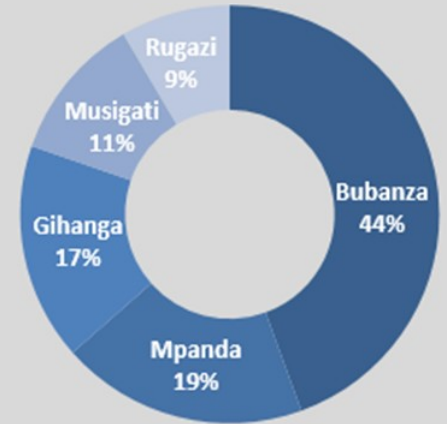


Malaria is the most common health issue in 90% of the collines. In more than 59% of the surveyed collines there is no accessibility to specialized gender-based violence (GBV) services for IDPs as they are too far from IDP communities.



51% of surveyed collines report that displaced women and girls face the greatest risk of GBV in their homes.

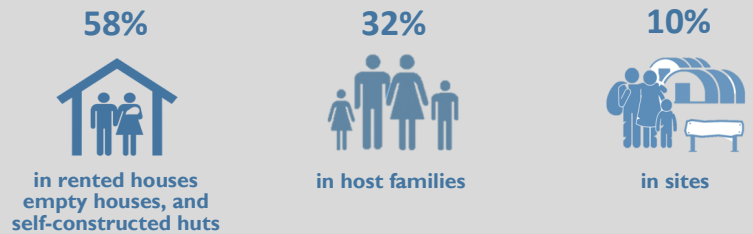
0% change



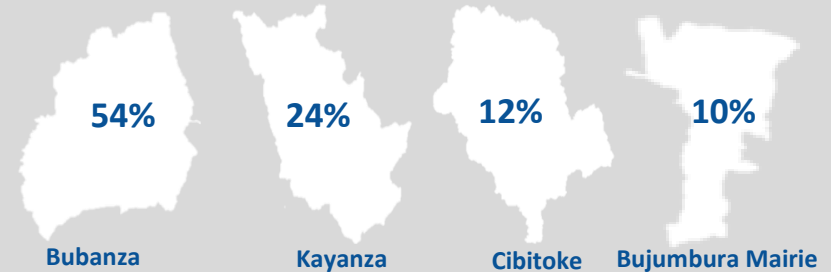
REASONS FOR DISPLACEMENT




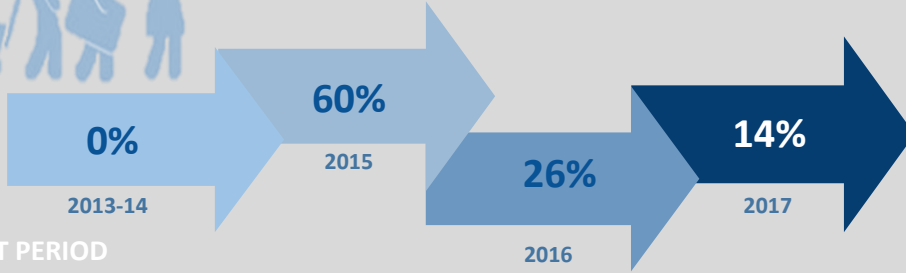
ACCOMODATION TYPES



PROVINCES OF ORIGIN



9 of 10 IDPs suffer from food insecurity



DISPLACEMENT PERIOD

Compared to the number of IDPs recorded in June, there is a notable decrease of 305 individuals, undoubtedly due to the return of IDPs to their communities of origin with the arrival of the dry season coinciding with the harvest period. During this period, the financial situation of IDPs households has improved. In addition, the distribution of NFI and shelter kits by IOM in collaboration with Red Cross to IDPs in the Musanga colline and Musenyi area in the Makamba commune contributed to the reduction of IDPs in this province as IDPs received assistance needed to repair and return to their homes.



Of the 6,265 IDPs who arrived in the period between May and December 2015, 49% were identified in the Nyanza-Lac commune.

Access to water is limited by the distance between households and drinking water sources in the collines. The IDPs spend between 15 to 30 minutes to reach a primary source of potable water in 71% of the collines.



The most reported disease among IDPs in this province is malaria; Kayogoro, Mabanda, Kibago and Nyanza-lac are the most affected communes.

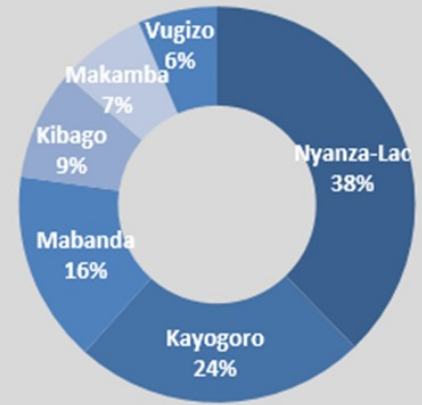


Food insecurity is rampant in collines hosting IDPs as 62% of IDPs eat one meal per day while 92% of IDPs in the Kayogoro commune eat one meal per day.



The main phenomena causing recent population displacement is generally violent wind in the Munonotsi colline, drought conditions in the collines of Musenyi and Ruvuga (Mabanda commune) and security in the collines of Makamba I and Makamba II (Makamba commune).


2% decrease



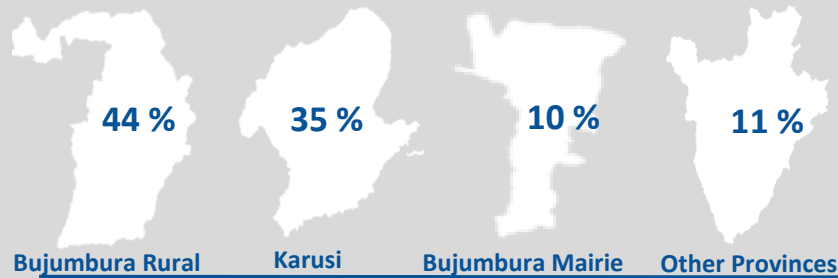
REASONS FOR DISPLACEMENT



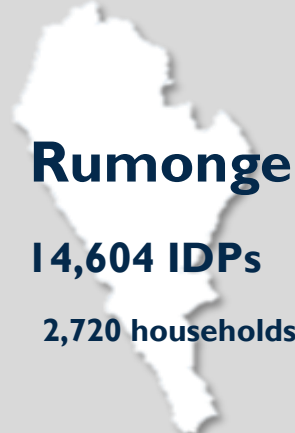
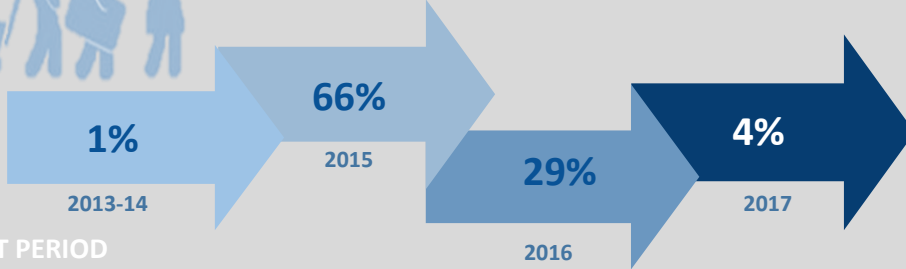
ACCOMODATION TYPES



PROVINCES OF ORIGIN



6 of 10 IDPs suffer from food insecurity



DISPLACEMENT PERIOD

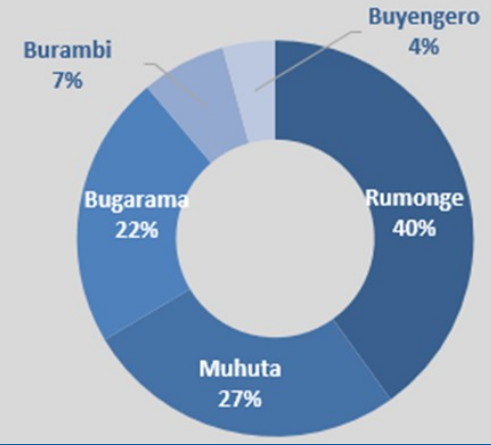
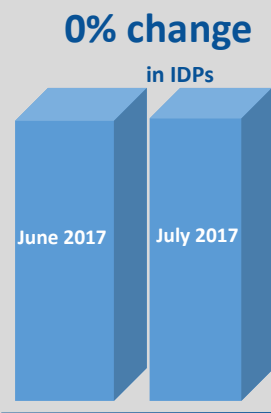
Of the 14,604 internally displaced persons (IDPs) identified, 11,620 are displaced due to natural disasters. The majority were displaced between May and December 2015 and more than half (63%) of the IDPs live in host families. In the Rumonge province, IDPs live in precarious conditions, facing severe food insecurity and only 18% of IDPs have access to income-generating activities. In the last three months, there have been no food distributions in any of the assessed collines.

Malaria is the most common health issue in all surveyed collines and in 60% of the collines, IDPs walk between 30 minutes and one hour to reach the health center.

Although schools are accessible to displaced children only 9% of school-aged girls attend school in 95% of the surveyed collines in the Muhuta commune.

In 56% of collines, there are water quality complaints due to the presence of residue. There are no lockable doors on the latrines in the surveyed collines of Bugarama, Burambi, Buyengero and Muhuta communes.

Wood collection represents a danger for displaced women in 65% of the surveyed collines. Gender-based violence (GBV) focal points are not available in 95% of the surveyed collines and there is a lack of specialized GBV services in all surveyed collines.



REASONS FOR DISPLACEMENT



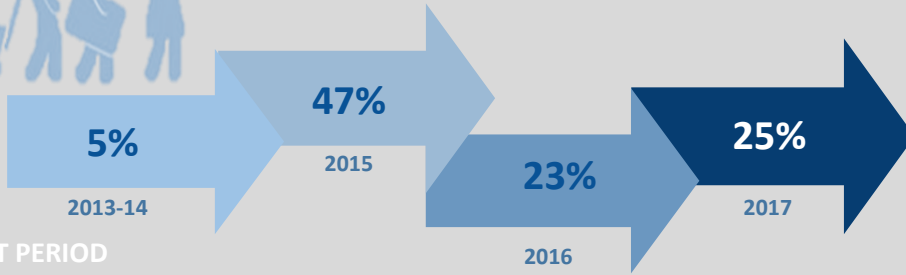
ACCOMODATION TYPES



PROVINCES OF ORIGIN



8 of 10 IDPs suffer from food insecurity



Bujumbura Rural

13,219 IDPs
2,634 households

In more than 56% of the surveyed collines, the IDPs identified in the province are displaced because their houses have been damaged by torrential rains, strong winds or landslides. In 44% of the surveyed collines, IDPs prefer local integration as a permanent solution, notably in the Kabezi, Kanyosha and Mutambu communes. In terms of shelter needs, there are issues with property security in 69% of surveyed collines.



Although IDPs are facing severe food insecurity in 79% of surveyed collines, there have been no food distributions in 69% of the collines during the last three months. The most recent distribution was completed by the World Food Programme in the Kanyosha (Kabumba, Mboza and Mbizi collines), Isare (Benga colline) and Mutambu (Burimal colline) communes.

Access to health services is an issue especially in the Kanyosha commune where in 51% of surveyed collines IDPs have to walk between 30 minutes and 1 hour to reach a health center.

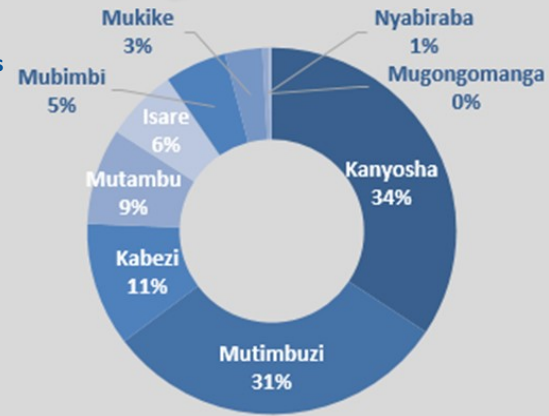


In 85% of surveyed collines, women over 17 years old are responsible for water collection but this activity is reported to be dangerous for them in all surveyed collines in the Kabezi commune. There are no lockable doors on the latrines in any of the assessed collines.



Gender based violence victims face problems accessing specialized services in more than 90% of surveyed collines.

3% decrease in IDPs



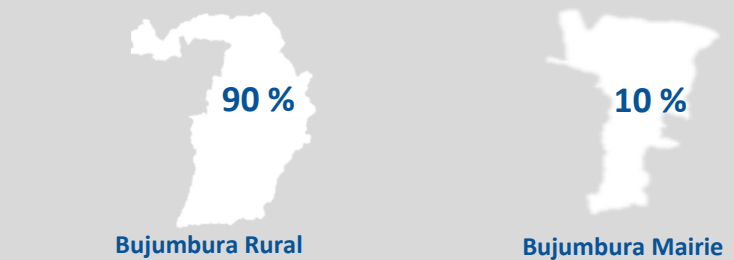
REASONS FOR DISPLACEMENT



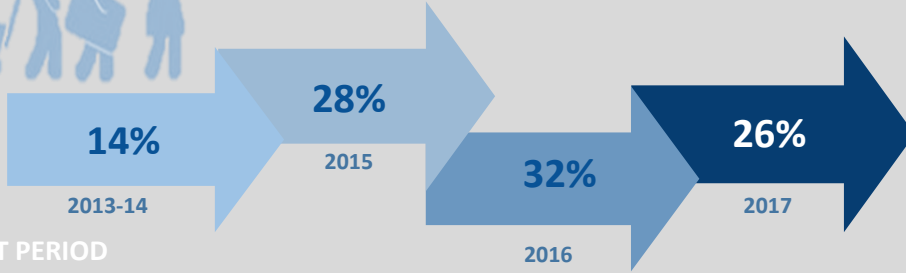
ACCOMODATION TYPES



PROVINCES OF ORIGIN



8 of 10 IDPs
suffer from food insecurity



DISPLACEMENT PERIOD

The ease of passage from Tanzania led to the arrival of more than 500 IDPs from June to July 2017 particularly in the communes of Mishiha, Kigamba and Cankuzo. The IDPs in this province are mostly displaced due to natural disasters (87%). 52% of IDPs live in empty houses and other shelters such as self-constructed huts.

2016 saw the arrival of most IDPs (4,099), during the drought period in the Kirundo province.

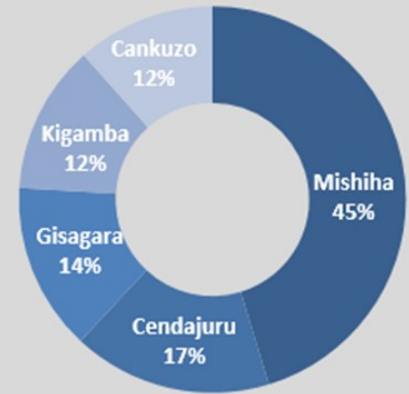
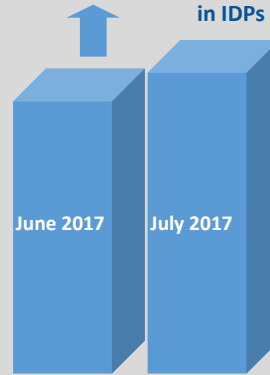


Phenomena causing recent displacement of IDPs in this province include drought (414 IDPs), wild fires (112 IDPs), violent winds (23 IDPs), and insecurity (21 IDPs). IDPs displaced by drought were mostly identified in the Mishiha (228 IDPs) and Cankuzo (85 IDPs) communes and the majority originate from the Kirundo province.

New displacement caused by wild fires in Kigamba (75 IDPs) and Cendajuru (25 IDPs) was provoked by the population burning surrounding bushes in search of cattle pasture and the presence of straw houses which are highly flammable.

The priority needs of IDPs are food and shelter. 63% of the 18 collines surveyed indicate that IDPs eat one meal a day. No food distributions have taken place in the last three months in any of the surveyed collines.


5% increase in IDPs



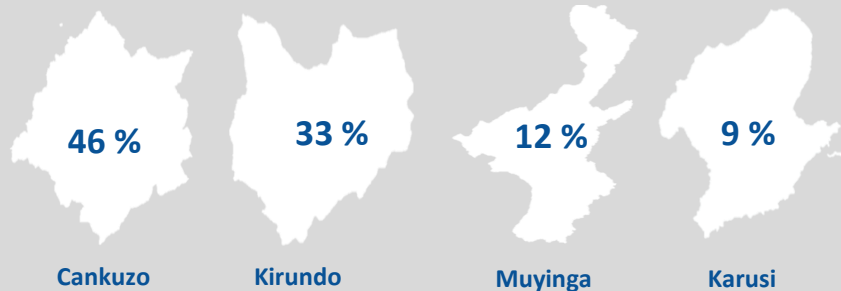
REASONS FOR DISPLACEMENT




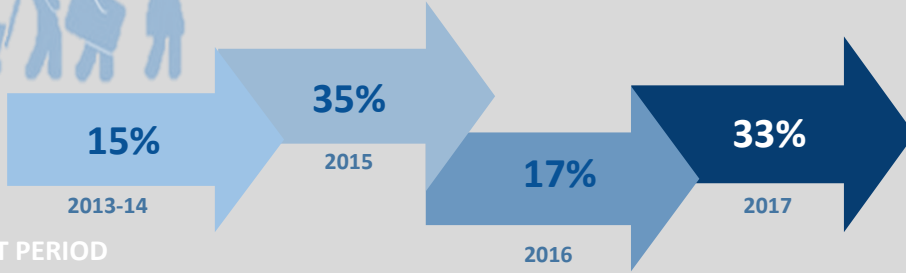
ACCOMODATION TYPES



PROVINCES OF ORIGIN



6 of 10 IDPs suffer from food insecurity



DISPLACEMENT PERIOD

The majority of IDPs in the Bururi province originate largely from Bururi, Gitega and Bujumbura Rural. March 2017 saw the arrival of several IDPs. Of the 4,268 IDPs who arrived during this period, 70% are in the Mugamba commune which hosts the largest number of IDPs (33%).

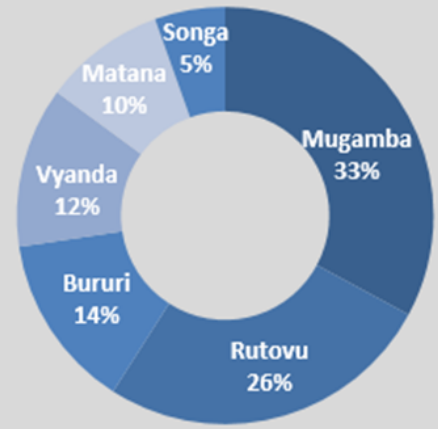
In 88% of collines, displaced children walk 30 minutes to 1 hour to reach school. Few schools are accessible to IDP children in the Rutovu (29% of collines) and Vyanda (67% of collines) communes.

For 64% of assessed collines, access to water is constrained as the main source of drinking water is 15 to 30 minutes walk away.

Food security in IDP households is not assured as 69% of IDPs report that they eat only once a day. Food insecurity is especially pronounced in the Vyanda and Rutovu communes.

In terms of shelter, the most recent problem reported by IDPs is the physical security of assets. The main needs in the collines where IDPs live are kitchen utensils (88% surveyed collines). The few cases of displacement due to recent events are largely linked to natural disasters (mainly wild fires) and security in the commune of Matana.

0% change



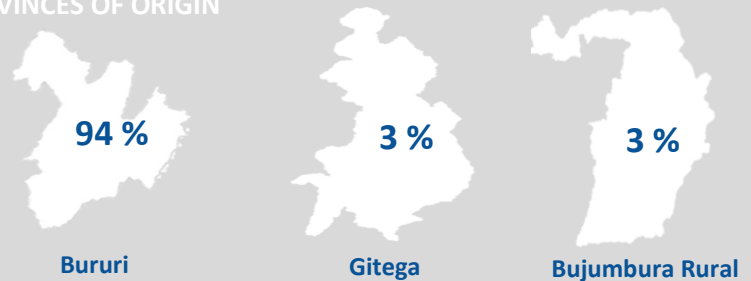
REASONS FOR DISPLACEMENT



ACCOMODATION TYPES



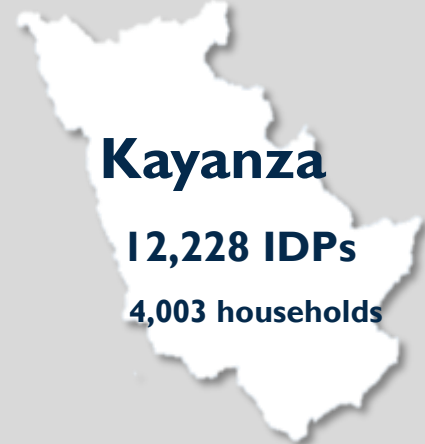
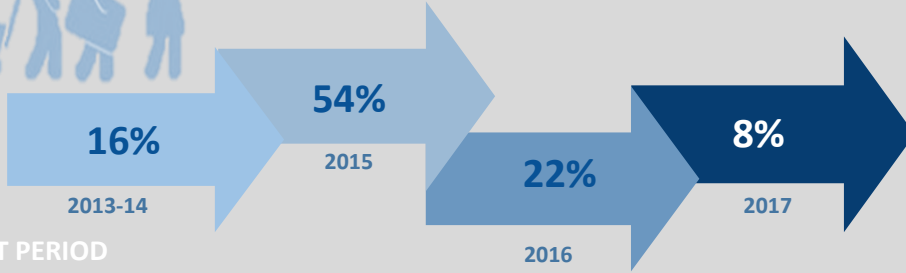
PROVINCES OF ORIGIN



7 of 10 IDPs suffer from food insecurity



DISPLACEMENT PERIOD



The Kayanza and Gatara communes have the large concentrations of IDPs (23% of the total IDPs in the province are hosted in each of these communes). In this province, rainwater infiltrates and loosens the ground, leaving cracks that later turn into landslides. Landslides destroyed or damaged homes in Nteko, Bi-hunge and Kinyovu collines in Matongo commune, displacing individuals to other areas.



Landslides destroyed homes in Kivumu and Kabuye collines in the Matongo commune, displacing nine IDPs in June 2017. These IDPs have settled in the same collines and built straw huts for shelter. They have not received any assistance to date.



The proximity of the Kayanza province to the Rwandan border is one of the major factors driving displacement to the province as populations fear insecurity caused by the socio-political situation.

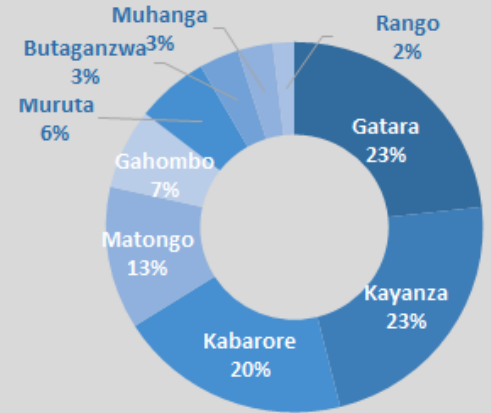
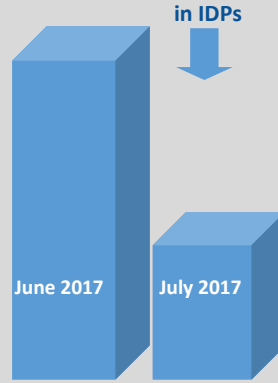
IDPs in the province live in precarious conditions, as more than 60% eat only one meal per day. Pregnant women and children are the most affected by malnutrition.



In 69% of collines, displaced children walk between 30 minutes and one hour to reach school and displaced children in more than 90% do not have sufficient school materials.




62% decrease in IDPs



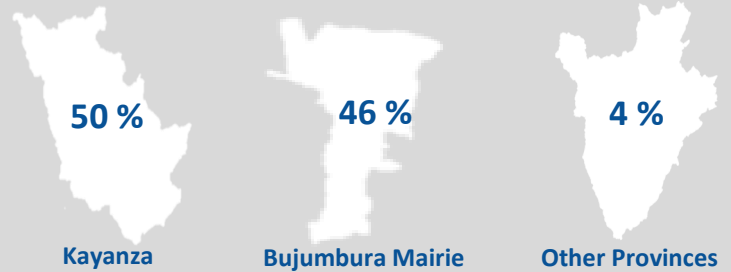
REASONS FOR DISPLACEMENT



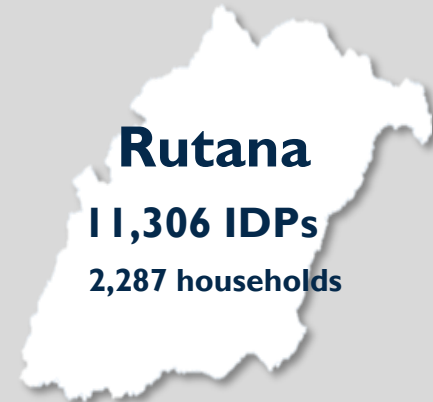
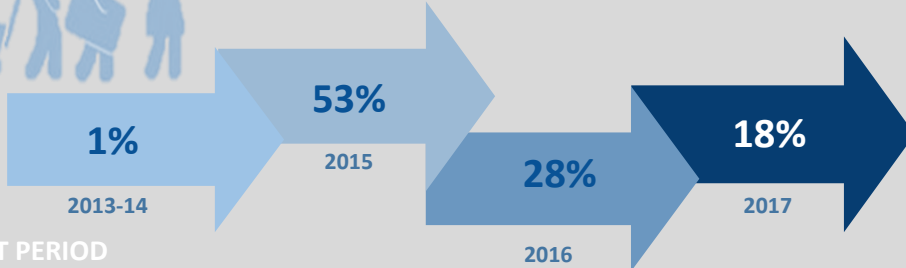
ACCOMODATION TYPES



PROVINCES OF ORIGIN



6 of 10 IDPs suffer from food insecurity



DISPLACEMENT PERIOD



48% of surveyed collines hosting IDPs report that displaced children of school age (6 and 17 years old) walk between 30 minutes to an hour to reach school. In the Bukemba commune this situation is improved as all surveyed collines hosting IDPs report that the walk to school is less than thirty minutes.

Regarding access to drinking water, 61% of surveyed collines report that IDPs walk between 15 and 30 minutes to reach the source. 39% of surveyed collines report that IDPs walk between 30 minutes to 1 hour.



Malaria is the main health problem reported for the majority of IDPs in all collines. This disease is the main cause of death in the province and affects all age groups of the population.

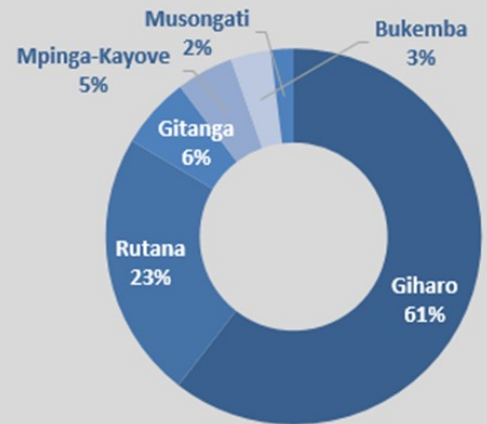


Food security in IDPs households in the Rutana province is not assured as 44% of IDPs eat once per day. This situation is particularly disturbing in the commune of Giharo, which hosts several IDPs in the province. In this commune, 51% of collines hosting IDPs eat only one meal per day.

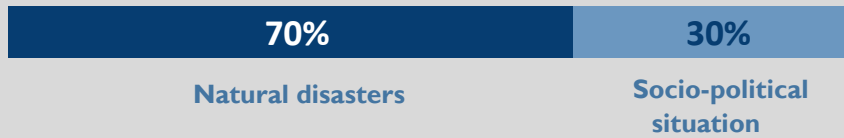


Currently, the main provider of assistance to IDPs in the province of Rutana is the DGD Emergency program implemented by the Burundi Red Cross in all communes.

1% decrease



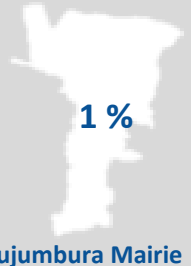
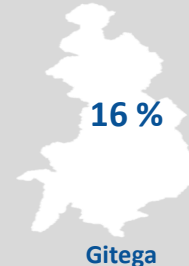
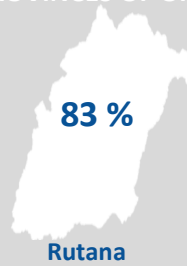
REASONS FOR DISPLACEMENT



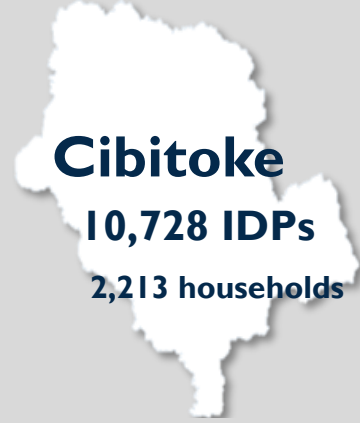
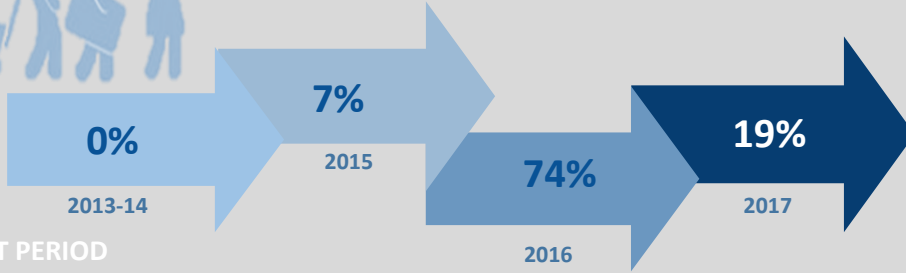
ACCOMODATION TYPES



PROVINCES OF ORIGIN



4 of 10 IDPs
suffer from food insecurity



DISPLACEMENT PERIOD

Of the 10,728 internally displaced persons (IDPs) identified in the province, 10,413 are displaced due to natural disasters, most of them during 2016 (7,965 IDPs). Most of the damage in this province has been caused by torrential rains especially in the Bukinanyana, Mugina, Murwi and Rugombo communes. The destruction to houses has pushed people to leave their homes in the Kajerama and Mushanga collines (Murwi commune) and in the Mugina and Nyempundu collines (Mugina commune). 199 IDP houses have been identified with destroyed roofs and 388 houses are completely destroyed in the surveyed collines.



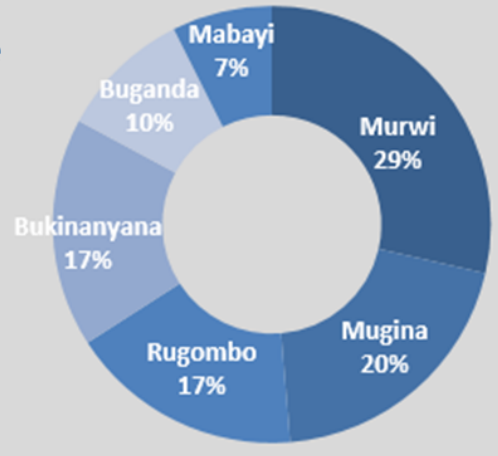
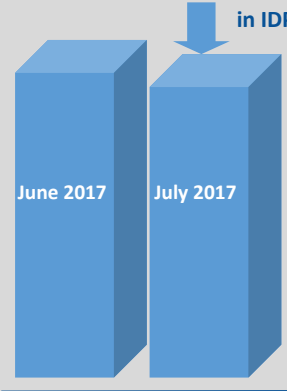
Malaria is the most common health problem and malnutrition is also rampant. There have been no food distributions during the last three months.

67% of the surveyed collines report that most of the IDPs intend to return to their communities of origin.

Schools are accessible to displaced children in 97% of the surveyed collines and walking time to school is between 30 minutes and 1 hour in 75% of the surveyed collines.

Specialized GBV services are not available in 92% of the surveyed collines.

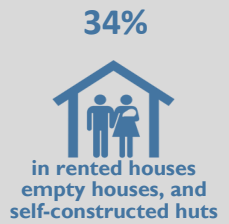
2% decrease in IDPs



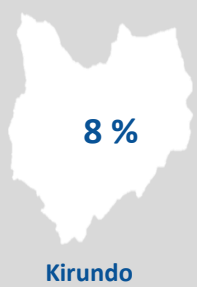
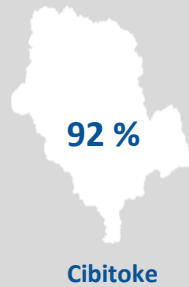
REASONS FOR DISPLACEMENT



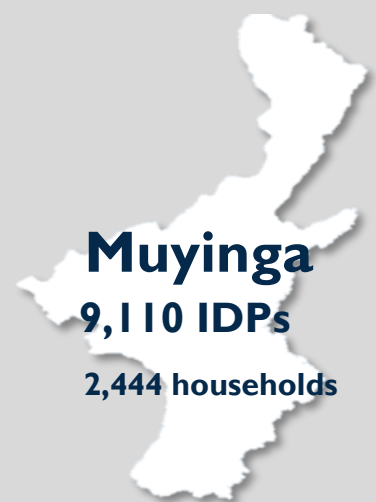
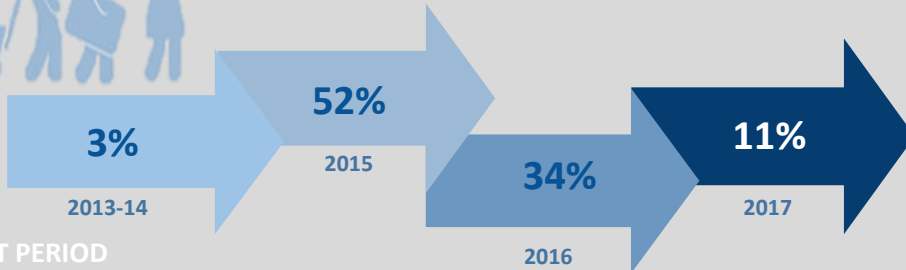
ACCOMODATION TYPES



PROVINCES OF ORIGIN



7 of 10 IDPs suffer from food insecurity



Muyinga
9,110 IDPs
2,444 households

DISPLACEMENT PERIOD

Departures from this province to Cankuzo and Tanzania have resulted in a decrease of more than 250 IDPs from June to July. The commune of Giteranyi that hosts the highest number of IDPs (54%) has experienced 419 departures of IDPs in search of better economic opportunities.

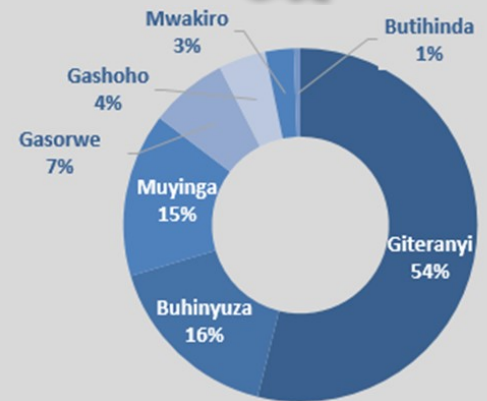
Most IDPs (78%) hosted in the Muyinga province are displaced due to drought and originate from Kirundo (59%). More than one third of IDPs (3,776) arrived from the province of Kirundo in May to December 2015. This massive displacement is the result of drought conditions suffered in the Kirundo province from July to August 2015.



The priority needs of these IDPs are food and shelter. 76% of the 13 collines surveyed in the province indicate that the IDPs eat once a day. 99% of IDPs live in host families (53%) and in rented houses (46%). 85% of the shelters in the surveyed collines do not have physical protection against severe weather.

42 IDPs displaced in the last month arrived in the Giteranyi commune from Kirundo and are displaced due to drought. Daily work is difficult to find and these IDPs have not received assistance with the exception of a small quantity of food distributed by Burundi Red Cross volunteers in the Giteranyi colline in July 2017.

3% decrease



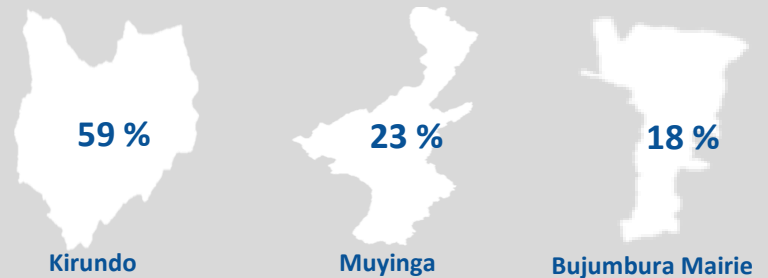
REASONS FOR DISPLACEMENT



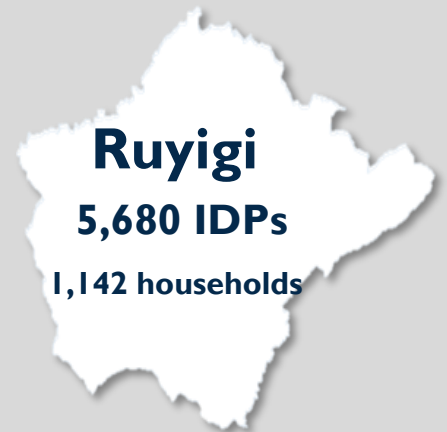
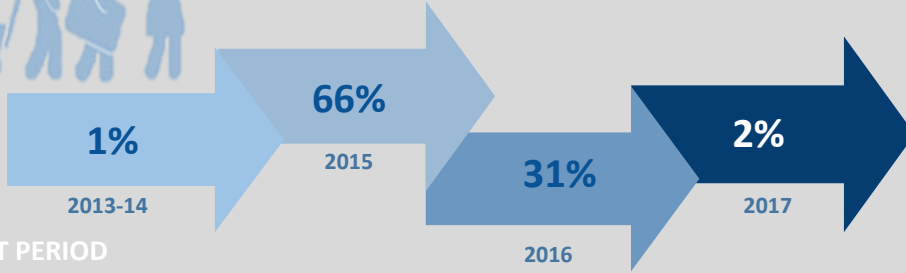
ACCOMODATION TYPES



PROVINCES OF ORIGIN



8 of 10 IDPs
suffer from food insecurity



DISPLACEMENT PERIOD

IDPs displaced between January and April 2015 represent 34% of all IDPs in the province of Ruyigi. At the provincial level, 87% of IDPs are located in the Ruyigi, Nyabitsinda and Kinyinya communes.

Food security in IDP households in the Ruyigi province is not assured, as only 13% of surveyed collines report that IDPs eat 3 times per day. Food insecurity is most pronounced in the commune of Nyabitsinda where 75% of IDPs eat only one meal per day.



77% of surveyed collines report that the walking time for IDPs to school is between 30 minutes and 1 hour, unlike the IDP children in the Gisuru commune for whom the school is less than 30 minutes when walking.



To reach the main source of drinking water, 62% of surveyed collines report that IDPs walk between 15 and 30 minutes. This is particularly remarkable in the commune of Ruyigi (46%).

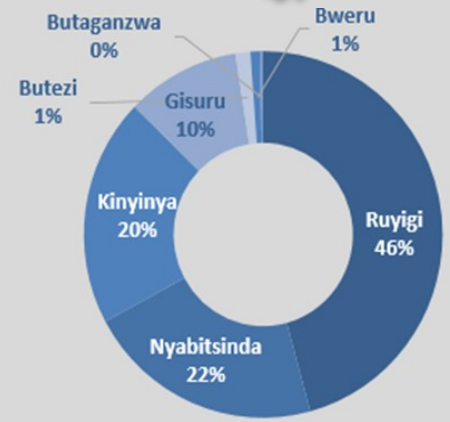


Recent problems reported in terms of shelter are mainly security of persons and goods in the Gisuru and Kinyinya communes.



The most commonly reported disease among IDPs in the province is malaria. The most affected communes are those of Nyabitsinda, Kinyinya and Gisuru where the disease is the major cause of death and affects all population groups.

3% decrease



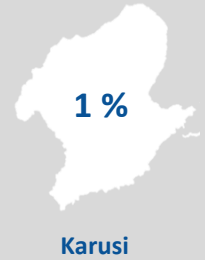
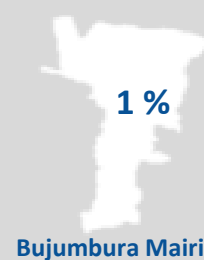
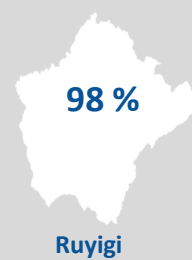
REASONS FOR DISPLACEMENT



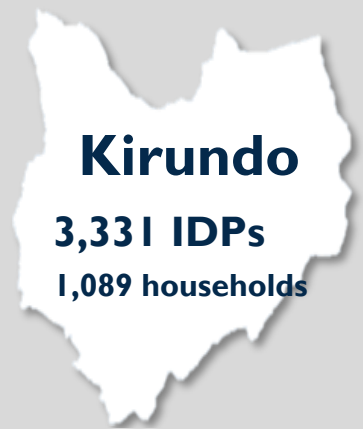
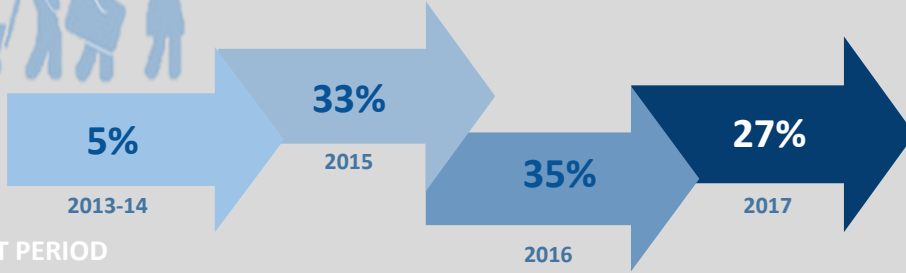
ACCOMODATION TYPES



PROVINCES OF ORIGIN



4 of 10 IDPs suffer from food insecurity



DISPLACEMENT PERIOD

Since 2015, this province has faced a large number of departures towards other provinces such as Canzuzo and Muyinga in search of better economic opportunities especially in the Busoni and Bugabira communes. 92% of IDPs have been displaced after April 2015 due to drought conditions which began in the province at this time.

Primary needs of IDPs in this province are food, shelter and drinking water.

In the commune of Busoni (Marembo colline), 85% of IDPs eat one meal per day.

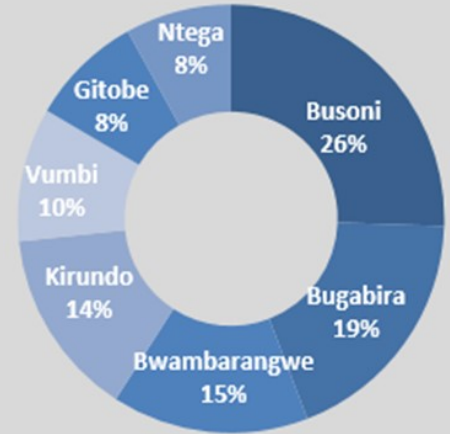
More than one half of IDPs (58%) live in rented houses. Shelter is also a challenge as security of persons and goods are among recent problems reported.

70 IDPs have been recently displaced by drought conditions. Presently without shelter, they have left their houses in search of food. The most affected commune by this phenomenon is the commune of Bugabira.

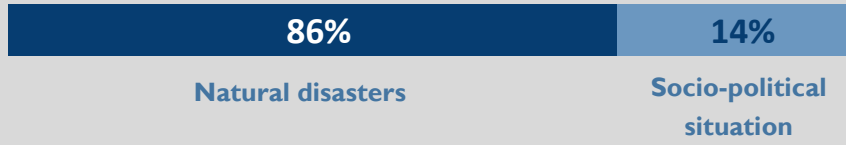
Apart from hunger, IDPs in this commune have difficulties finding drinking water and their principal water is the lake.

In the Marembo colline (Busoni commune), none of the displaced school-aged boys and girls attend school.

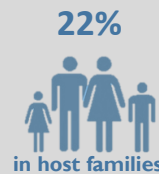
0% change



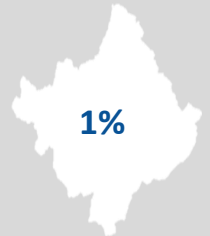
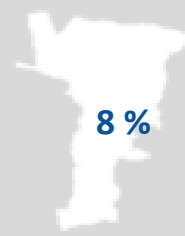
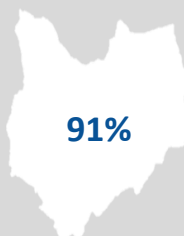
REASONS FOR DISPLACEMENT



ACCOMODATION TYPES



PROVINCES OF ORIGIN



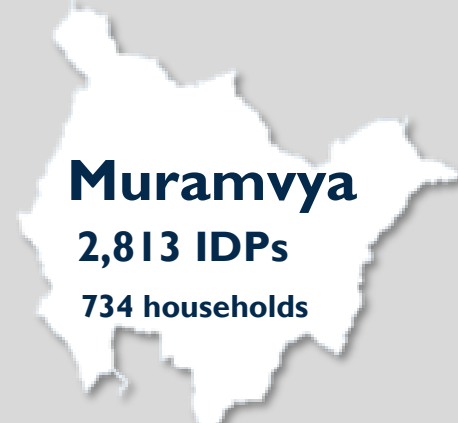
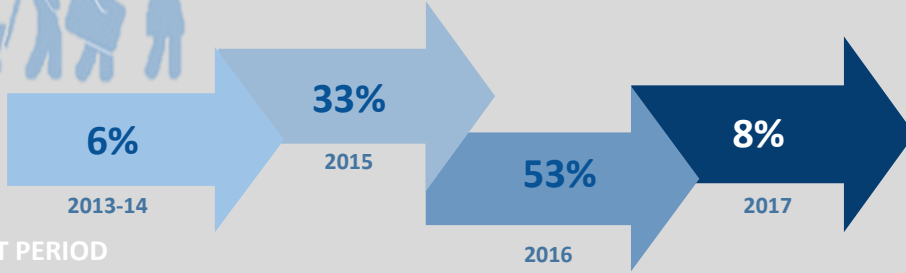
Kirundo

Bujumbura Mairie

Ngozi



9 of 10 IDPs suffer from food insecurity



DISPLACEMENT PERIOD

While the majority of displaced people in this province indicated their intention to return to their communities of origin, more than 1,400 people in this province have been displaced since 2016. Lack of food, the destruction of homes and lack of access are among the problems that prevent the displaced population from returning to their communities of origin.

Security problems in the Kiganda and Rutegama communes have caused displacement of more than 30 IDPs in the last month.



Malnutrition remains a significant issue for IDPs in Muramvya. The government is the main provider of health services but specialist GBV services are lacking in more than 50% of the surveyed collines.

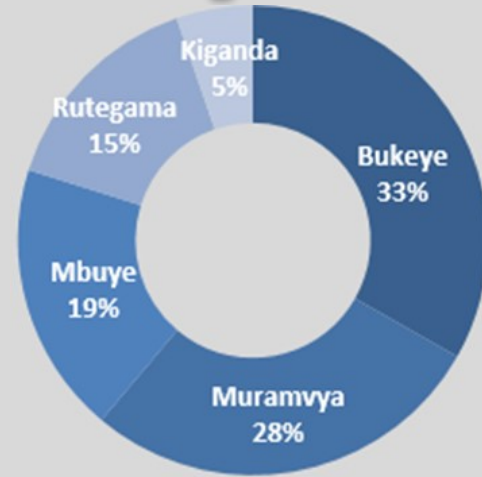
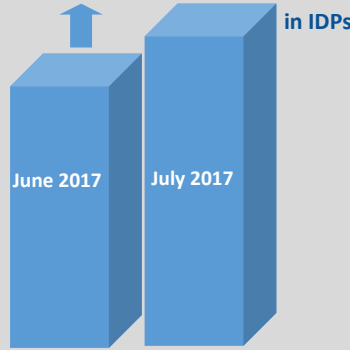


For the majority of surveyed collines, schools are accessible to displaced children and walking distance for IDP children to arrive at school is less than 30 minutes.

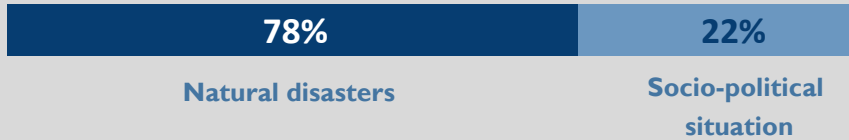


67% of surveyed collines report that kitchen utensils are the most needed non-food items.

21% increase in IDPs




REASONS FOR DISPLACEMENT




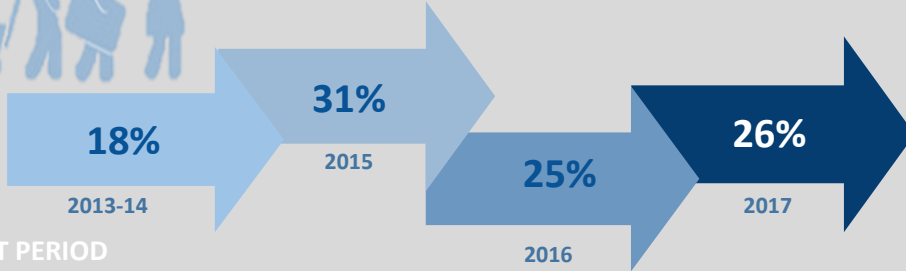
ACCOMODATION TYPES



PROVINCES OF ORIGIN



6 of 10 IDPs suffer from food insecurity



DISPLACEMENT PERIOD

Drought conditions observed from October 2016 to April 2017 in the Kirundo province were the main cause of displacement toward the Ngozi province at this time. A large portion of these IDPs are in limited capacity houses with host families (45%) or are living in extended family homes. Some children are separated to live in homes of different family members. Fearing the insecurity due to the socio-political situation in some collines, some IDPs prefer to settle in province towns.



Displaced persons in the Marangara commune are faced with food insecurity as 90% of IDPs eat one meal a day. Pregnant and breastfeeding women in this commune are most affected because they have no access to supplementary nutrition.

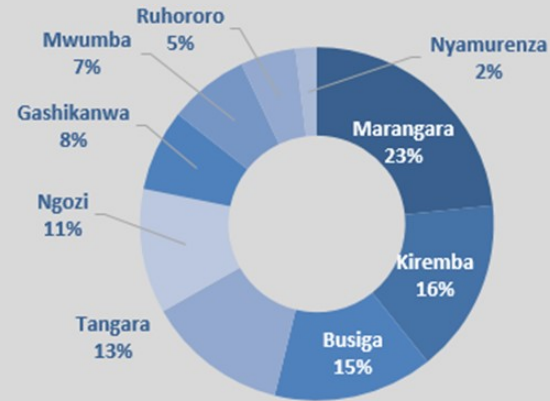
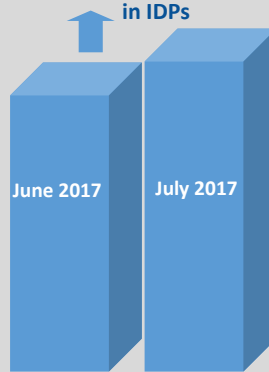


90% of the collines report that IDPs walk from 30 minutes to 1 hour to reach a health center. The most frequent disease in IDP communities is malaria. 95% of the collines report that displaced persons are not able to buy medicine within the colline.



The majority of displaced persons walk from 15 minutes to 30 minutes to reach the primary source of drinking water. Girls under the age of 18 and women are primarily responsible for water collection.

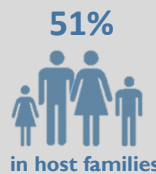
7% increase in IDPs



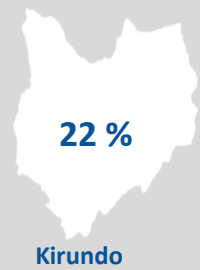
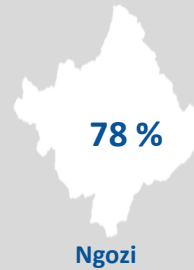
REASONS FOR DISPLACEMENT


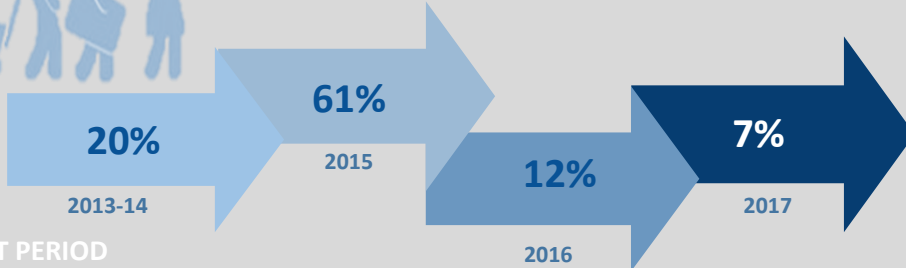


ACCOMODATION TYPES



PROVINCES OF ORIGIN





DISPLACEMENT PERIOD

The Mwaro province hosts 1,648 IDPs, of whom more than 1,257 are displaced due to the socio-political situation. The majority of the IDPs in the province were displaced in 2015 (1,283 IDPs) because of the insecurity due to the political situation prevailing in the country and especially in Bujumbura Mairie. Still fearing for their safety, some prefer not to be identified as IDPs.

The largest concentrations of displaced persons are in the Ndava (53%) and the Nyabihanga (25%) communes.

These internally displaced persons live in precarious conditions, especially those in host families, as these homes have limited accommodation capacities. Food items are generally available on the market but few IDPs have the financial resources to purchase them.

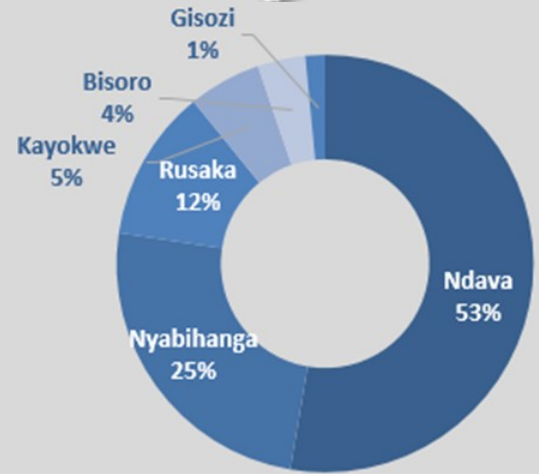


In case of illness, health care is inaccessible as many IDPs do not have health insurance cards.



Schools are generally accessible but children often abandon their studies due to lack of school materials.

5% increase in IDPs



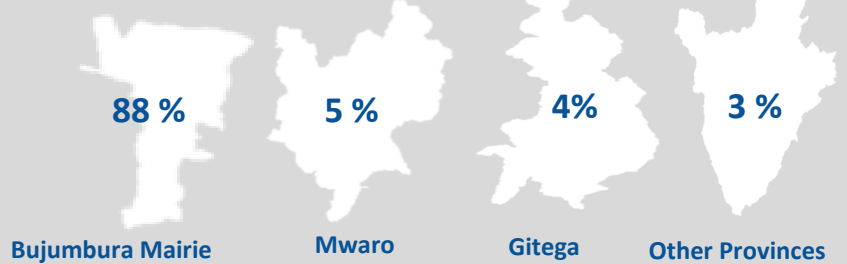
REASONS FOR DISPLACEMENT

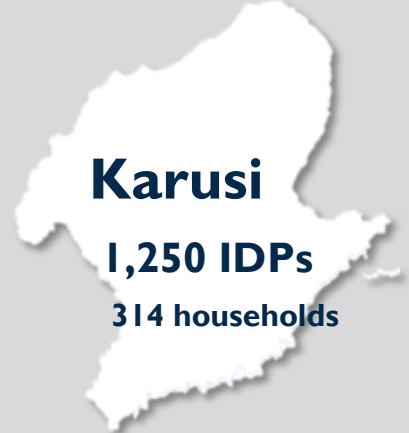
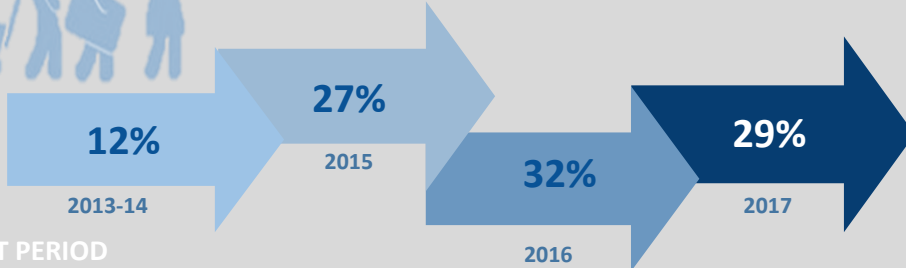


ACCOMODATION TYPES



PROVINCES OF ORIGIN





DISPLACEMENT PERIOD

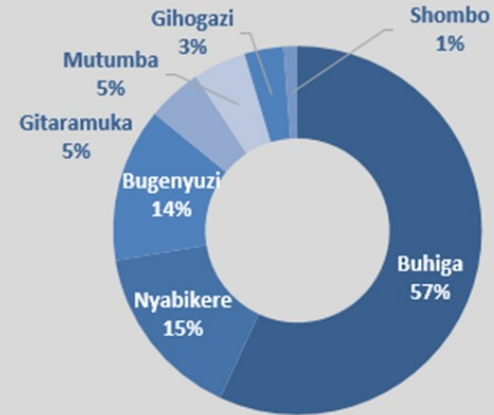
The Karusi province is among the provinces with very few identified IDPs. However there was an increase in the number of IDPs (585) from 665 IDPs in June to 1,250 in July 2017.

The majority of these IDPs arrived in 2016 (611 IDPs) and 2017 (535 IDPs). In these two years the province was affected by the violent winds and torrential rains that destroyed both homes and harvests. The communes of Bugenyuzi, Buhiga and Nyabikere were most affected.

IDPs in this province suffer from hunger due to the destruction of IDPs' harvests and lack of assistance. Only one commune (Mutumba) has reported the presence of an organisation providing food assistance to IDPs in July 2017. The most affected communes are the communes of Buhiga, Bugenyuzi, Nyabikere and Gihogazi.

21 individuals have recently arrived in the Gihogazi commune from Cibitoke due to drought conditions. Recent displacements have been observed in Gitaramuka where 9 individuals were displaced due to wild fires and 5 individuals due to violent winds. 5 individuals have been recently displaced in the Nyabikere commune, 4 of which were displaced due to insecurity and 1 due to wild fire.

88% increase



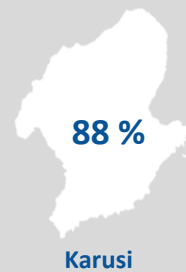
REASONS FOR DISPLACEMENT



ACCOMODATION TYPES



PROVINCES OF ORIGIN





DTM

IOM • OIM

THE UN MIGRATION AGENCY



CONTACT INFORMATION

IOM Burundi, DTMBurundi@iom.int, Tel: +257 75 40 04 48

Facebook: International Organization for Migration – Burundi

Twitter: [@IOM_Burundi](https://twitter.com/IOM_Burundi)



IOM • OIM

