



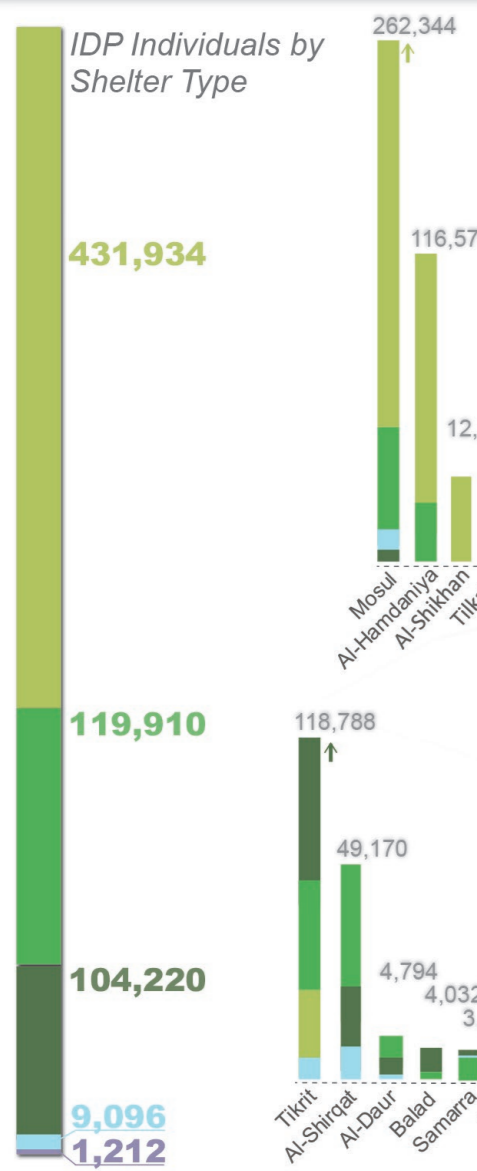
DISPLACEMENT TRACKING MATRIX

MOSUL CORRIDOR EMERGENCY DISPLACEMENT ANALYSIS TRACKING

The Emergency Tracking (ET) system tool is aimed at tracking sudden population displacements or return movements triggered by specific crises. The ET figures are not cumulative, rather they provide a snapshot of the population currently displaced on the indicated date. This dashboard merges three ET datasets: **1) Salah al-Din and Ninewa ET** covers the displacement caused by the military operations in Shirqat and Baiji districts (Salah al-Din governorate), and Qayara sub-district (Ninewa governorate) since mid-June 2016; **2) Hawija ET** covers the displacement due to the clashes in Hawija district (Kirkuk governorate) since August 2016; **3) Mosul Operations ET** covers the displacement caused by military operations since 17 October 2016. The dashboard includes also the displacement caused by the military operations in **Makhmur district** at the end of March 2016.

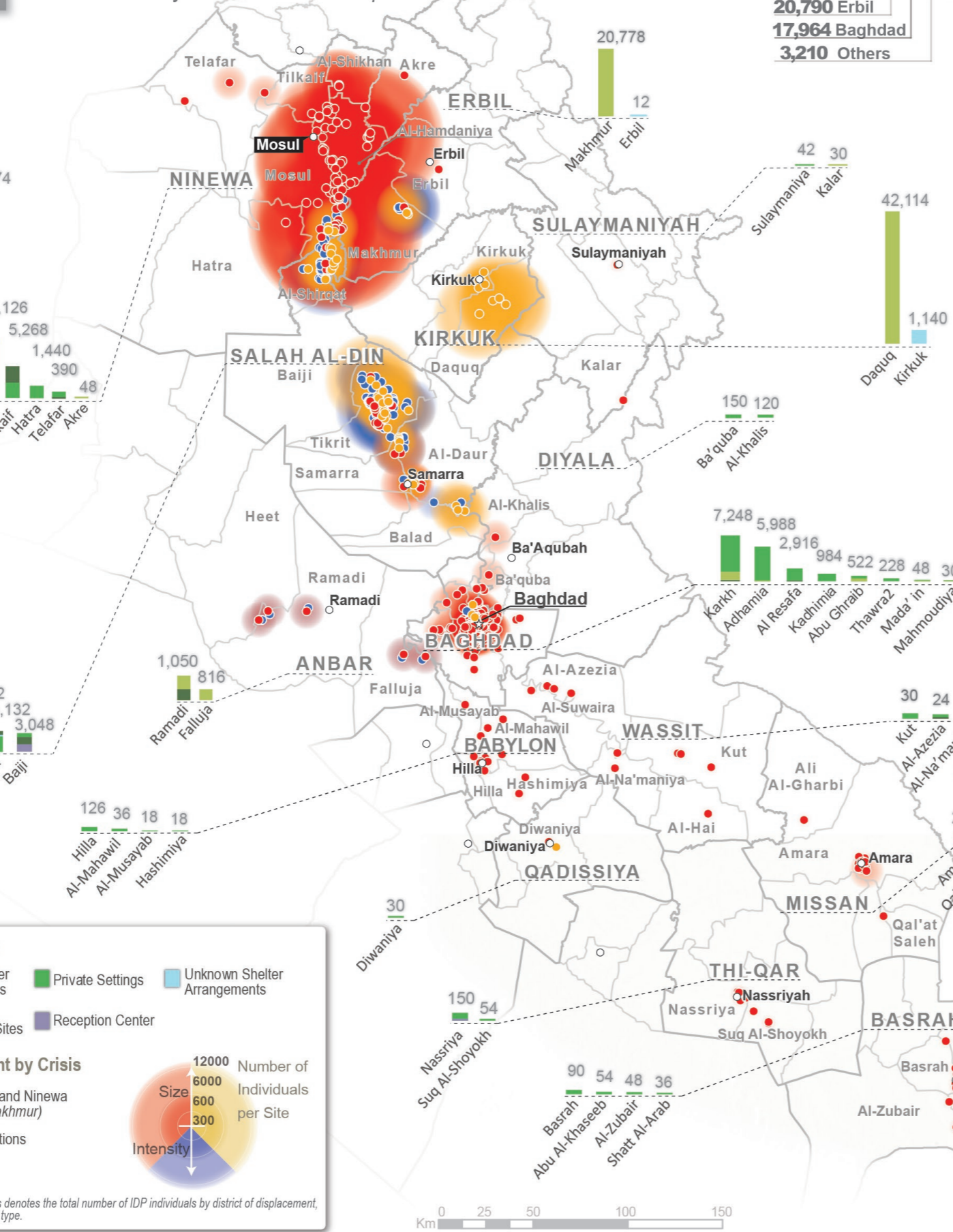
as of 19 JUNE 2017

111,062 IDP Families
666,372 Individuals¹



Ninewa 398,190 | **Salah al-Din 182,964** | **Kirkuk 43,254**

IDP Individuals by Governorate of Displacement



Shelter Type

- Critical Shelter Arrangements
- Private Settings
- Unknown Shelter Arrangements
- Camps/Emergency Sites
- Reception Center

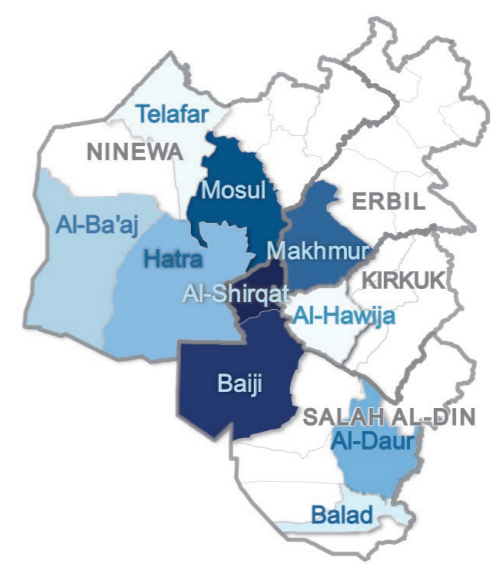
Displacement by Crisis

- Salah al-Din and Ninewa (including Makhmur)
- Mosul Operations
- Al-Hawija

Stacked column charts denotes the total number of IDP individuals by district of displacement, categorized by shelter type.

151,224 IDP individuals by District of Origin - Salah al-Din and Ninewa*

12	Al-Hawija
216	Telafar
258	Balad
666	Al-Ba'aj
1,380	Hatra
1,986	Al-Daur
8,220	Makhmur
10,848	Mosul
32,196	Baiji
95,442	Al-Shirqat



*Including Makhmur IDPs

417,438 IDP individuals by District of Origin - Mosul Operations

18	Sinjar
126	Baiji
288	Makhmur
1,860	Al-Hamdaniya
2,220	Telafar
9,540	Tilkaif
18,402	Hatra
29,502	Al-Ba'aj
355,482	Mosul



97,710 IDP individuals by District of Origin - Al-Hawija



¹Figures for number of individual IDPs have been calculated by multiplying the number of families by 6, the average size of an Iraqi family.