



(c) IOM2017. Living spaces inside evacuation center in Saguiaran Municipality

Pantar Municipality

Population Demographics*

216	0	20	17	55	30	79	7	
MALE	Age	<1	1-3	4-5	6-12	13-19	20-59	>59
247	0	18	20	60	38	82	21	
FEMALE								


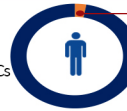
*Profiling is still ongoing. Age and sex disaggregated data for most of the sites is still incomplete. Some has only sex disaggregated data, and some has only total head count. Thus, actual head count of persons is different from the total disaggregated data.

Vulnerable Demographics

19	19	3	0	0	0	0	0
No. of Breastfeeding Mothers	No. of Pregnant Women	No. of Persons with Disabilities	No. of Single Headed HH	No. of Chronic Diseases	No. of Orphaned Children	No. of Psychosocial Cases	No. of Mental Disabilities

Types of Dwelling Breakdown

94%	3%	3%	0%	0%	0%
No. of Families in Halls w/out Privacy Partitions	No. of Families in Makeshift	No. of Families in Classrooms	No. of Families in Tents	No. of Families in Privacy Partitions	No. of Families in Bunkhouse/Single Detached Shelters



Gaps/Needs/Issues

as of 3 July 2017

Camp Management: Lack of trained camp managers.

EC Dwelling/ Facilities: No privacy partitions in dwelling spaces. Insufficient fuel (firewood) for cooking.

Food and NFI: Not all received cleaning kits.

WASH: No proper drainage system. Long queueing due to insufficient latrines and bathing cubicles. No regular garbage collection. No onsite water source.

Health: No health referral system posted onsite.

Education: Not all have returned to school due to lack of school supplies and facilities

Protection: No protection referral pathway information posted onsite. No protective facilities are available onsite.

Saguiaran Municipality

Population Demographics*

862	<1	1-3	4-5	6-12	13-19	20-59	>59
MALE	Age						
886	115	117	253	129	94	253	129
FEMALE							

*Profiling is still ongoing. Age and sex disaggregated data for most of the sites is still incomplete. Some has only sex disaggregated data, and some has only total head count. Thus, actual head count of persons is different from the total disaggregated data.

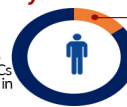
Vulnerable Demographics

102	35	23	11	1	0	0	0
No. of Breastfeeding Mothers	No. of Single Headed HH	No. of Pregnant Women	No. of Persons with Disabilities	No. of Orphaned Children	No. of Chronic Diseases	No. of Psychosocial Cases	No. of Mental Disabilities

Types of Dwelling Breakdown

97%	3%	0%	0%	0%	0%
No. of Families in Halls w/out Privacy Partitions	No. of Families in Makeshift	No. of Families in Classrooms	No. of Families in Tents	No. of Families in Privacy Partitions	No. of Families in Bunkhouse/Single Detached Shelters

*Only 2 of 8 ECs in Saguiaran surveyed thru DTM



Gaps/Needs/Issues

as of 3 July 2017

Camp Management: Lack of trained camp managers. No ECMT Visibility. No CCCM welfare desk in Covered Court EC.

EC Dwelling/Facilities: Lack of privacy partitions in dwelling spaces. There is electricity onsite but no light bulbs.

Food and NFI: No supplemental feeding for children and for lactating/pregnant women in 2 of the 8 ECs in Saguiaran. Not all IDPs received cleaning kits in 2 of ECs.

WASH: Long queueing due to insufficient water taps, latrines and bathing cubicles.

Health: No referral system posted onsite.

Education: No Temporary Learning Spaces and informal education activities conducted in 2 ECs surveyed.

Protection: No VAW-CP awareness sessions conducted, in 2 of the sites. No protection referral pathway information posted in the 2 sites surveyed.



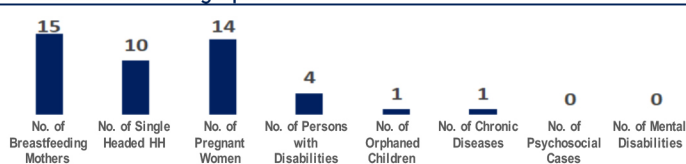
(c) IOM2017. Unsafe cooking site inside evacuation center in Pantao Ragat Municipality
Pantao Ragat Municipality

Population Demographics*

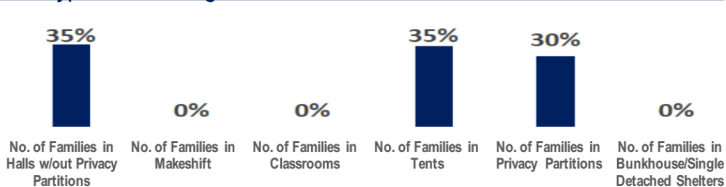
247 MALE Age	<1	1-3	4-5	6-12	13-19	20-59	>59
	16	75	28	97	70	179	23
254 FEMALE Age							

*Profiling is still ongoing. Age and sex disaggregated data for most of the sites is still incomplete. Some has only sex disaggregated data, and some has only total head count. Thus, actual head count of persons is different from the total disaggregated data.

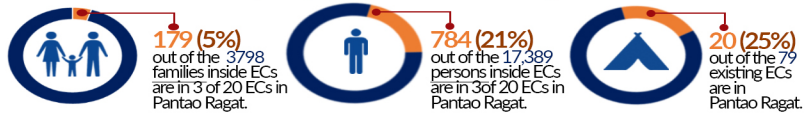
Vulnerable Demographics



Types of Dwelling Breakdown



*Only 3 of 20 ECs in Pantao Ragat surveyed thru DTM



Gaps/Needs/Issues

as of 3 July 2017

- Camp Management:** Lack of trained camp managers in 2 ECs. No IDP committees organized. No ECMT visibility. No welfare desks.
- EC Dwelling/Facilities:** Lack of privacy partitions in dwelling spaces. No safe cooking counters. Need additional cooking counters.
- Food and NFI:** No supplemental feeding for children and for lactating/pregnant women. No malnutrition screening conducted. Need other hygiene, (diapers, sleepers, clothing) family, and cleaning (walls, timba, tabo) kits.
- WASH:** No adequate drinking water in 2 ECs and no safe drinking water. Insufficient water taps, latrines and bathing cubicles. Need water containers.
- Health:** No referral system posted onsite. and no MHPPS conducted to the IDPs in 2 ECs. No health providers on standby.
- Education:** No temporary learning spaces and informal education activities conducted in 3 ECs surveyed. All of the students are not able to continue their studies.
- Protection:** No VAW-CP awareness sessions conducted, in 3 of the sites. No protection referral pathway information posted in the 3 sites surveyed. No monitoring and reporting of GBV and child protection. No protective SVCS/Facilities in 3 ECs surveyed.
- Livelihood:** No sources of livelihood. Cash for work, need food assistance.



IOM Staff together with the CMs on the status of ECs in Pantao Ragat Municipality




Packages for distribution in one of the ECs in Pantao Ragat Municipality



Unsafe cooking site inside evacuation centers in Pantao Ragat



Additional cooking counters are needed as well as safe cooking site inside the evacuation centers.



No roofed laundry area inside the evacuation centers.



Insufficient water taps and water source in the evacuation centers.