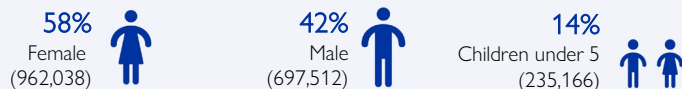

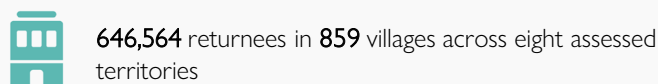
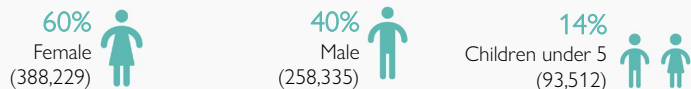


The DTM has identified **1,659,550** IDP individuals as of 12 February 2024 and an estimated returnee population of **646,564** individuals.

Key displacement data



Key data on returns



CONTEXT

Since 2022, the eastern region of the Democratic Republic of Congo (DRC), in particular North Kivu, has been gripped by a devastating conflict that has intensified and become increasingly complex over time, with the potential to reach unprecedented levels in the province.

This crisis is characterised by an abundance of armed actors in the conflict, a large-scale displacement and an increasing number of population in need of humanitarian aid. The ongoing conflict between the M23 rebel group and the *Forces Armées de la République démocratique du Congo* (FARDC) and their allies has been a major source of violence and instability in the region.

The start of the deployment of the *Southern African Development Community* (SADC) regional force has been announced for 28 December 2023. This initiative comes as a response to renewed fighting between the FARDC and its allies on the one hand, and the M23 group on the other.

The period from 28 January to 12 February 2024 was particularly marked by an expansion of hostilities in the territories of Masisi, Rutshuru and Nyiragongo. The most affected areas identified are located in Masisi (the Bashali and Bahunde *chefferies*), the Bukombo *groupement* in Rutshuru and the Buhumba and Kibumba *groupement* in Nyiragongo.

Heavy artillery projectiles caused human (civilian) and material damage in the towns of Sake and Mweso in Masisi territory and in the Mugunga and Lac Vert neighbourhoods of the city of Goma. The host communities, returnees and displaced persons who had already settled in the sites and collective centres of Shasha, Kirotshe, Bweremana and the surrounding area in Masisi territory and those of Katsiru in Rutshuru territory have moved to safer locations. Displacement sites, host families and collective centres continue to receive large numbers of displaced populations and as such, despite interventions by humanitarian actors, most sites are unable to meet the need for accommodation.

Since the beginning of the crisis, IOM, through its Displacement Tracking Matrix (DTM), has continued conducting a series of rapid assessments, including emergency monitoring (EET/ERM), crisis analysis and registration with the aim of responding to immediate information needs in order to understand displacement dynamics.

This report presents the results of assessments carried out in the various displacement and return areas between 28 January and 12 February 2024.

DISPLACEMENT

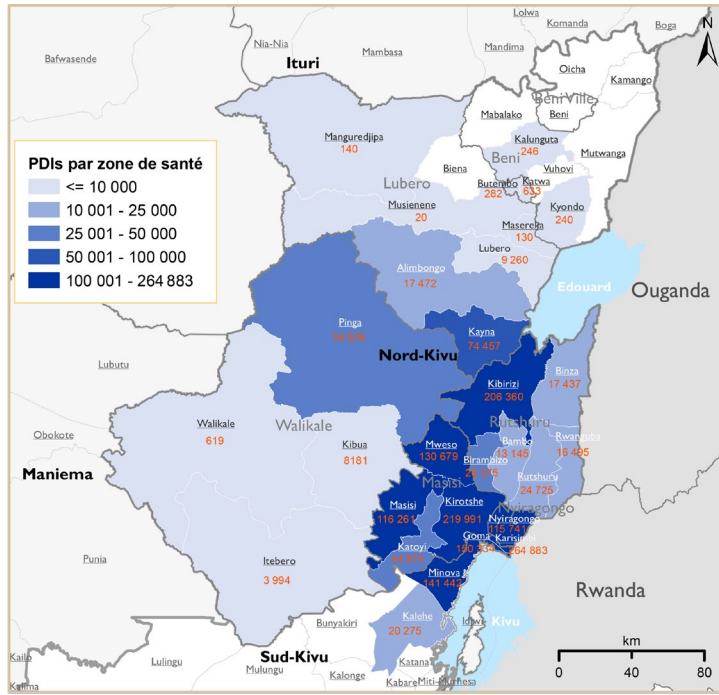
The displacement data collected in this thirteenth crisis analysis shows a further increase in the number of people displaced by the M23 crisis compared with the previous publication (please see [here](#)). The number of internally displaced persons increased from 1,473,128 to 1,659,550 (as of 12 February 2024) and increase of 13 per cent (please see the current dataset [here](#)), caused by multiple clashes between the FARDC and its allies and the M23 in the territories of Masisi, Rutshuru and Nyiragongo. Although the majority of IDPs are residing in host communities, displacement sites continue to host a significant proportion (46%) of displaced people. While some of these sites offer temporary shelter and basic assistance, most are not always able to respond adequately to the needs of the displaced population. Sites are often overcrowded and struggle to provide basic services such as security, drinking water, food and sanitation, exacerbating the difficulties faced by displaced people. As a result, the vulnerability of displaced people has increased, particularly for those already facing difficult living conditions.

Types of Location	Households	Individuals	Male	Female
Host Community	172,640	893,289	380,857	512,432
Sites outside the CCCM	61,106	293,030	119,690	173,340
Sites under the CCCM	111,896	473,231	196,965	276,266
Total	345,642	1,659,550	697,512	962,038

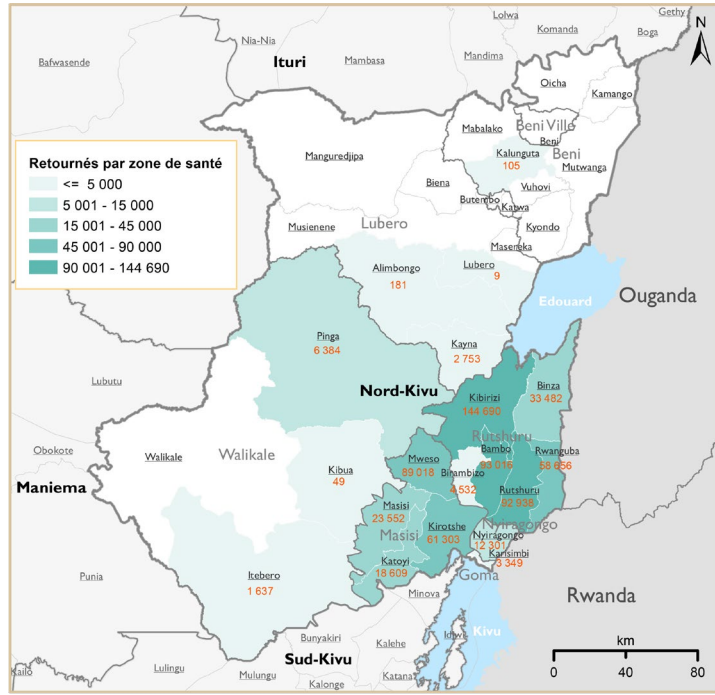
Between 2 and 8 February 2024, violent fighting between the FARDC and its allies against the M23 group in the Mupfuni-Shanga *groupement* on the Sake-Minova axis, caused population displacements towards Sake and the town of Goma in North Kivu province and towards the Buzi and Mbinga-Nord *groupements* in the Kalehe territory of South Kivu province. From 7 to 8 February 2024, clashes between the FARDC and its allies against the M23 group in the Kamoronza *groupement* on the Sake-Kirolirwe axis, provoked preventive displacements of the population towards Mubambiro, Nzulo and the town of Goma.

The resumption of clashes on 8 February 2024 between the FARDC and its allies against the M23 group in the Buhumba and Kibumba *groupements* on the Goma-Kibumba axis in Nyiragongo territory led to the displacement of the population to IDP sites and host families in the town of Goma and Nyiragongo territory. On 10 February 2024, violent fighting pitted the FARDC and its allies against the M23 group was reported in the Bukombo *groupement* in Rutshuru territory, causing the displacement of the population towards the Mutanda, Kihondo, Tongo and Kanyaboyonga *groupements*.

MAP - DISPLACEMENT



MAP - RETURN



RETURN OF AFFECTED POPULATION

The results of the M23 crisis-related displacement assessments carried out between the period from 28 January and 12 February 2024 identified a total of 646,564 returnees from 133,162 households. The tendency of return has not changed significantly compared with the number recorded during the previous assessment. The expansion of hostilities during the period from 28 January to 12 February 2024 did not encourage the return of displaced persons in the territories of Masisi, Rutshuru and Nyiragongo.

PERCEPTION OF PRIORITY NEEDS

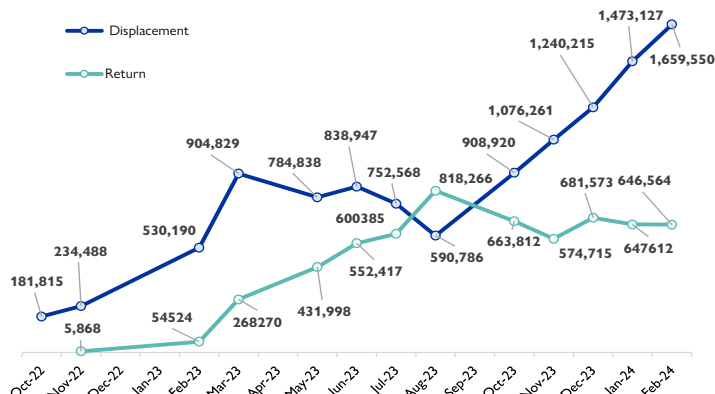
Access to essential resources such as food, shelter and healthcare are the main needs reported and are often limited or non-existent in areas where displaced populations seek refuge. The basic needs of vulnerable populations are generally not met, making it difficult for them and the affected communities to survive.



DEMOGRAPHICS

Men and women make up 42 and 58 per cent, respectively of the displaced population assessed in 859 villages. Displaced children aged between 0 and 5 account for around 14 per cent. The average size of displaced households assessed is 4.8 individuals. Male and female returnees make up 40 and 60 per cent, respectively, of the returnee population. Children aged between 0 and 5 account for around 14 per cent.

Changes in the displaced and returnee population (individuals) since the beginning of the crisis



ACCESSIBILITY

Since the M23 group took over the town of Shasha on 3 February 2024, traffic on the road connecting the town of Goma to Bukavu has been paralysed. This is the fourth food supply road in Goma to be cut by the M23 group, after the Goma-Rutshuru axis, the Sake-Kitshanga-Mweso axis and the Sake-Masisi centre axis. The blockage of the main roads could have major consequences for access to basic necessities for vulnerable populations in need and could also have an impact on food prices in the city of Goma and the surrounding area.

Demographic composition

