

Border Crossing Points points monitored along the border between Dominican Republic and Haiti © IOM 2015

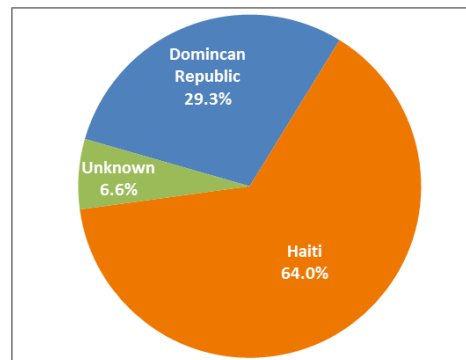
Overview

This document represents a summary snapshot of border monitoring activities conducted by IOM and his border monitoring partners at the border between Haiti and the Dominican Republic. The monitoring was put in place following the movements observed at the border after the 17 June 2015 expiration of the registration component of the National Plan for the Regularization of Foreigners (PNRE in Spanish), established in the Dominican Republic.

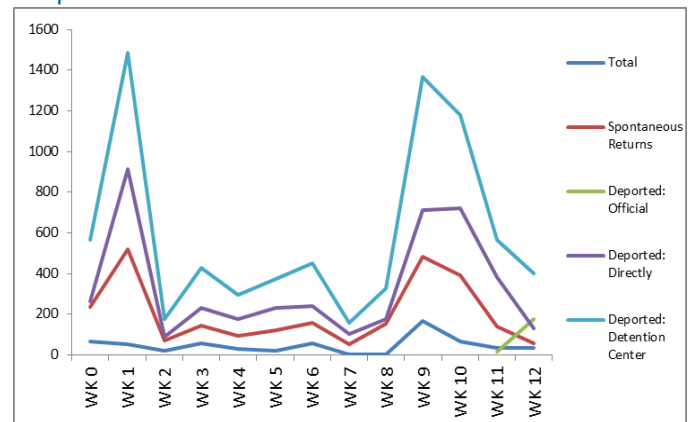
CUMMULATIVE HIGHLIGHTS

- **2,740 households** representing **7,785 individuals** crossed the border into Haitian territory
- **47.3%** were female while **52.4%** were male and **0.3%** of the records had no data on gender
- **33 presumed unaccompanied minors** were identified
- **352 households** declared having been registered in the **PNRE** which corresponds to **859 individuals**
- **4,396 individuals** have declared having returned spontaneously to Haiti
- **3,129 individuals** claimed to have been deported
- **Official Deportations** have begun on the **15th of August** with a report **191 individuals** being **deported** in the two official border crossing points of **Ouanaminthe** and **Malpasse**.

Graph 1: Breakdown by Place of Birth



Graph 2: Movement Trends observed overtime¹



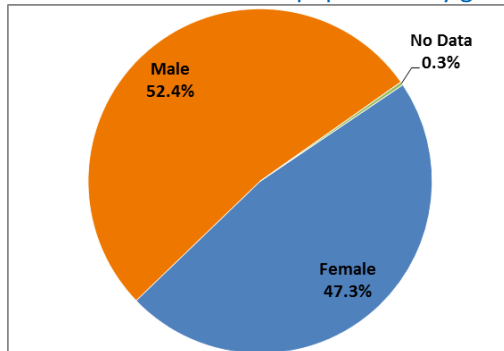
¹ Week 1 refers to the first week of June 2015, when observations of border movements began. Week 0 refers to families who entered Haiti before June 2015.



Gender Breakdown

Of the 7,785 individuals monitored by the network, 47.3% are female and 52.4% are male.

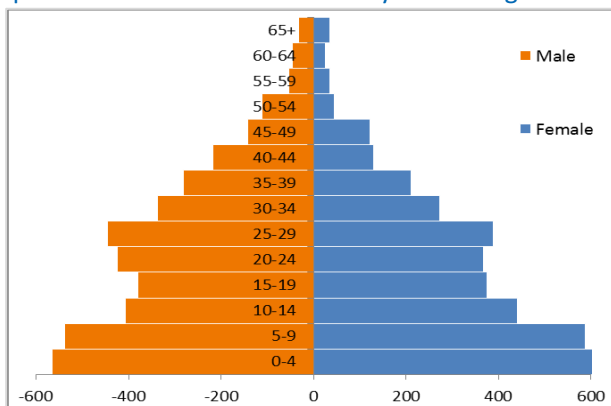
Graph 3: Breakdown of returnee population by gender.



Age Breakdown

The majority of the returnee population has reported being between the ages of 0-19 years old, with individuals from this age group representing 51.4% of the overall returning population. A reported 47.2% are 20 to 59 years old and a mere 1.8% falls into the elderly category.

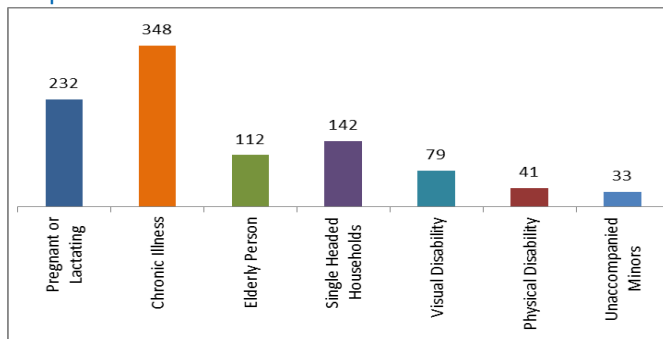
Graph 4 : Breakdown of returnees by sex and age



Types of vulnerabilities.

Among the persons crossing the borders, the border monitoring network encountered **33 cases of presumed unaccompanied children**. These cases were referred to the relevant government authorities for appropriate care and status determination.

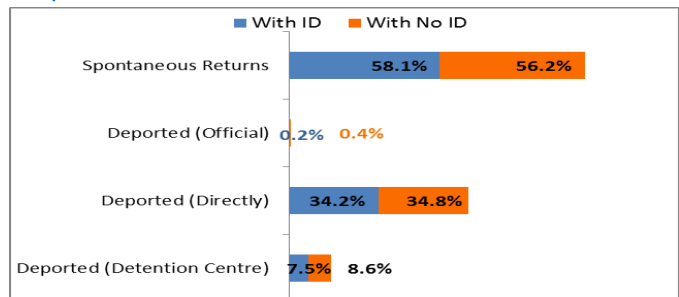
Graph 5: Most common Vulnerabilities assessed.



Documentation

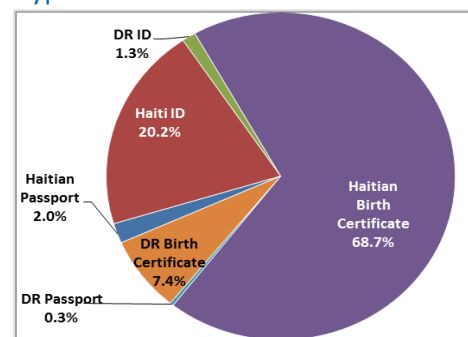
38.5% (2,997 individuals) of the returnees interviewed have reported having Haitian Documentation, while **3.8% (298 individuals)** have reported having Dominican documentation. A reported **57.7% (4,490 individuals)** did not possess any type of documentation.

Graph 6: Returnee documentation status



The most common ID document presented by the returnee is the Haitian Birth Certificate, corresponding to 68.7% of the individuals with documentation. The second most common document is the Haitian ID (CIN or NIF) which represents 20.3%.

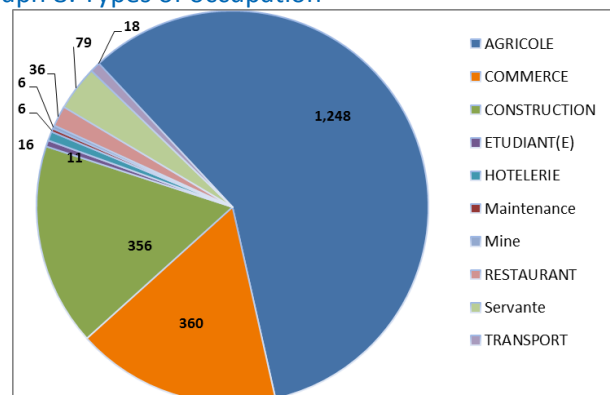
Graph 7: Types of documents



Occupation

The most common occupation within the DR held by returnees is Agriculture (1,248 households), followed by commerce (360 households) and construction (356 households). Remaining households' occupation fall within transportation, hotel, maintenance, mine and student.

Graph 8: Types of occupation

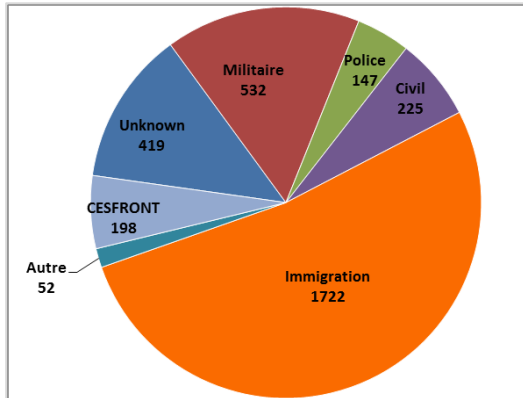




Entry on Haitian Territory

Of all 7,592 individuals interviewed, **4,396 individuals** have declared having returned spontaneously to Haiti while **3,295 individuals** claimed to have been deported into Haitian territory. Most claimed deportations have been carried out by the Immigration (52.3%), while 16.1% have been carried out by the Military.

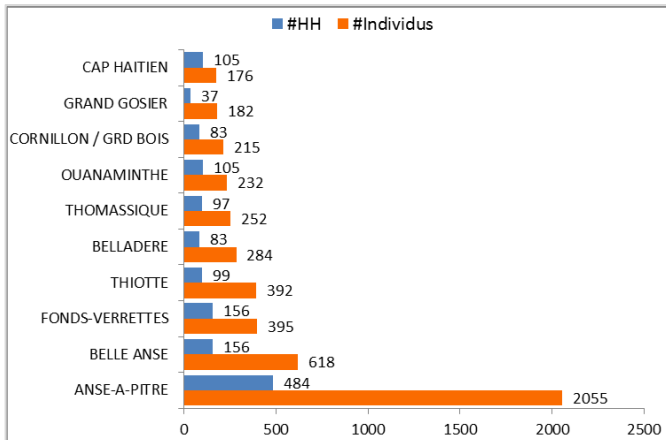
Graph 9: Claimed Deportation Authority



Destination and Intentions

When questioned regarding their intended destination, a majority of returnees (484 households) have indicated the commune of Anse-à-Pitres, in the South-East of the country as their main commune of destination. Their second preferred destination is Belle Anse (156 households), also in the South-East department as well as Fonds-Verettes (156 households) in the Department of West.

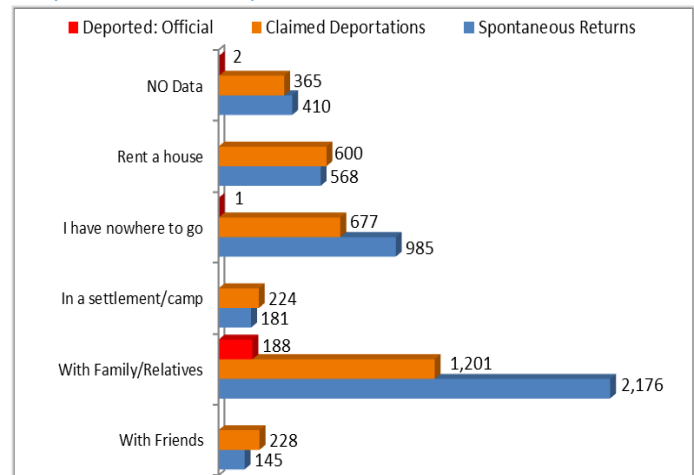
Graph 10: Intended Destination (By commune)



It is important to note that the highest movements have been registered in the communes in the South East of the country, thus explaining it being the preferred destination. Furthermore, the average size of households returning in Anse à Pitres has been of 1.6 to 1.8 persons explained by the high movement of individuals alone rather than families in this area.

When asked to provide additional details on their destination, the majority of returnees have indicated their intention to stay with relatives (1,201 of claimed deportees, 2,176 of spontaneous returnees and 188 of officially deported individuals). Other returnees had indicated that they intend to rent a house (600 claimed deportations and 568 spontaneous returnees) while many others – a staggering 985 spontaneous returnees and 658 claimed deportees and 1 officially deported individual have declared having nowhere to go.

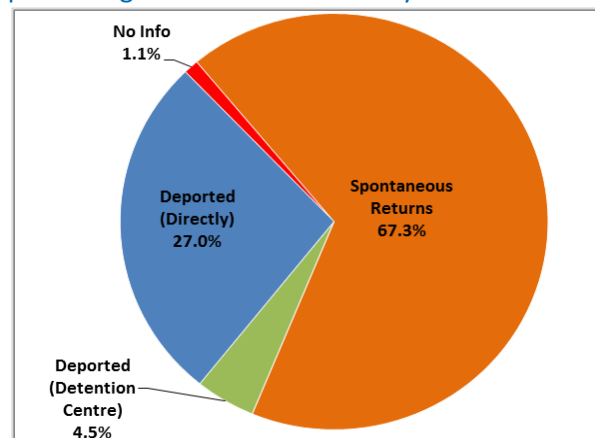
Graph 11: Intended place of residence



Registration in the PNRE

Of the 2,740 households (7,785 individuals) interviewed by the border monitoring network, **352 households (859 individuals – 11.0%** of the total returnee population) declared having been registered in the Dominican PNRE. Of these 352 households, **67.3% returned voluntarily to Haiti** while 31.5% claimed to have been deported. Of this subcategory, 85.6% (95 households) had been deported directly while the remaining 14.4% had spent time in a detention center.

Graph 12: Registration in the PNRE by Return Status





WEEKLY REPORT: Border Monitoring activities from the 14th to the 21st of August

This section presents an overview of border monitoring activities and movement trends observed during the week of August 14th to August 20th 2015.

WEEKLY HIGHLIGHTS.

- **966 individuals** crossed the border into Haitian territory
- **8 presumed unaccompanied minors** were identified during this week and referred to the relevant authority for follow up
- **512 individuals** have declared having returned spontaneously to Haiti
- **265 individuals** claimed to have been deported into Haitian territory
- **Official Deportations** have begun on the **15th of August** with these deportations being carried out in the two official border crossing points of **Ouanaminthe** and **Malpasse**.
- The border monitoring teams present at the border monitored **191 individuals** being officially deported into Haitian territory.

OBSERVED MOVEMENT TRENDS.

- Decrease of movements during this week of reporting when compared to other weeks.
- There have been more spontaneous returns than claimed deportations observed during this week of reporting
- Most movements continue to be observed in non-official border crossing points
- 197 individuals interviewed at non official border crossing points have claimed being deported directly into Haitian territory while 68 claimed to have spent time in a detention center before being forcefully returned to Haiti.

Table 1: Summary of monitored movements for this week (14 to 21 of August)

Return Status	Number of Returnees
Deported: Detention Center	68
Deported: Directly	197
Deported: Official	191
Spontaneous Returns	512

Official Deportations.

As announced by Dominican officials the previous week, the network has witnessed the beginning of official deportations of Haitian migrants into Haiti. These deportations in majority conducted by the DR Immigration were carried out through the official Border Crossing Points of Ouanaminthe and Malpasse. The network monitors were present and assisted in carrying out the enumeration of these individuals

Below are pictures of these deportations and IOM's involvement in monitoring these movements.



Transfer of official deportation lists from DGM to DIE



Registration of deported person by IOM.

