



**FOREIGN NATIONALS
MULTI-SECTOR NEEDS ASSESSMENT
ANALYSIS**

REPORT 2

BEIRUT, LEBANON

SEPTEMBER 2020

© IOM Lebanon / Muse Mohammed 2020



OVERVIEW AND METHODOLOGY

On 4th August 2020, a large explosion occurred at the port of Beirut, Lebanon that left more than 6,500 individuals injured and caused at least 180 deaths. To assess the impact of the explosion and the arising needs and vulnerabilities, the Lebanese Red Cross (LRC), in coordination with the Office for the Coordination of Humanitarian Affairs (OCHA), have conducted large multi-sectoral needs assessments (MSNA). The first report, Foreign Nationals Multi Sector Needs Assessment Report, published on 8th September 2020, drew on assessments from a total of 1,896 foreign national households, a sub-set of 11,008 household assessments.

Following on from the first Foreign Nationals Multi Sector Needs Assessment Report, this second report is an update focusing on data from 6th August to 13th September 2020, from a total of 17,092 household assessments. It provides in-depth analysis of data on 2,953 households with foreign nationals in Beirut disaggregated by nationalities, assessing the high-level needs and vulnerabilities and key numbers that are important for response activities.

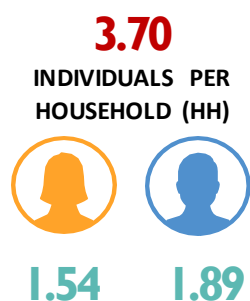
The Multi-Sector Needs Assessment (MSNA) analysis and reports published by IOM identifies the specific situation and needs of foreign nationals in Beirut to inform immediate- and medium-term responses as a result of the Port of Beirut explosion. The analysis identified 75 per cent (2,206 out of 2,953) of all foreign national households to be of Syrian origin; the analysis does not include this population. The report provides detailed analysis on the next five highest population groups by nationalities identified in the MSNA data: Ethiopian, Bangladeshi, Sudanese, Egyptian and Palestinian nationals and provides a descriptive overview of shelter and WASH damages as well as socio-economic and protection challenges per nationality.

Limitations: The varied response rate between the surveyed nationalities affects the data available. Since some of the responses vary between the different nationalities which may result in inconsistencies and limit comparative analysis.

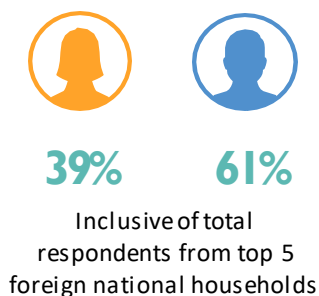
FOREIGN NATIONALS' PROFILES

Of the 17,091 household level surveys conducted, 16,400 households reported their nationalities and 2,953 were reported to be comprised of foreign nationals – 18 per cent of all respondents that answered questions regarding their nationality stated they belong to non-Lebanese households. In general, 75 per cent of all foreign national households were reportedly of Syrian origin.

AVERAGE NUMBER OF INDIVIDUALS LIVING IN THE SAME HOUSE IN BEIRUT (FOR 5 NATIONALITIES SELECTED)



SEX

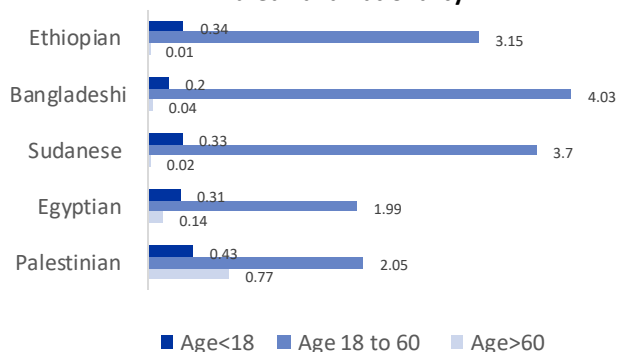


TOP FIVE FOREIGN NATIONALITIES IN BEIRUT

1. Ethiopian
2. Bangladeshi
3. Sudanese
4. Egyptian
5. Palestinian

Nationality of household	Number of households	Average number of members	Average number of males	Average number of females
Ethiopian	95	3.90	0.61	2.65
Bangladeshi	93	4.36	3.0	1.36
Sudanese	76	4.13	2.69	1.02
Egyptian	71	2.48	1.78	0.78
Palestinian	66	3.28	1.45	1.55

Average number of household members by age break and nationality



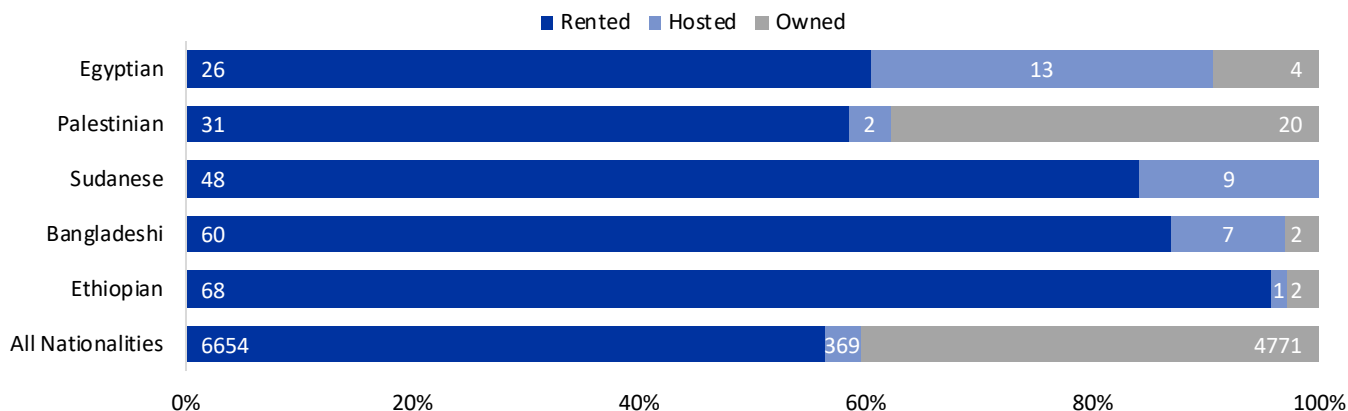
FIVE NATIONALITIES VS TOTAL POPULATION

SHELTER AND WASH OVERVIEW

In general, more than half (56%) of the top five foreign nationalities in Beirut rented their accommodation while 40 per cent owned their homes. This figure mirrors the occupancy situation of the total surveyed households. Among the focused respondents selected in this analysis, Bangladeshi and Ethiopian nationals are among the largest number of individuals that rented their homes. Compared to other foreign nationals assessed, a greater proportion of Palestinians reported owning their homes.

Of the top five foreign nationalities represented in the dataset, statistics and indicators concerning WASH are broadly shared. Eighty per cent of foreign national households in Beirut rely on purchasing mineral water for drinking. In total 93 per cent of foreign national households have a functioning water supply, and 7 per cent have no water supply. Of the 7 per cent, 3 per cent reported having no water since before the blast, while the remaining 4 per cent reported this after the blast.

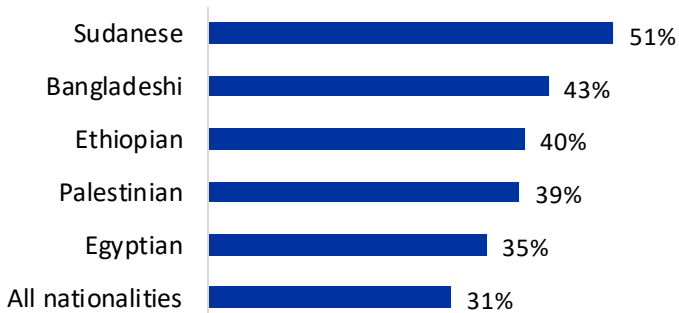
Occupancy types by nationalities



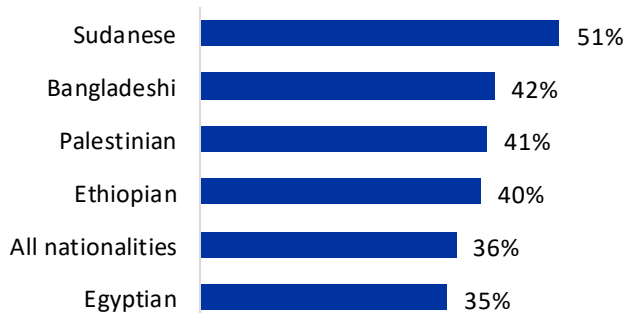
ACCESS TO HEALTHCARE

Of the foreign household nationalities, a higher proportion reported that they cannot access healthcare in comparison to the total surveyed households. Financial difficulties is the most common reason for not being able to access healthcare for all nationalities. The chosen priority nationalities, except Egyptian, have a higher percentage of households listing financial difficulty as the main barrier to access healthcare than that of all surveyed households.

Percentage of households that reported their family does not have access to healthcare after the explosion, by nationality



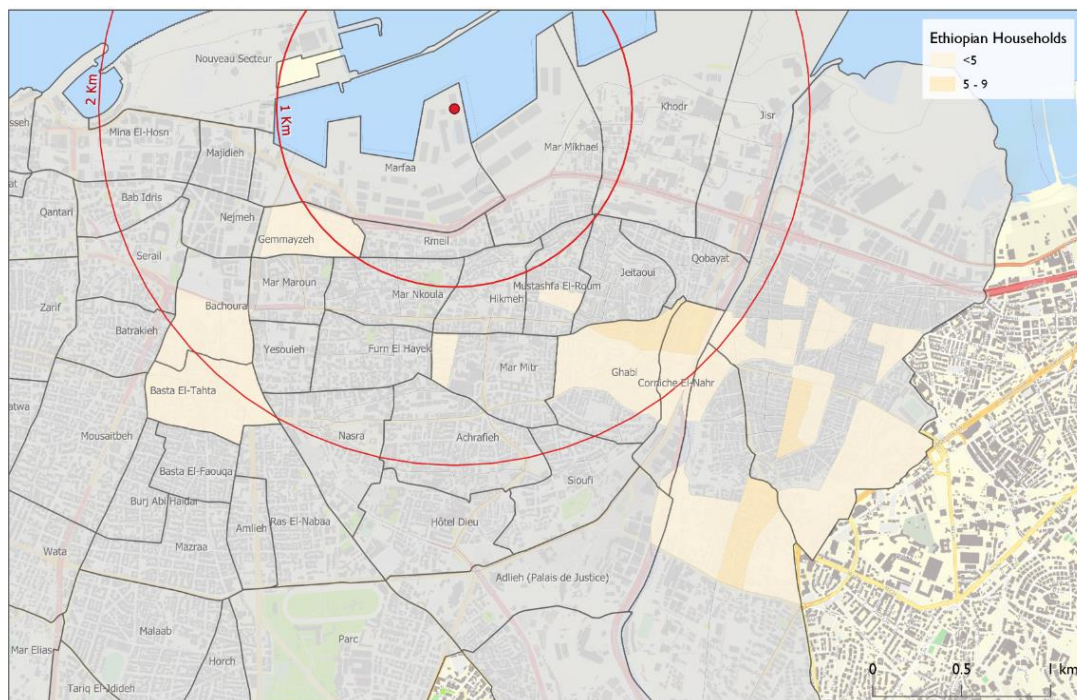
Percentage of households that reported financial difficulty as the main reason their family doesn't have access to healthcare



ETHIOPIAN NATIONALS

- In total, 95 Ethiopian households were surveyed. Of which 6 of the respondents are male and 89 are female.
- The average number of people living under the same roof is 3.91, the average number of male members per household is 1.78, and 2.65 for female members .

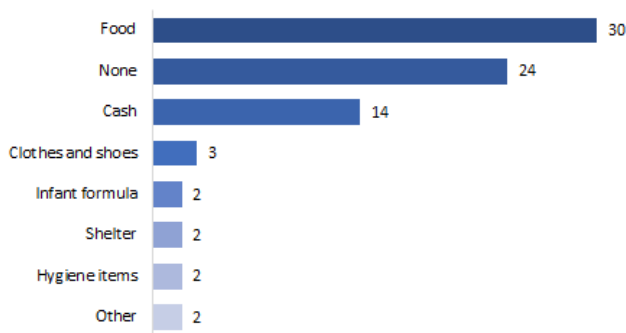
The map below shows the locations and distribution of Ethiopian households.



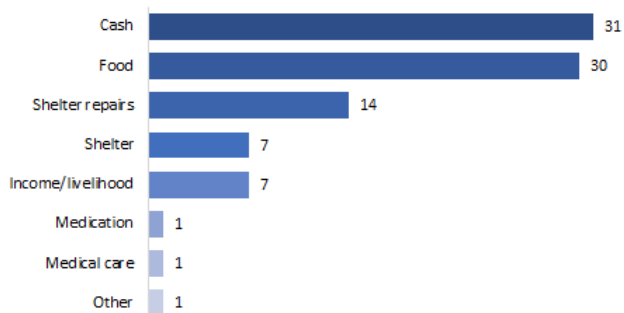
PRIORITY NEEDS AND ASSISTANCE

- While 31 Ethiopian households reported cash as their top priority needs, only 14 reported receiving cash assistance.
- In general, 24 Ethiopian households reported receiving no assistance.
- Food assistance was reported as a top need and received by 30 households. Whereas needs such as shelter repairs (reported by 14 households), shelter (reported by 7 households) and income/livelihood assistance (reported by 7 households), remain largely unmet with only 2 households reported receiving shelter
- Although clothes and shoes were not cited as priority needs, NFI assistance has been reported by 3 households.

Assistance received by Ethiopian nationals



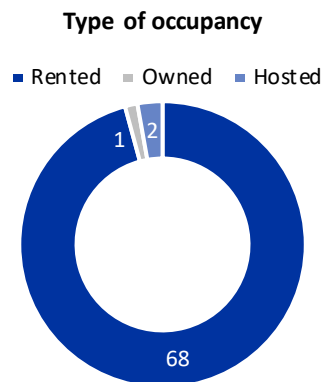
Top priority needs of Ethiopian nationals



ETHIOPIAN NATIONALS

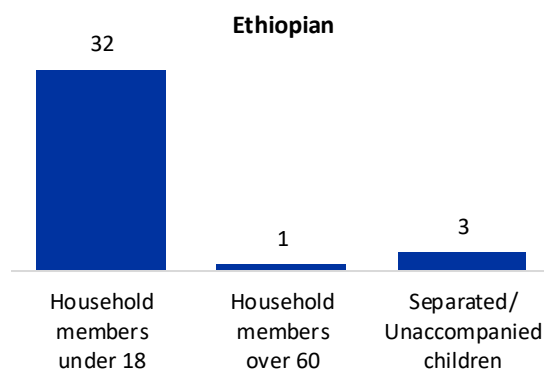
SHELTER AND WASH OVERVIEW

- Of the 71 households that responded to the question, 68 rented their accommodations, 2 owned their homes and 1 household was hosted.
- Among the 93 households that responded to the question, 27 reported using temporary fixings, such as plastic sheeting and/or timber to seal off external openings of their accommodation.
- In terms of sources of drinking water, majority (75 households) reported purchasing mineral water, while 10 reported using public filter water, 9 reported using a public tank, 3 reported using a protected well, and 2 reported an unprotected well.



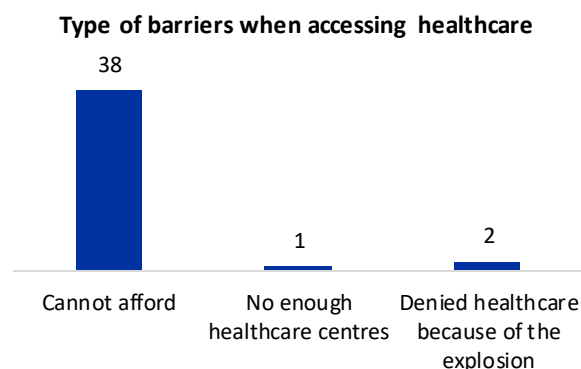
PROTECTION OVERVIEW

- The total number of households of Ethiopian nationals that reported children under the age of 18, was 32 households whereas 1 household reported members over the age of 60.
- Three households reported there were separated or unaccompanied children, of which 7 children were reported to be separated and 6 were unaccompanied.
- Of those households that responded, 7 reported that they or someone in their household had damaged or lost personal documents.



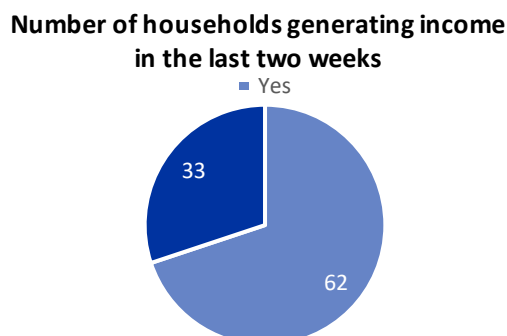
HEALTHCARE

- A total of 8 households reported they have female members who are pregnant or lactating.
- While 8 households said they have members with chronic illnesses or critical medical condition, 5 households reported needing chronic medication.
- In total, 43 households reported having access to healthcare, 14 said they have partial access, and 38 said they have no access.
- The most common reason for barriers when accessing healthcare is financial difficulty.



SOCIO-ECONOMIC CONDITIONS

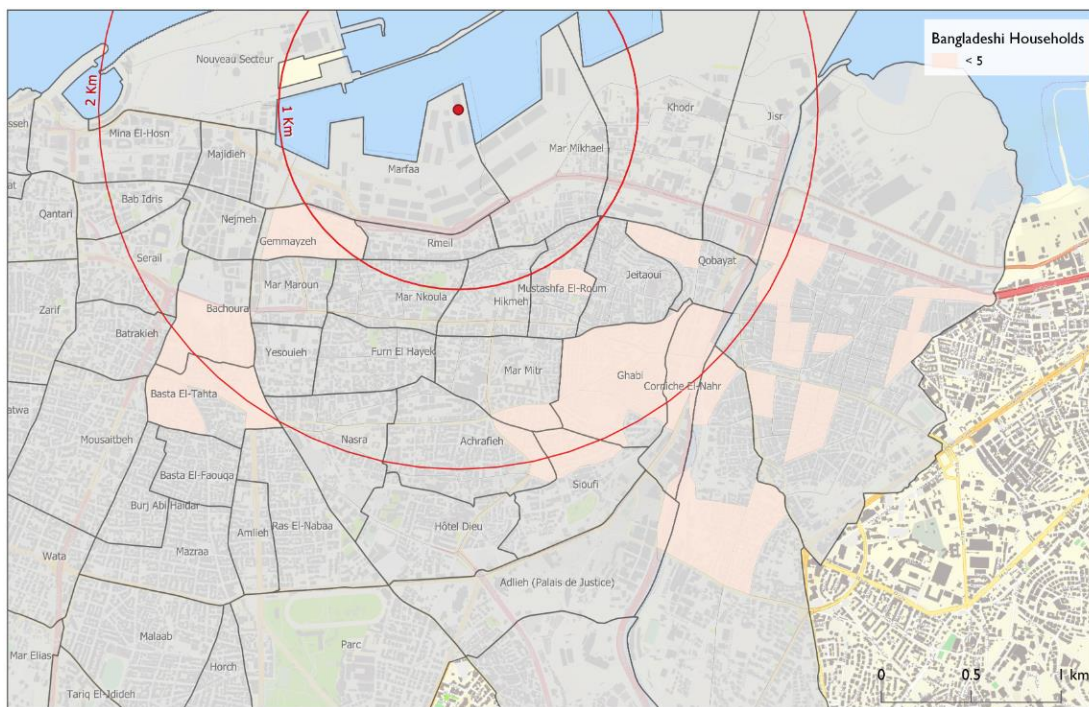
- In general, 62 Ethiopian households (65%) reported that they had family members generating an income in the last two weeks
- Out of 95 households, only 31 Ethiopian households answered the question on savings. Of the 31 Ethiopian households that answered, all households reported no savings.
- Of the households that reported income generation in the last two weeks, 11 reported that male members in the household generated income whereas 27 household had female members generating income



BANGLADESHI NATIONALS

- In total, 93 Bangladeshi households in Beirut were surveyed. Of the surveyed Bangladeshi households, 63 of the respondents are male and 30 are female.
- The average number of people living under the same roof is 3.91, the average number of male members per household is 3, and 1.36 for female members .

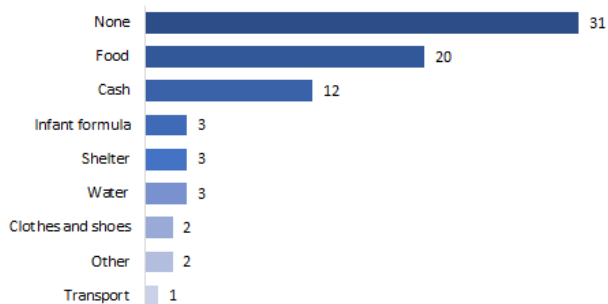
The map below shows the locations and distribution of Bangladeshi households.



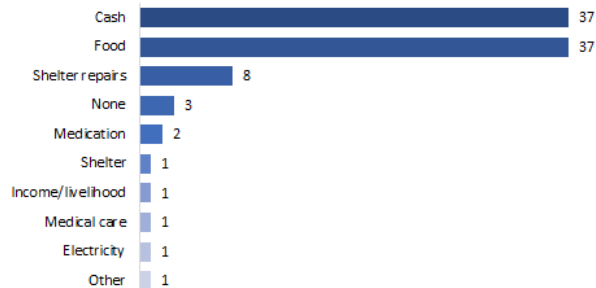
PRIORITY NEEDS AND ASSISTANCE

- In general, 37 Bangladeshi households reported cash and food as their top priority needs each, however, only 20 households reportedly received food assistance while 12 households reportedly received cash assistance. This shows that assistance for top needs have not been met.
- Majority of the respondents (31 households) reported receiving no assistance.
- While 8 households cited shelter repairs as their top need, only 3 reportedly received shelter assistance.
- Top needs such as medication, electricity and income/livelihood were cited as needs but no assistance has been received in these areas.

Assistance received by Bangladeshi nationals



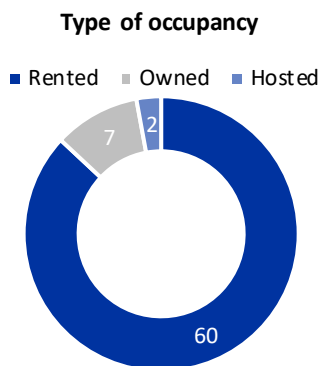
Top priority needs of Bangladeshi nationals



BANGLADESHI NATIONALS

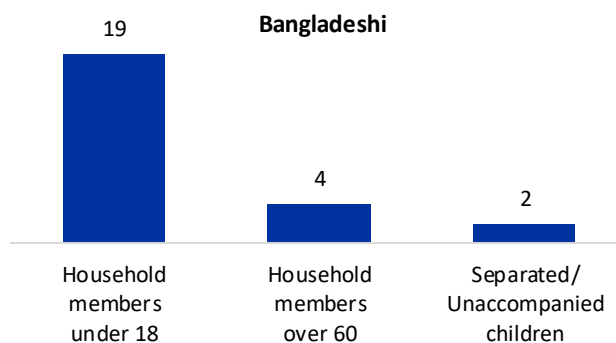
SHELTER AND WASH OVERVIEW

- Of the 69 households that responded to the question, 60 rented their accommodation, 2 own their houses and 7 households are hosted.
- Among the 91 households that responded to the question, 23 reported using temporary fixings, such as plastic sheeting and/or timber, to seal off external openings.
- In terms of sources of drinking water, 79 households purchase mineral water for cooking and drinking, whereas for washing the most common water sources are public filtered water and public tanks/reservoirs (for 36 households each).



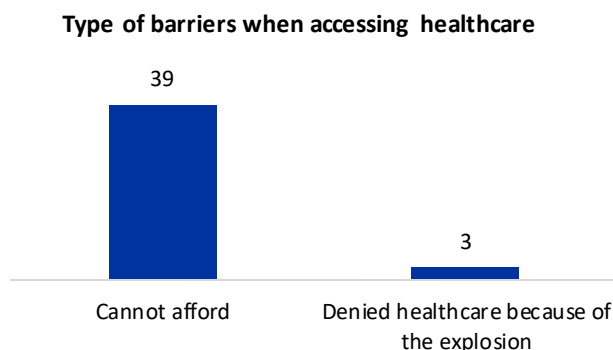
PROTECTION OVERVIEW

- The total number of households of Bangladeshi nationals that reported children under the age of 18, was 19 households whereas 4 households reported members over the age of 60.
- Two households reported the presence of separated or unaccompanied children, of which 1 child was reported to be separated and the other household did not specify.
- Of those households that responded, 3 reported that they or someone in their household had damaged or lost personal documents.



HEALTHCARE

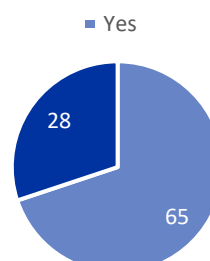
- A total of 3 households reported they have female members who are pregnant or lactating.
- While 9 households reported having members with chronic illnesses or critical medical conditions, 6 households reported needing chronic medication.
- In general, 41 households reported having access to healthcare, 12 said they have partial access, and 40 said they have no access.
- The most common reason for barriers when accessing healthcare is financial difficulty.



SOCIO-ECONOMIC CONDITIONS

- In general, 65 Bangladeshi nationals households reported that they had individual members generating income in the last two weeks.
- Of the households that answered the question, only 1 Bangladeshi household reported that they had savings while 31 households reported no savings.
- In total, 35 out of 48 households reported that male members generated an income in the last 2 weeks while 15 out of 41 female members reported the same.

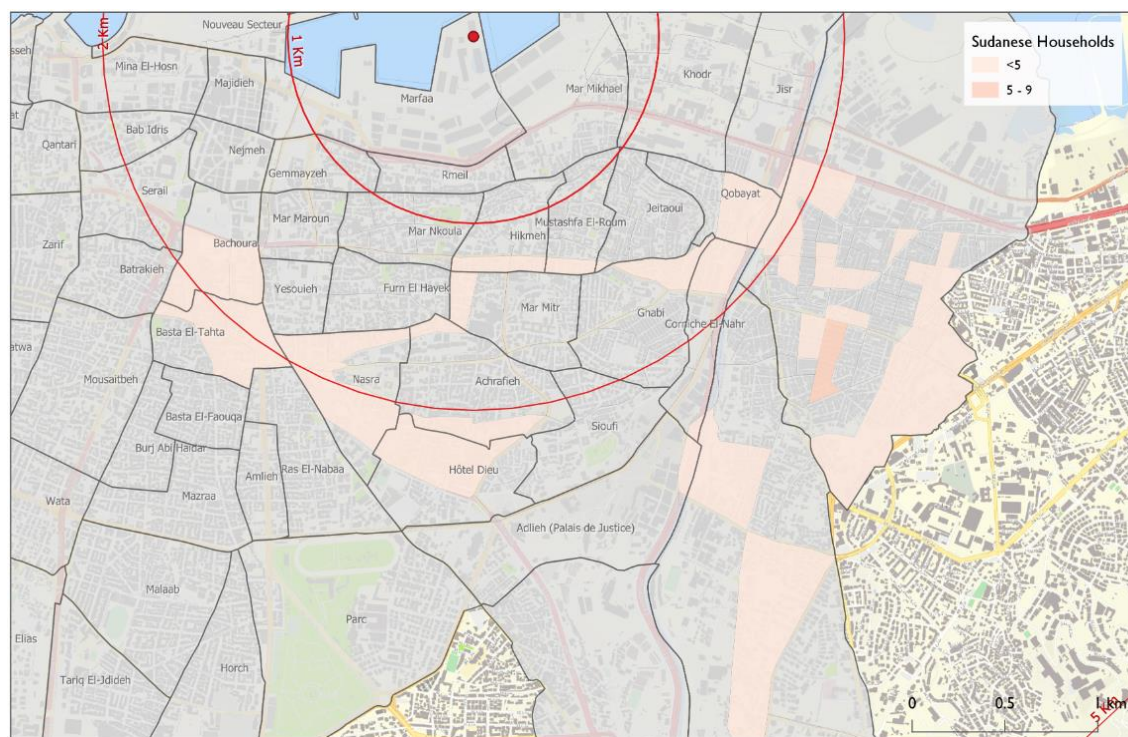
Number of households generating income in the last two weeks



SUDANESE NATIONALS

- In total, 76 Sudanese households were surveyed. Of which, 73 of the respondents are male and 3 are female.
- The average number of people living under the same roof is 4.13, the average number of male members per household is 2.69, and 1.03 for female members.

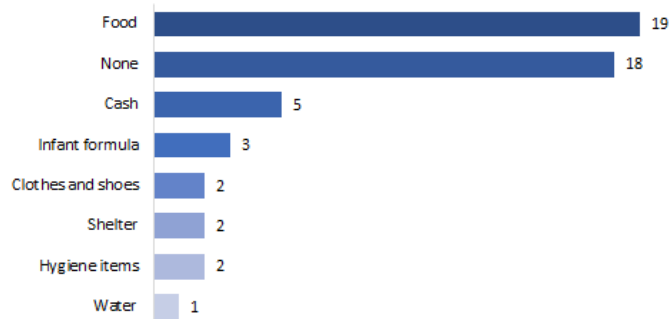
The map below shows the locations and distribution of Sudanese households.



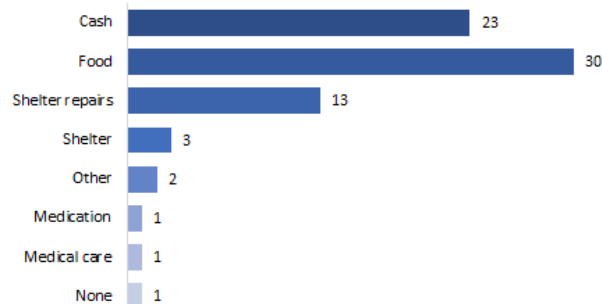
PRIORITY NEEDS AND ASSISTANCE

- In terms of top priority needs, food and cash were cited by 30 and 23 Sudanese households respectively, while only 19 Sudanese households reported receiving food assistance, and 5 households received cash assistance. This shows that top priority needs for Sudanese households in Beirut remain unmet.
- Most households reported receiving no assistance (18 households).
- While 13 households reported shelter repairs as their top need, only 2 households reported receiving any shelter assistance.

Assistance received by Sudanese nationals



Top priority needs of Sudanese nationals

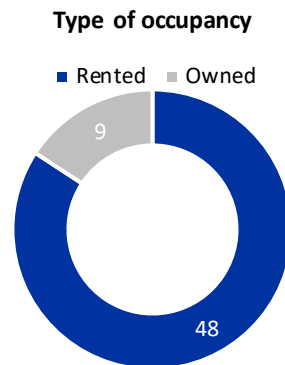


Disclaimer: The maps are for illustration purposes only. The boundaries and names shown, and the designations used on this map do not imply official endorsement or acceptance by the International Organization for Migration.

SUDANESE NATIONALS

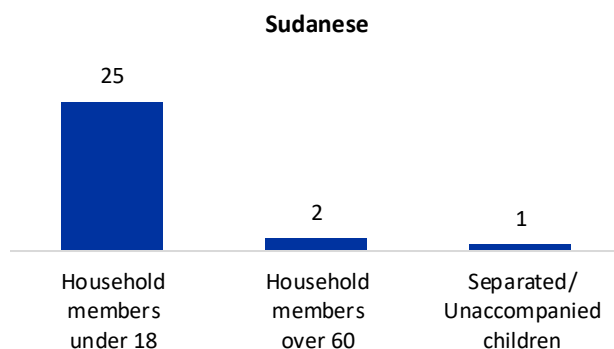
SHELTER AND WASH OVERVIEW

- Of the 57 households that responded to the question, 48 rented their accommodations and 9 were hosted.
- Among the 64 households that responded to the question, 23 reported using temporary fixes such as plastic sheets and/or timber to seal off external openings of their accommodation.
- In terms of sources of drinking water, majority of households (60 households) rely on purchased mineral water, followed by public filter water (11 households), public tank (5 households), protected well (3 households) and unprotected well (1 household).
- In total, 91 per cent (67 households) of all Sudanese households reported access to functioning water.



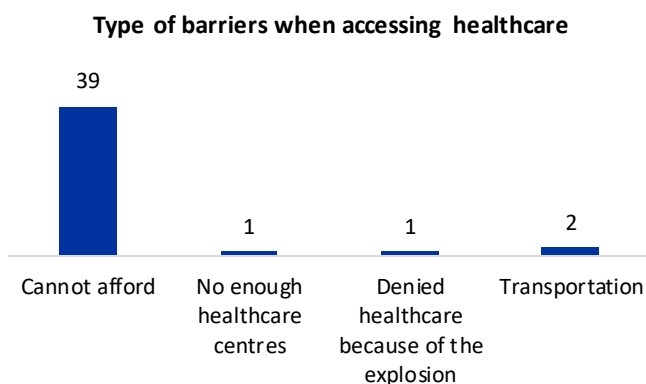
PROTECTION OVERVIEW

- The total number of households of Sudanese nationals that reported children under the age of 18, was 25 households whereas 2 households reported members over the age of 60.
- One household reported the presence of separated or unaccompanied children, of which, a total of seven unaccompanied children were reported.
- Of those households that responded, 3 reported that they or someone in their household had damaged or lost personal documents.



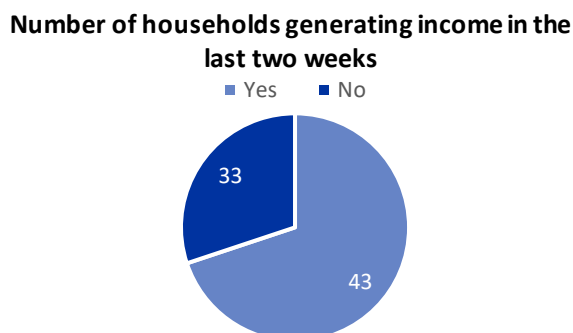
HEALTHCARE

- In total, 13 households reported they have female members who are pregnant or lactating.
- While 6 households reported members with chronic illnesses or critical medical condition, 5 households reported needing chronic medication.
- In general, 26 households reported access to healthcare, 11 said they have partial access, and 39 said they have no access.
- The most common reason for barriers to accessing healthcare is financial difficulty.



SOCIO-ECONOMIC CONDITIONS

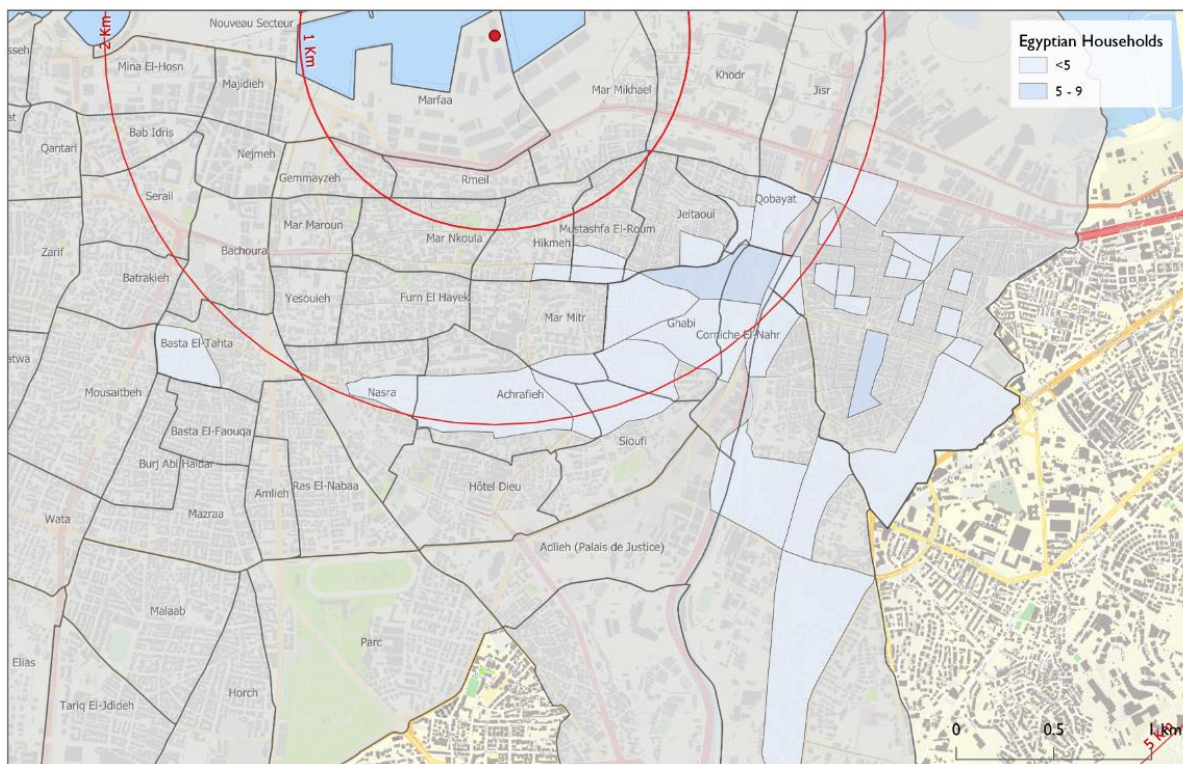
- In general, 43 Sudanese households (56%) reported that they had individual members generating income in the last two weeks.
- Of the households that answered the question, 28 Sudanese households reported that they had no savings.
- In total, 2 out of 20 households reported that male members generated an income in the last 2 weeks while 2 out of 25 female members reported the same.



EGYPTIAN NATIONALS

- In total, 71 Egyptian households were surveyed. Of which 62 of the respondents are male and 9 are female.
- Average number of people living under the same roof is 2.48, the average number of male members per household is 1.78, and 0.78 for female members .

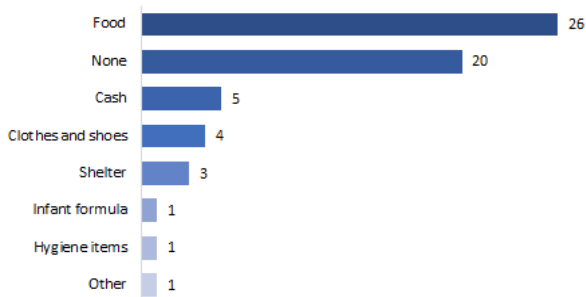
The map below shows the locations and distribution of Egyptian households



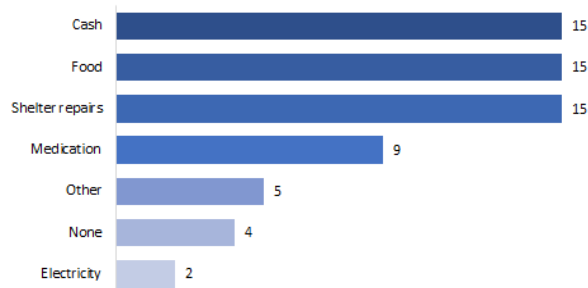
PRIORITY NEEDS AND ASSISTANCE

- In terms of top priority needs, food, cash and shelter were cited by 15 Egyptian households respectively, while only 26 Egyptian households reported receiving food assistance, and 5 households received cash and 3 households reportedly received shelter assistance. This shows that top priority needs for Egyptian households in Beirut remain unmet.
- Most Egyptian households reported receiving no assistance (20 households)
- While 9 Egyptian nationals households reported medications as their other top need, 4 households reported receiving clothes and shoes and 4 households reported receiving water assistance.

Assistance received by Egyptian nationals



Top priority needs of Egyptian nationals

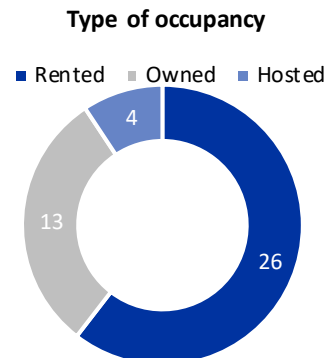


Disclaimer: The maps are for illustration purposes only. The boundaries and names shown, and the designations used on this map do not imply official endorsement or acceptance by the International Organization for Migration.

EGYPTIAN NATIONALS

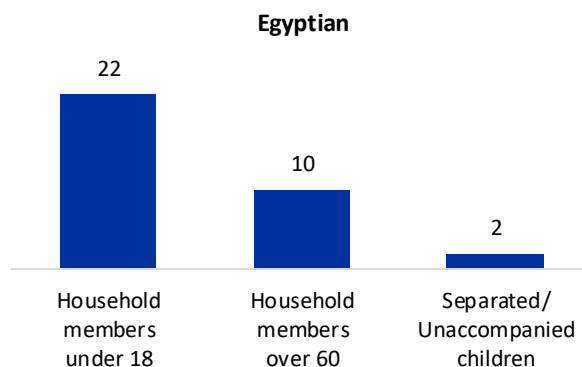
SHELTER AND WASH OVERVIEW

- Of the 43 households that responded to the question, 26 rented their accommodations, 4 owned their homes and 13 households are hosted.
- Among the 66 households that responded to the question, 24 reported using temporary fixings, such as plastic sheeting and/or timber, to seal off external openings of their accommodation.
- In terms of sources of drinking water, majority of households (60 households) reported relying on purchased mineral water, followed by public filter water (7 households), public tank (7 households), protected well (1 households) and unprotected well (1 household).
- In total, 91 per cent (60 households) of all Egyptian households reported access to functioning water.



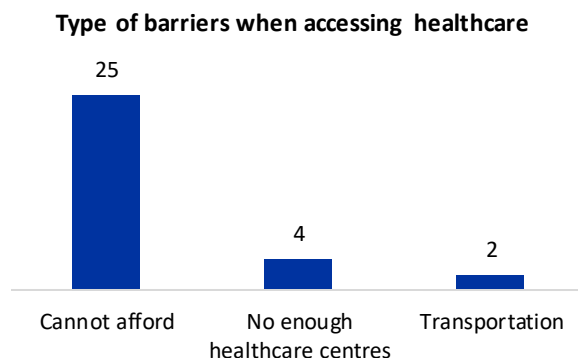
PROTECTION OVERVIEW

- The total number of households of Egyptian nationals that reported children under the age of 18, was 22 households whereas 10 households reported members over the age of 60.
- Two households reported the presence of separated or unaccompanied children, of which, a total of two unaccompanied children were reported.
- Of those households that responded, 3 reported that they or someone in their household had damaged or lost personal documents.



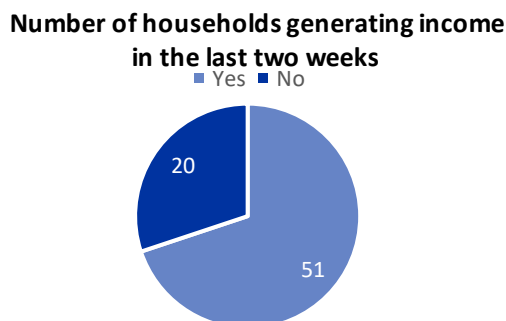
HEALTHCARE

- In total 6 households reported they have female members who are pregnant or lactating.
- While 13 households reported members with chronic illnesses or critical medical conditions, 13 households reported needing chronic medication.
- In general 46 households reported having access to healthcare, 6 said they have partial access, and 25 said they have no access.
- The most common reason for barriers when accessing healthcare is financial difficulty.



SOCIO-ECONOMIC CONDITIONS

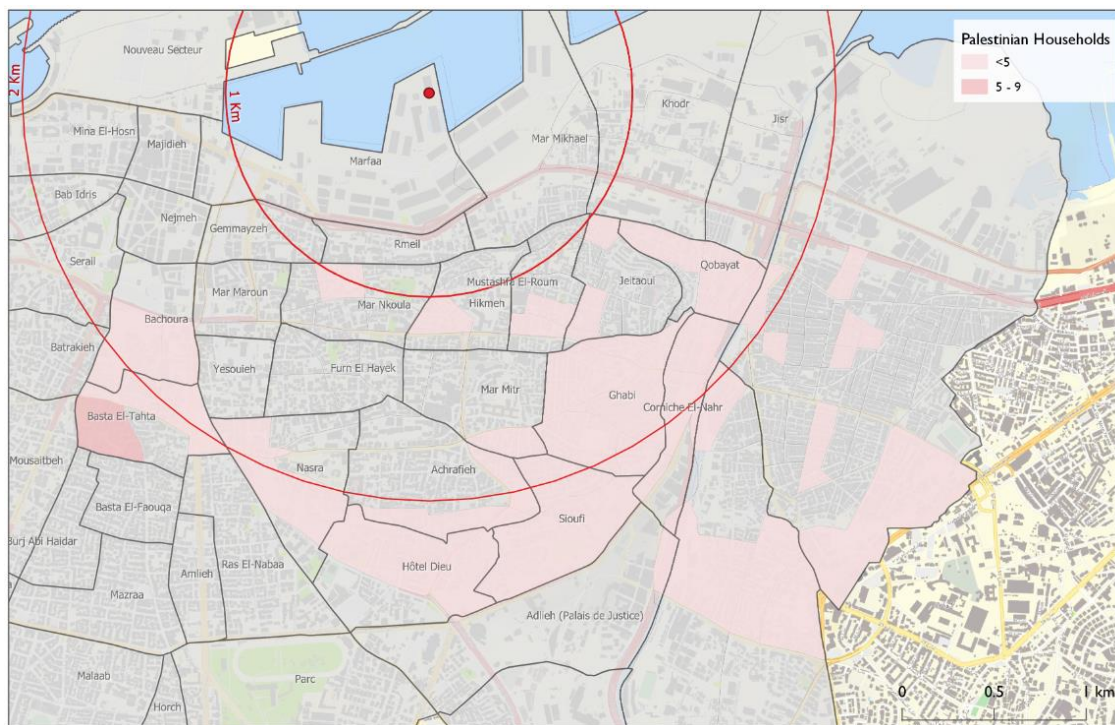
- In general, 51 Egyptian households (72%) reported that they had individual members generating income in the last two weeks.
- While 4 Egyptian households reported that they have savings, 20 households reported no savings.
- In total, 31 out of 42 households reported that male members generated an income in the last 2 weeks while 4 out of 35 female members reported the same.



PALESTINIANS

- In total, 66 Palestinian households were surveyed. Of which 41 of the respondents are male and 25 are female.
- The average number of people living under the same roof is 3.29, the average number of male members per household is 1.45, and 1.55 for female members.

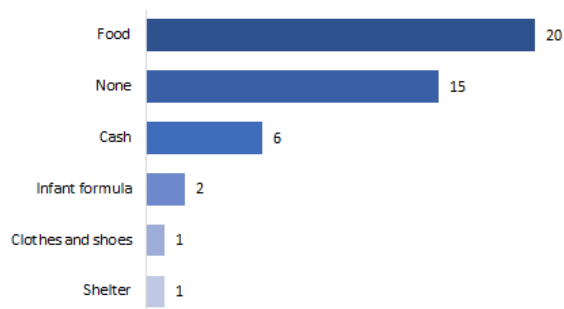
The map below shows the locations and distribution of Palestinian households



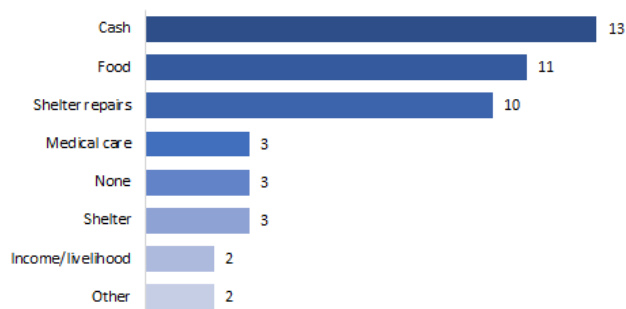
PRIORITY NEEDS AND ASSISTANCE

- In terms of top priority needs, medication was cited by 16 Palestinian households, cash was cited by 13 households and food was cited by 11 households.
- While only 20 Palestinian households reported receiving food assistance, 15 households received no assistance of any kind. Cash assistance was received by 5 households. This shows that top priority needs for Palestinian households in Beirut remain largely unmet.
- While 13 households reported shelter repairs (10) and shelter (3) as top needs, only 1 household received shelter assistance.
- In general, 1 household reported receiving clothes and shoes and 2 households reported receiving infant formula .

Assistance received by Palestinians



Top priority needs of Palestinians

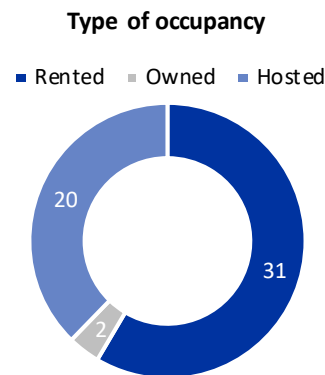


Disclaimer: The maps are for illustration purposes only. The boundaries and names shown, and the designations used on this map do not imply official endorsement or acceptance by the International Organization for Migration.

PALESTINIANS

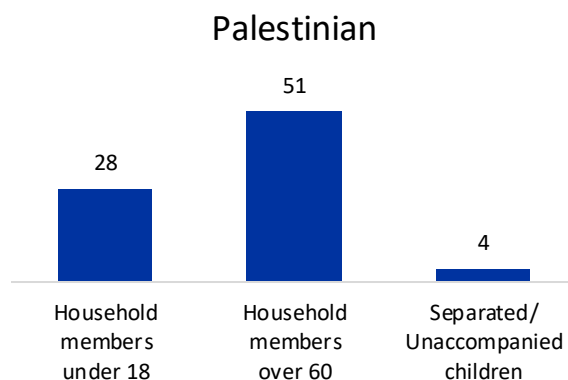
SHELTER AND WASH OVERVIEW

- Of the 53 households that responded to the question, 20 rented their accommodations, 20 owned their homes and 2 households were hosted.
- Among the 61 households that responded to the question, 21 reported using temporary fixes such as plastic sheets and/or timber to seal off external openings of their accommodation.
- In terms of sources of drinking water, majority of households (46 households) reported relying on purchased mineral water, followed by public filter water (12 households), public tank (7 households) and protected well (4 households).
- In total, 96 per cent (58 households) of all Palestinian households reported access to functioning water.



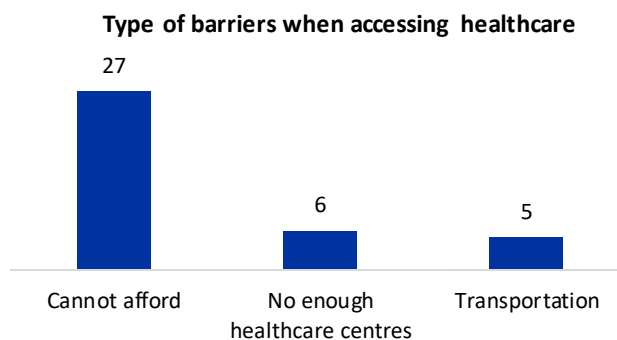
PROTECTION OVERVIEW

- The total number of households of Palestinian nationals that reported children under the age of 18, was 28 households whereas 51 households reported members over the age of 60.
- Four households reported the presence of separated or unaccompanied children, of which, a total of seven separated children and four unaccompanied children were reported.
- Of those households that responded, 1 reported that they or someone in their household had damaged or lost personal documents.



HEALTHCARE

- Only 1 Palestinian national household reported they have female members who are pregnant or lactating.
- While 37 households reported members with chronic or critical condition, 33 households need chronic medication.
- In general, 33 households reported having access to healthcare, 16 said they have partial access, and 26 said they have no access.
- The most common reason for barriers when accessing healthcare is cost of health care.



SOCIO-ECONOMIC CONDITIONS

- In general, 44 Palestinian nationals households reported that they had members generating income (67%) in the last two weeks.
- While 6 Palestinian reported having saving, 25 households reported no savings.
- In total, 11 out of 25 households reported that male members generated an income in the last 2 weeks while 5 out of 25 female members reported the same.

Number of households generating income in the last two weeks

