



According to available data from DTM Europe¹, 4,510 irregular Bangladeshi nationals arrived by sea and by land in Europe by entering Italy, Malta, Spain or Greece in 2020. The highest share of Bangladeshi nationals was registered in Italy (92% of the total arrivals by land and by sea). Additionally, 8,844 Bangladeshi nationals were tracked while transiting through the Western Balkan (WB) countries during the same year. According to BMET², only 21 registered migrants migrated to the United Kingdom in 2020.



4,510

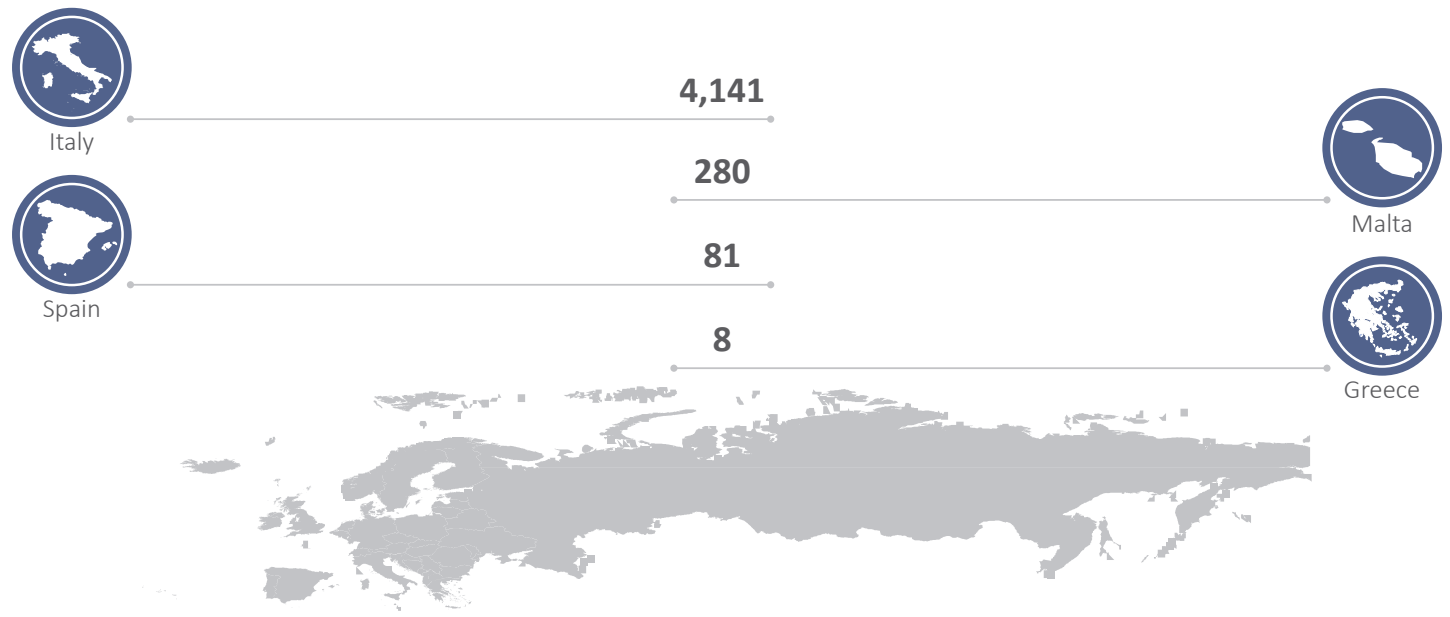
Total arrivals by land and by sea



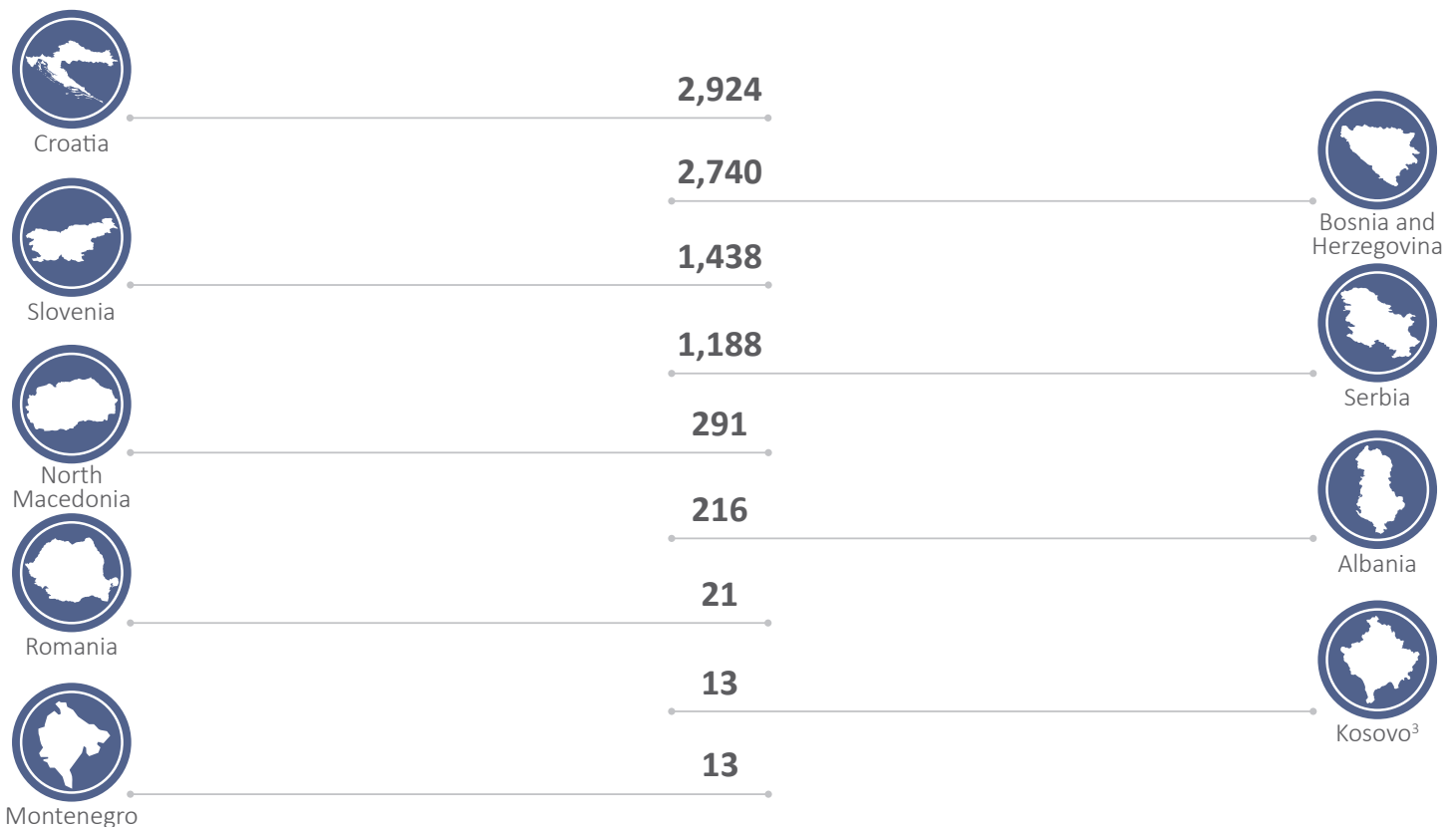
8,844

Total transits by land in the WB region

NUMBER OF BANGLADESHI NATIONALS ARRIVING IRREGULARLY BY LAND AND BY SEA TO EUROPE, 2020



NUMBER OF BANGLADESHI NATIONALS TRANSITING THROUGH THE WESTERN BALKAN REGION, 2020



1. Mixed Migration Flows to Europe 2020. <https://migration.iom.int/europe?type=arrivals>

2. Bureau of Manpower, Employment and Training (BMET). <http://www.old.bmet.gov.bd/BMET/statistical>

3. References to Kosovo shall be understood to be in the context of United Nations Security Council Resolution 1244 (1999).



According to the International Migrants stock 2020 by UNDESA⁴, a total of 456,516 Bangladeshi nationals resided in Europe in 2020. Sixty per cent of them are male. Annex 1 contains information relevant to each European nation, as well as gender-disaggregated numbers. UNDESA estimates number and composition of migrants on the basis of data obtained from population censuses along with the population registers and nationally representative surveys. The dataset provides estimates of the international migrant stock by age, sex and origin for the mid-point (1 July) of each year: 1990, 1995, 2000, 2005, 2010, 2015 and 2020.



Total Migrants

456,516



Male

60%

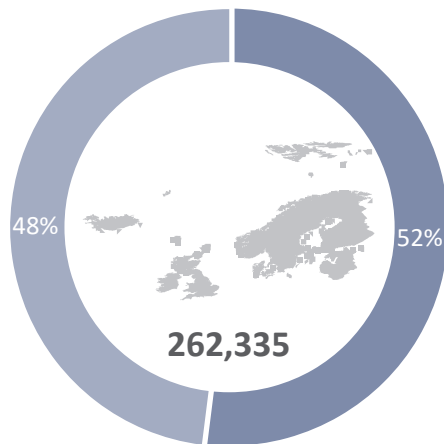


Female

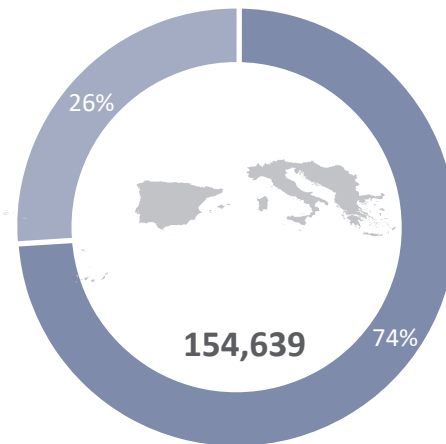
40%

NUMBER OF BANGLADESHI NATIONALS IN EUROPE BY GENDER, UNDESA- 2020

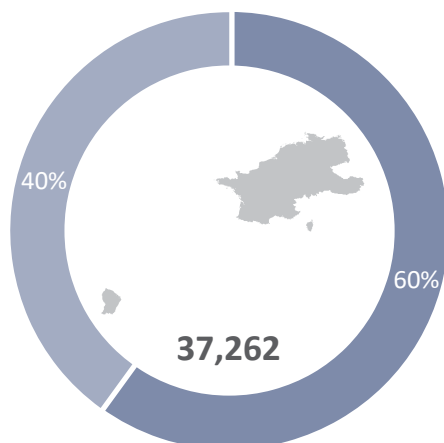
Northern Europe



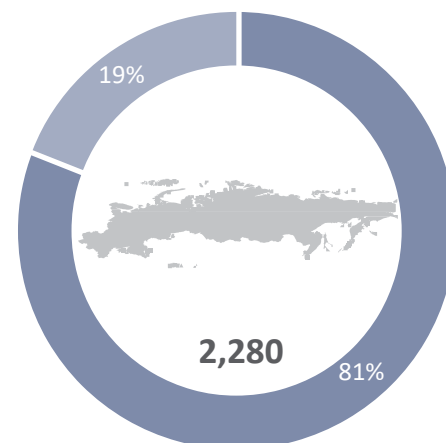
Southern Europe



Western Europe








Eastern Europe



■ Male ■ Female



ANNEX 1: NUMBER OF BANGLADESHI MALES AND FEMALES IN EUROPE, UNDESA- 2020

 European Region	 European Countries ⁵	 Total Migrants	 Male	 Female
Northern Europe	United Kingdom	241,799	123,787	118,012
	Sweden	10,263	5,989	4,274
	Ireland	3,706	2,618	1,088
	Finland	2,983	1,956	1,027
	Denmark	1,919	1,074	845
	Norway	1,331	715	616
	Estonia	263	212	51
	Lithuania	44	41	3
	Latvia	15	11	4
	Iceland	12	7	5
Southern Europe	Italy	135,468	102,065	33,403
	Spain	14,594	10,144	4,450
	Greece	2,851	1,441	1,410
	Portugal	1,684	1,244	440
	Malta	22	13	9
	Slovenia	20	19	1
Western Europe	Germany	13,612	9,723	3,889
	France	12,878	6,296	6,582
	Austria	3,326	2,158	1,168
	Switzerland	2,761	1,682	1,079
	Belgium	2,694	1,597	1,097
	The Netherlands	1,843	860	983
	Luxembourg	142	92	50
	Liechtenstein	6	4	2
Eastern Europe	The Czech Republic	718	666	52
	Bulgaria	539	288	251
	Russia	469	407	62
	Hungary	244	196	48
	Romania	161	153	8
	Poland	128	112	16
	Slovakia	21	18	3

5. The countries have been listed according to descending order of total number of migrants.