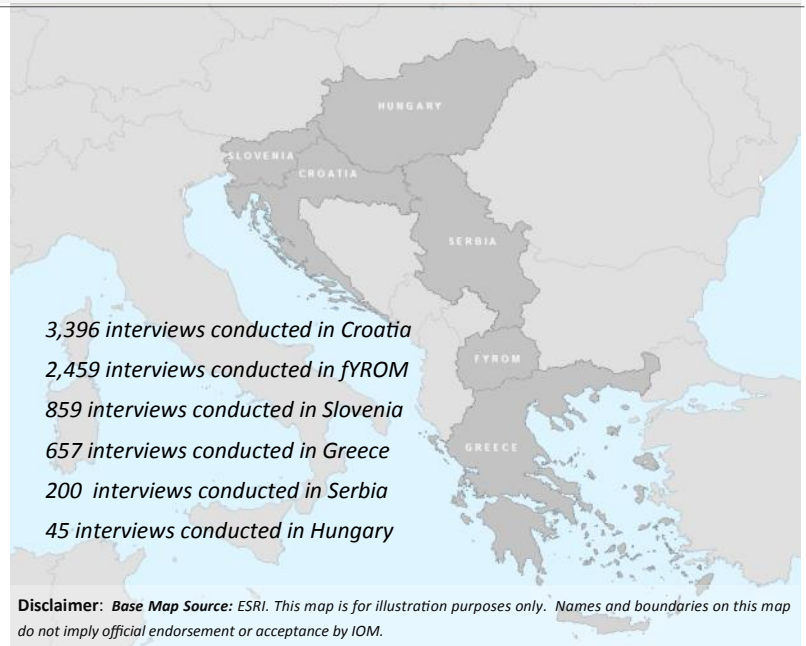


7,616 MIGRANT INTERVIEWS CONDUCTED TO DATE BY IOM IN CROATIA, FYROM, SLOVENIA, GREECE, SERBIA AND HUNGARY

Contents

- [About DTM's Flow Monitoring Surveys](#)
- [Methodology](#)
- [Overview](#)
- [Syrians](#)
- [Afghans](#)
- [Iraqis](#)
- [Nationals from African Countries](#)
- [Annex: Interview form](#)



Visit IOM's interactive map to view data on flows: migration.iom.int/europe

About DTM's Flow Monitoring Surveys

This report contains the findings of IOM's Displacement Tracking Matrix (DTM) from surveys conducted between 08 October 2015 and 8 March 2016. This research is ongoing, and is being conducted within the framework of IOM's research on populations on the move through the Mediterranean and Western Balkan Routes to Europe. The survey has been carried out by IOM field staff in Croatia since October 2015, with the same survey interviews more recently also being conducted by field staff in Greece, the former Yugoslav Republic of Macedonia (fYROM), Serbia, Hungary, and Slovenia.

The survey gathers information about migrants' profiles, including age, sex, areas of origin, levels of education, key transit points on their route, cost of journey, motives, and intentions. Responses are analysed by nationality rather than based on where the interviews were conducted for two reasons: the populations moving through these countries are moving very quickly, and can therefore be considered part of the same "flow", and the same interview questions are used in all locations. Therefore, information on where interviews have been conducted (the map above) is presented for operational purposes rather than for the purposes of analysis.

INTERNATIONAL ORGANIZATION FOR MIGRATION

CONTACTS

Media
Displacement Tracking Matrix
migration.iom.int
+41.22.7179.271

✉ mediahq@iom.int
✉ dtmsupport@iom.int
🐦 [@IOM_News](https://twitter.com/IOM_News)



IOM Information Gathering activities are supported by:



Schweizerische Eidgenossenschaft
Confédération suisse
Confederazione Svizzera
Confederaziun svizra

Swiss Agency for Development
and Cooperation SDC



Methodology

This survey is conducted amongst migrants and refugees as they transit from Greece through the Western Balkan Route to Slovenia, in locations of entry, transit, and exit where IOM already has a presence and assists with other activities, such as registration, referrals, or orientation. The questionnaire contains 16 multiple choice questions translated into Arabic, Dari, Pashtu, Urdu, French and Farsi. Respondents are approached in an ad hoc manner by IOM field staff, with those who give their consent to be interviewed proceeding with the remainder of the questions. This may constitute a selection bias, since those willing to respond tend to be young adult males who are confident enough to be interviewed in a public space, and who speak some English. Not all locations where interviews are conducted dispose of translators, and although the interview forms are translated, in practice many interviews are by necessity initiated by field staff striking up a basic conversation in English. Therefore, the sample obtained with this technique is not statistically representative of the migrant population because the individuals in the sample are not selected using a systematic random sampling technique with a pre-existing framework.

This, however, has allowed DTM to accumulate a vast number of interviews in a short space of time. Although this sample cannot be considered statistically representative on its own, the dataset can be further analysed within the group (i.e., Syrian adult female or Afghan young male population etc.) once a sufficient number of interviews per group of interest become available. The survey also enables the identification of interesting trends worthy of further investigation, and the findings can be compared with other sources of information for a fuller picture. For a comprehensive overview of these mixed migration flows, this analysis should be read in conjunction with DTM's weekly flows compilation, which provides an overview of migration flow trends and developments in countries of first arrival and other countries along the migratory route in Europe. The data on registered arrivals is collated by IOM through consultations with ministries of interior, coast guards, police forces, and other relevant national authorities.

Flow Monitoring Data Analysis Overview

Between 8 October 2015 and 8 March 2016 IOM field staff in Greece, FYROM, Croatia, Slovenia and Hungary amassed interviews with **7, 616 migrants and refugees**, of which 722 people were interviewed over the week from **1 – 8 March**. Individuals of **Syrian, Afghan, Iraqi, nationalities comprised 89% of all respondents**. The analysis of these three nationalities is presented in the following pages. Nationals from African countries are analysed together due to the low numbers, rendering each separate national group from the continent statistically insignificant.

On 19 January 2015 the authorities in countries along the Western Balkan Route, starting with FYROM and ending with Slovenia introduced a new regulation allowing entry only to those migrants expressing their intent to seek asylum in Germany, Austria, or, in some cases, the country they were entering. News of this new policy spread fast amongst the migrant populations, as indicated by data collected from IOM's flow monitoring surveys. In the 2,793 interviews collected from 8 October 2015 to 19 January 2015, 62% of migrants stated that Germany or Austria was their intended country of final destination. From 19 January 2016 to 07 March 2016, 4,822 interviews were collected, from which 86% of migrants stated Germany or Austria as their intended country of destination. This equates to a rise of 39% in migrants who stated Germany or Austria as their intended country of destination. Although not all countries are consistently enforcing this policy, it nevertheless has had a noticeable effect on responses to this survey. It remains unclear whether migrants are changing their plans in accordance with changing policies, or whether they are no longer providing accurate answers to this question.

On 18 February 2016, the Heads of Police Services of the Republic of Austria, the Republic of Slovenia, the Republic of Croatia, the Republic of Serbia and FYROM issued a joint statement to enhance cooperation in migration flow management and agreed on new registration procedures and conditions to cross borders. Read the joint statement [here](#). The measure, implemented from 21 February, had an immediate effect on the results of the surveys. While in the week prior to 21 February 25% of survey respondents were Afghan, in the following weeks (up to 07 March 2016) subsequent to this policy development, this figure decreased by 67%, so that only 8% of respondents were of Afghan nationality.

General Trends

This section provides the analysis of associations between variables for the entire sample of 7616 individuals interviewed from 8 October 2015 to 8 March 2016. In order to see the relationships between various categorical variables, chi-square tests of independence were conducted. Chi-square tests use frequency data from a sample to evaluate the relationship between two variables. Each individual in the sample is classified on both of the two variables, creating a two-dimensional frequency distribution matrix. Comparing the expectations about the proportions with the observations, the tests allow to see whether the established proportions are significant enough to conclude that there is a structural difference between two variables.

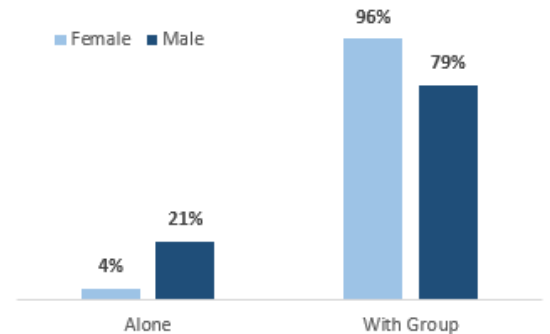
All results presented in this section are statistically significant with p value < 0.05.

Journey

Women seem to travel more in groups as compared to men.
96% of women were travelling in groups compared to 79% of men.

	Unknown	Alone	With Group	Row Total
Female	1	56	1306	1363
	0.07%	4.11%	95.82%	100%
Male	9	1324	4918	6251
	0.14%	21.18%	78.68%	100%
Chi Squared 225.01 p <0.001				

Sex breakdown and percentage of individuals travelling alone and in a group

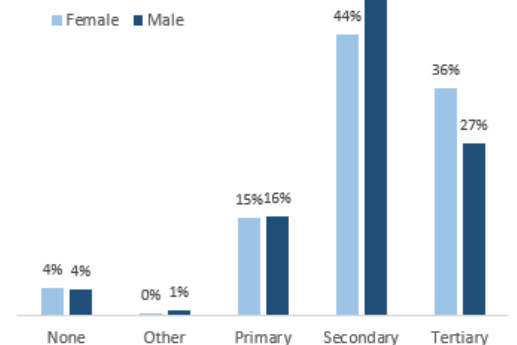


Education

Women along the route obtained a higher level of education than men.
36% of women reported having obtained tertiary education, compared to 27% of men.

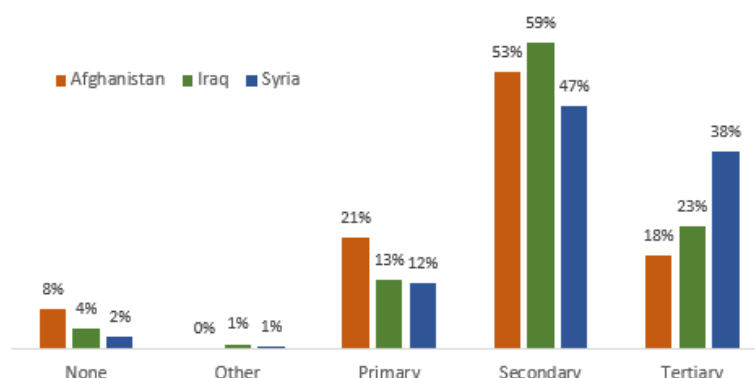
	None	Other	Primary	Secondary	Tertiary	Row Total
Female	59	5	208	604	487	1363
	4.33%	0.37%	15.26%	44.31%	35.73%	100%
Male	248	46	972	3287	1693	6246
	4.06%	0.74%	15.55%	52.58%	27.08%	100%
Chi Squared 49.163 p <0.001						

Education Levels and Sex Breakdown



38% of Syrians reported having obtained tertiary education versus 23% of Iraqi and 18% of Afghans.

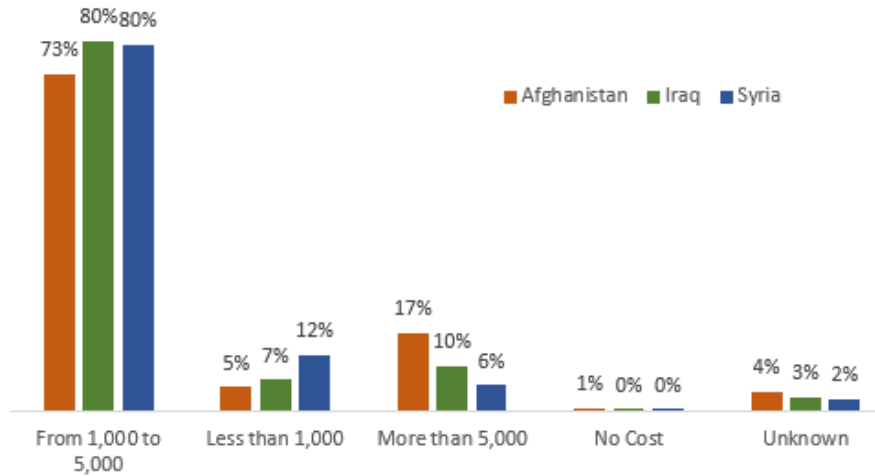
Education Levels and Nationality



Cost of Journey

Afghans comprise a larger proportion of individuals paying more than 5,000 USD on the journey, compared to other nationalities. **17% of Afghans reported paying more than 5,000 USD for the journey versus 10% of Iraqis and 6% of Syrians.**

Cost of Journey and Nationality

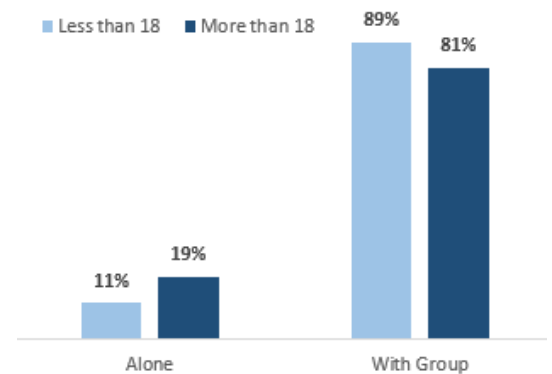


Children

Children tend to travel more with a group and with family members.

89% of children were travelling with a group, versus 81% of adults.

Children and Adults Travelling Alone or With a Group



	Alone	With Group	Row total
<18	43	351	394
	10.91%	89.09%	100%
> 18	1332	5871	7203
	18.60%	81.40%	100%
Chi Squared 32.446		p <0.001	

Children also tend to travel with family members, compared to adults.

68% of children were travelling with family members versus 57% of adults.

	Family	Non Family	Row Total
<18	269	82	351
	68.27%	20.81%	89.09%
>18	4101	1764	5865
	56.85%	24.45%	81.30%
Chi Squared 40.145		p <0.001	

Children seem to report paying larger amount of money for the journey. **16% of children reported paying more than 5,000 USD for the journey, compared to 9% of adults.**

Furthermore, **8% of children reported not knowing the estimated cost of their journey, compared to 3% of adults.**

	From 1,000 to 5,000	Less than 1,000	More than 5,000	No Cost	Unknown	Row Total
<18	258	38	62	3	33	394
	65.48%	9.65%	15.74%	0.76%	8.38%	100%
>18	5685	647	664	27	187	7210
	78.81%	8.97%	9.20%	0.37%	2.65%	100%
Chi Squared 74.254		p<0.001				

Syrian Nationals

Between 08 October 2015 and 8 March 2016, 3,662 respondents of Syrian nationality were surveyed in Greece, Croatia, FYROM, Slovenia, Serbia and Hungary. This constitutes **48% of the total number of individuals surveyed**.

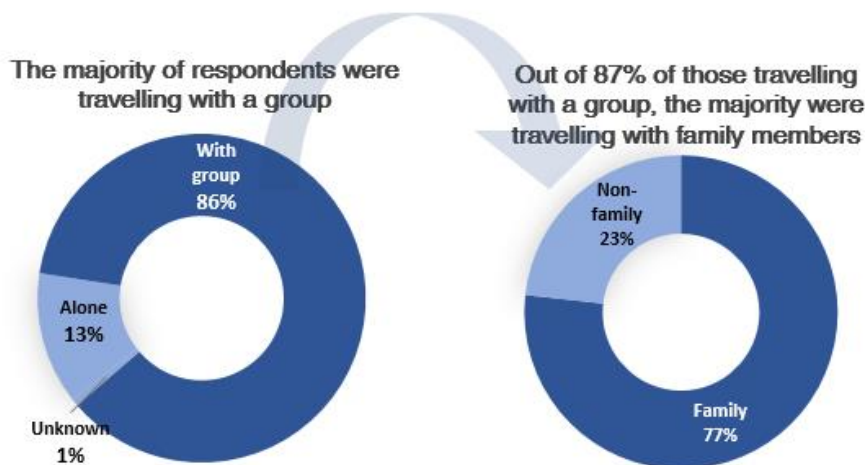
Syrian Respondents

- 3,662 interviews conducted with Syrian respondents (48% of total)
- 90% of Syrians reported departing from Syria
- 86% of Syrians reported travelling with a group

08 October 2015 - 8 March 2016

Demographics: Syrians

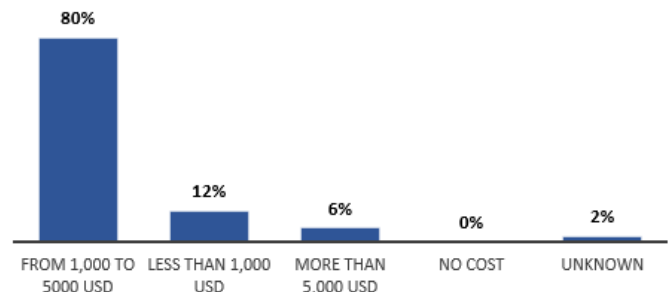
The average Syrian respondent was **28** years old. The majority of respondents were **male (75%)**. The majority of respondents (**86%**), were travelling with a group, while only **13%** reported travelling alone. Out of **86%** of individuals travelling with a group, **77%** reported travelling with **family**, while **23%** reported travelling with **non-family members**. Furthermore, out of **77%** of those who were travelling with family, **37%** reported travelling with **spouse and children**, **23%** reported travelling with **non first line relatives**, **12%** with **spouse**, and **11%** with **parents**. The remaining **17%** were travelling either with **children or siblings**.



Cost of Journey: Syrians

The predominant majority of the individuals (**80%**) reported the estimated cost of their journey **from 1,000 to 5,000 USD** per person, while **12%** reported paying **less than 1,000 USD** for the journey.

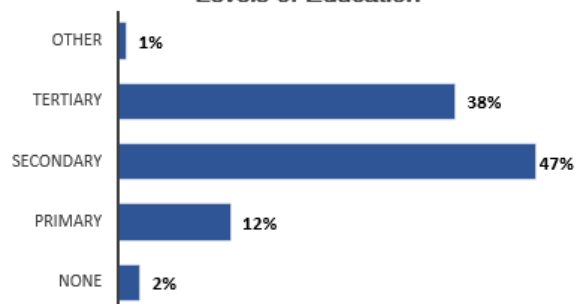
Percentage of individuals and amount of money spent of the journey



Levels of Education: Syrians

38% of respondents reported having obtained **tertiary education**, while **47%** reported having obtained a high school education, **12%** reported having obtained **primary school level education**, and **2%** reporting not having received any formal education.

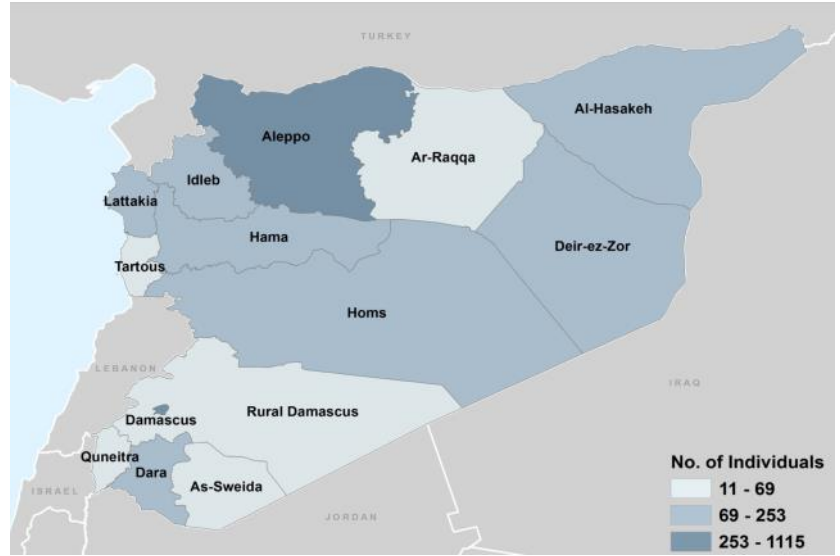
Levels of Education



Countries, Governorates of Departure and Transit Routes: Syrians

The majority of respondents (90%) reported leaving from Syria. Among those 90% Syrians, 30% reported departing from the governorate of Damascus, 20% from Aleppo, 7% from Homs, 5% from Al-Hasakeh and the remainder from other governorates within Syria.

The remaining 10% reported departing from other countries, notably Turkey (7%), Lebanon (2%), and Jordan (1%).



Governorates of departure within Syria



Transit routes of Syrian respondents

The majority of migrants and refugees travelled through the same or similar countries. This variable is affected by the locations where interviews took place.

66% of the respondents reported leaving from Syria travelled through Turkey, and Greece, followed by the Western Balkans. The average number of days for this route was **21 days**, with a median of **13 days**.

Another **17%** of respondents leaving from Syria travelled through Lebanon, Turkey, and Greece, followed by the Western Balkans. The average number of days for this route was **25 days**, with a median of **15 days**.

The majority of those Syrian respondents who departed from Turkey (**93%**) travelled to Greece and the Western Balkans. This trip took on average **6 days**, with a median of **5 days**.

Afghan Nationals

Between 8 October 2015 and 8 March 2016, **1,769** respondents of Afghan nationality were surveyed in Greece, Croatia, FYROM, Slovenia, and Hungary, which constitutes **23%** of the total number of individuals surveyed.

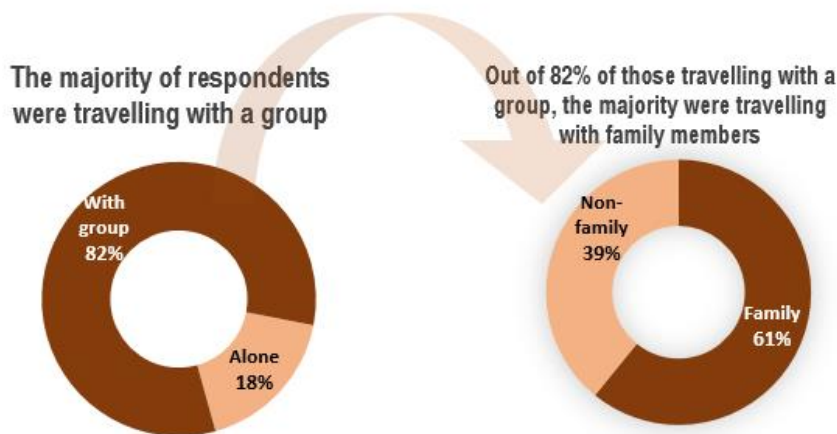
Afghan Respondents

- 1,769 interviews conducted with Afghan respondents (23% of total)
- 92% of Afghans reported departing from Afghanistan
- 82% of Afghans reported travelling with a group

08 October 2015 - 8 March 2016

Demographics: Afghans

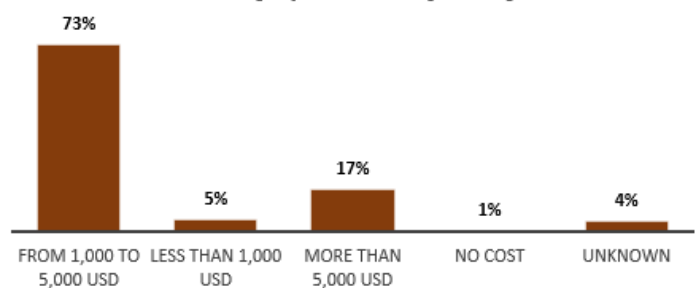
The average Afghan respondent was **24 years old**. The predominant majority of this sample was male (**88%**). The majority of Afghan respondents (**82%**) were travelling **with a group**, while **18%** reported **travelling alone**. Furthermore, out of 82% of the individuals travelling with a group, **61%** of respondents reported travelling **with family**, while **39%** reported travelling with non-family members. Furthermore, out of 61% of those who were travelling with family, **32%** reported travelling **with non first line relatives**, **30%** reported travelling **with spouse and children**, **14%** reported travelling with parents only, while **10%** reported travelling with a spouse only. The remaining 14% were travelling either with siblings or children.



Cost of Journey: Afghans

The predominant majority of the individuals (**73%**) reported the estimated cost of their journey **from 1,000 to 5,000 USD** per person, while **17%** reported paying **more than 5,000 USD** for the journey.

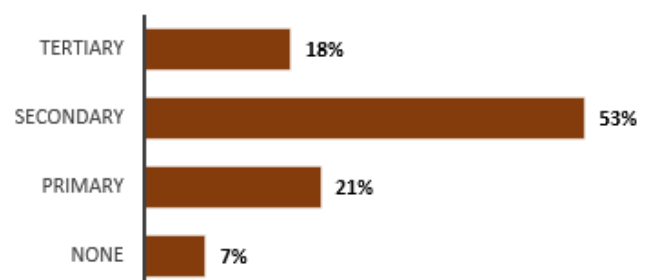
Percentage of individuals and amount of money spent of the journey



Levels of Education: Afghans

18% of Afghans reported having obtained **tertiary education**, against **53%** reported having obtained a **high school education**, **21%** reported having obtained a **primary school level education**, and **7%** reported not having received any formal education

Levels of Education



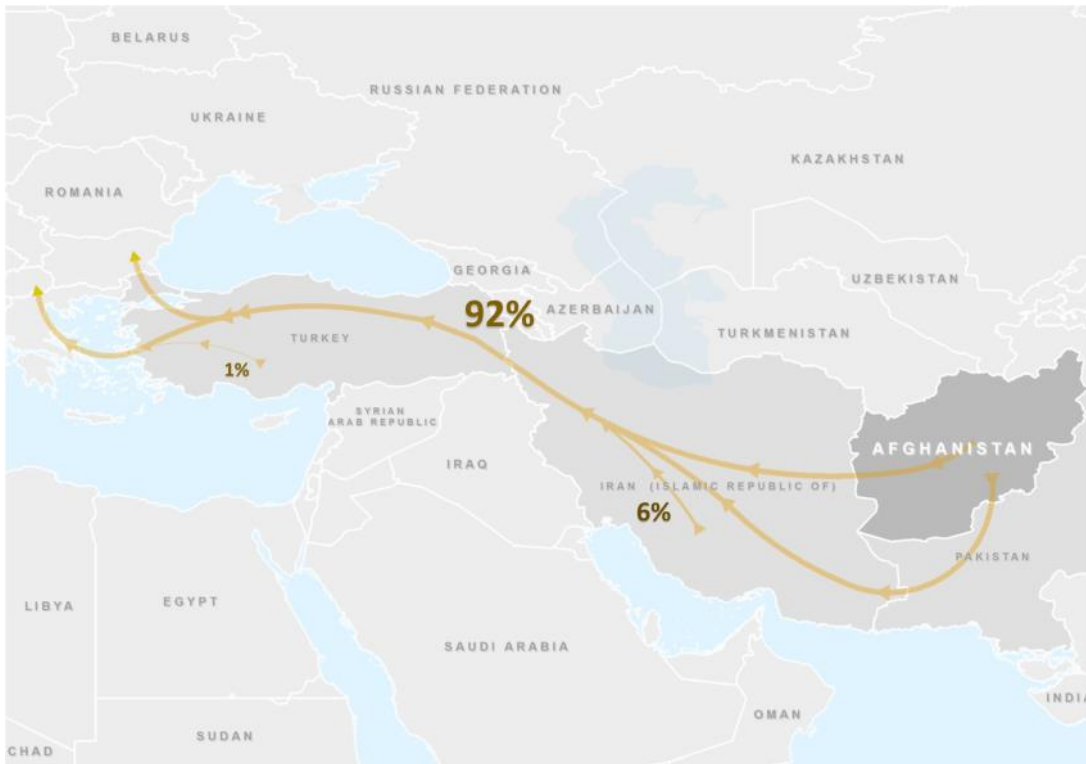
Countries, Provinces of Departure and Transit Routes: Afghans

The predominant majority of respondents (92%) reported departing from Afghanistan. Among those 92% Afghans, 28% reported departing from the province of Kabul, 9% from Hirat, 6% from Balkh, another 6% from Ghazni, and the remainder from other provinces within Afghanistan.

The other 8% reported departing from other countries, notably Iran (6%) and Turkey (1%).



Provinces of departure within Afghanistan



Transit routes of Afghan respondents

The majority of migrants and refugees travelled through the same or similar countries. This variable is affected by the locations where interviews took place.

57% of the respondents leaving from Afghanistan travelled through Iran, Turkey, and Greece, followed by the Western Balkans. The average number of days for this route was **26 days**, with a median of **22 days**.

Another 10% of respondents leaving from Afghanistan travelled through Pakistan, Iran, Turkey, Greece followed by the Western Balkans. The average number of days for this route was also **31 days**, with a median of **28 days**.

An alternative and popular route that respondents leaving from Afghanistan used went through Pakistan, Iran, Turkey, Bulgaria and the Western Balkans. **4%** of the respondents used this route. It took them an average of **41 days** to reach Europe, and a median of **32 days**.

Iraqi Nationals

Between 8 October 2015 and 8 March 2016, **1,364 respondents** of Iraqi nationality were surveyed in Greece, FYROM, Croatia, Slovenia and Hungary. Iraqis comprised **18% of the total number of Individuals surveyed**.

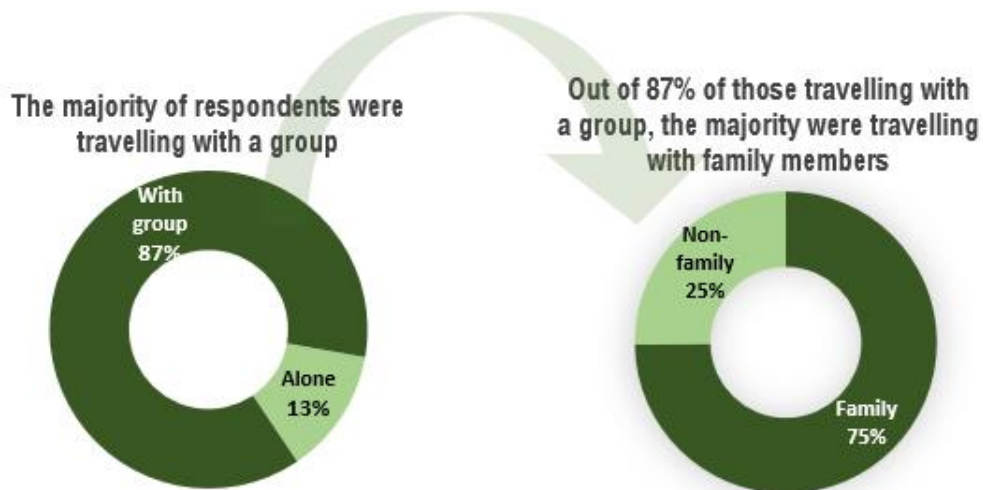
Iraqi Respondents

- 1,364 interviews conducted with Iraqi respondents (18% of total)
- 95% of Iraqis reported departing from Iraq
- 87% of Iraqis reported travelling with a group

08 October 2015 - 8 March 2016

Demographics: Iraqis

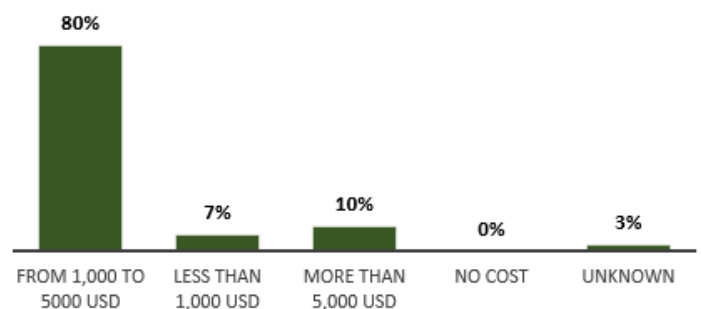
The average Iraqi respondent was **29 years old**. The predominant majority of respondents were male (**86%**). The majority of respondents (**87%**), were travelling with a group, while only **13%** reported travelling alone. Out of 89% of the respondents travelling with a group, **75%** reported travelling with a family, while **25%** reported travelling with non-family members.



Cost of Journey: Iraqis

The predominant majority of the individuals (**80%**) reported the estimated cost of their journey from **1,000 to 5,000 USD** per person, while **10%** reported paying more than **5,000 USD** for the journey.

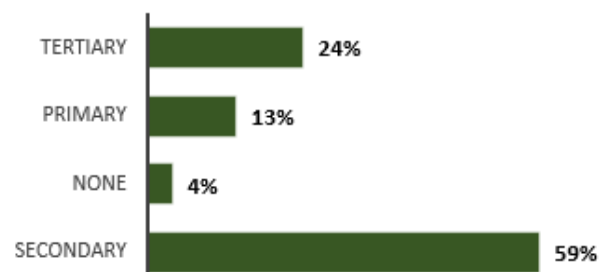
Percentage of individuals and amount of money spent of the journey



Levels of Education: Iraqis

24% of respondents reported having obtained tertiary education, while **59%** reported having obtained a **high school education**, **13%** reported having obtained a **primary school level education**, and **4%** reported not having received any formal education.

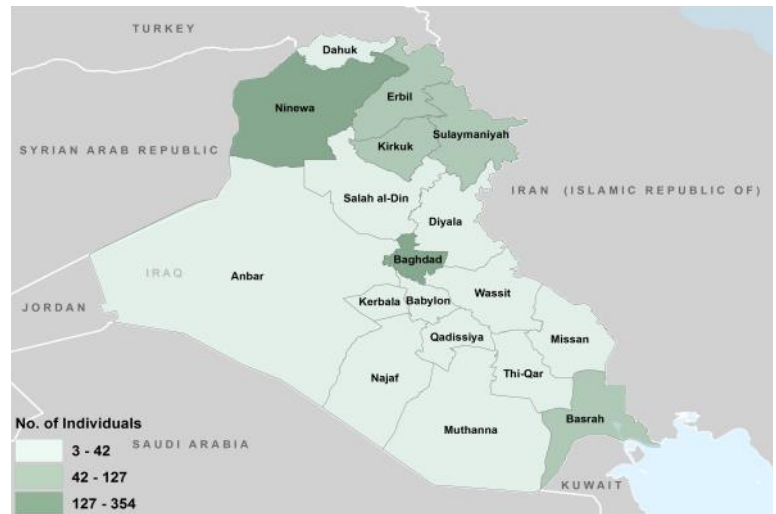
Levels of Education



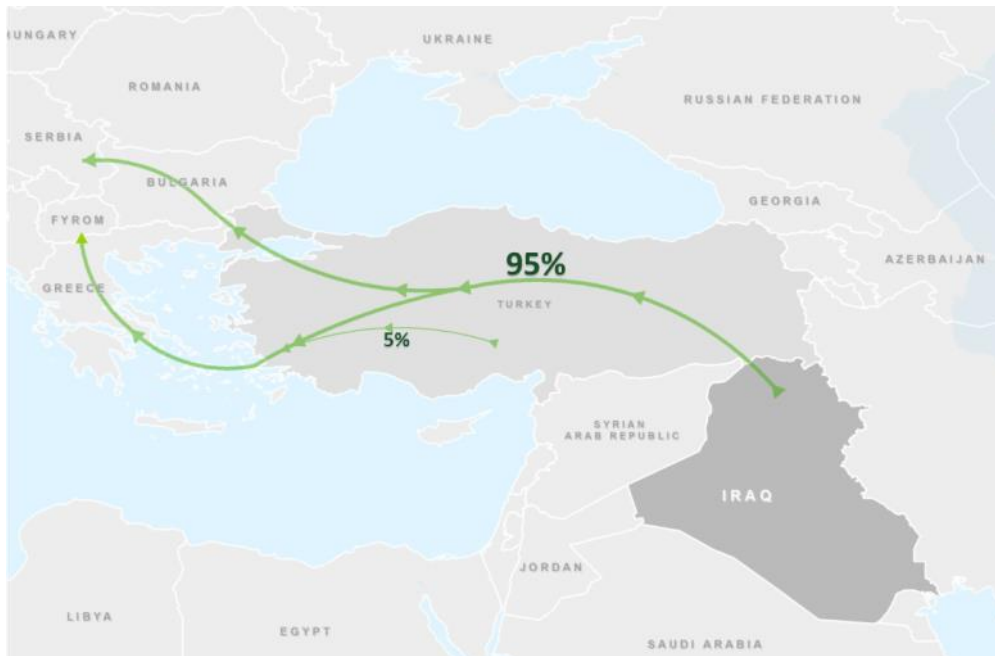
Countries, Governorates of Departure and Transit Routes: Iraqis

The majority of respondents (**95%**) reported leaving from Iraq. Among those **95%** Iraqis, **26%** reported departing from the governorate of **Baghdad**, **19%** from **Ninewa**, **9%** from **Sulaymaniyah**, **7%** from **Kirkuk** and the remainder from other governorates.

The remaining **5%** reported departing from other countries, notably **Turkey (4%)** and **Syria (1%)**.



Governorates of departure within Iraq



Transit routes of Iraqis respondents

The majority of migrants travelled through the same or similar countries. This variable is affected by the locations where interviews took place.

86% of the respondents leaving from Iraq travelled through Turkey, Greece, followed by the Western Balkans to reach Europe. The average number of days for this route was **17 days**, with a median of **13 days**.

Another **3%** of respondents leaving from Iraq travelled through Turkey, Bulgaria, followed by the Western Balkans. The average number of days for this route was also **24 days**, with a median of **21 days**.

The majority of respondents leaving directly from Turkey (**93%**) travelled directly to Greece and the Western Balkans. This trip took on average **9 days**, with a median of **5 days**.

Nationals from African Countries

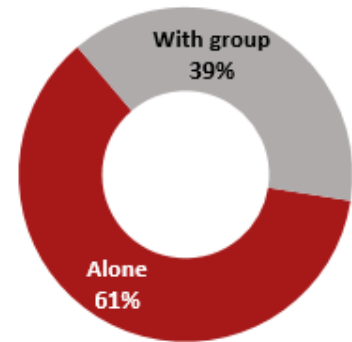
Between 8 October 2015 and 8 March 2016, **373 respondents** of African nationalities were surveyed in Greece, Croatia, Serbia, FYROM, Slovenia and Hungary. This constitutes **5%** of the total number of individuals surveyed. This group is analysed together due to the low numbers, rendering each separate national group from the continent statistically insignificant.

Demographics: Nationals from African Countries

The average African respondent was **27 years old**. The predominant majority of respondents were male (**96%**).

The majority of respondents (**61%**) were travelling **alone**, while **3%** reported travelling **with a group**.

The majority of respondents were travelling with a group

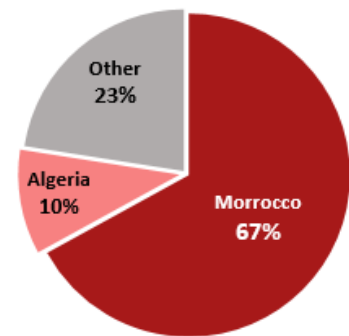


Countries of Departure: Nationals from African Countries

The majority of the respondents (**67%**) reported departing from **Morocco**, while **10%** reported departing from **Algeria**.

The remaining **23%** reported departing from **other countries**.

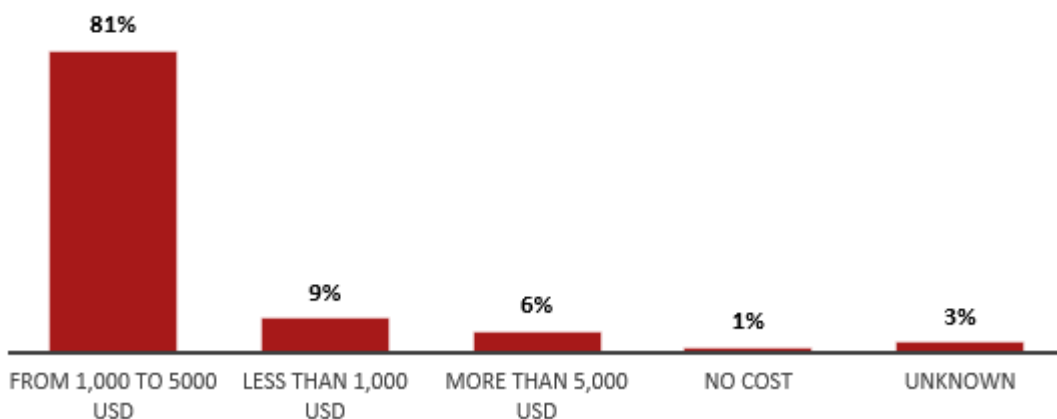
Country of Departure



Cost of Journey: Nationals from African Countries

The predominant majority of the individuals (**81%**) reported the estimated cost of their journey **from 1,000 to 5,000 USD** per person, while **19%** reported paying **less than 1,000 USD** for the journey.

Percentage of individuals and amount of money spent of the journey



Questions: flow monitoring survey English		أسئلة: مسح مراقبة التدفق (عربي)	
1. Have you already participated in this survey?		هل سبق لك المشاركة في هذه الدراسة؟	
a. Yes	b. No	ب. لا	أ. نعم
1.1 If yes, specify country	1.2 Location	إذا كانت الاجابة نعم , حدد البلد / المكان / الموقع	
2. Nationality		الجنسية	
3. Sex		الجنس	
a. Male	b. Female	ب. انثى	أ. ذكر
4. Age		العمر	
5. Level of education		مستوى التعليم	
a. None	b. Primary	ج.دراسة ثانوية	أ. غير متعلم
c. Secondary	d. Tertiary	د.دراسة عليا (فوق الثانوية)	ب.دراسة ابتدائية
6.1 Who are you travelling with?		مع من تسافر؟	
a. Alone	b. With a group	ب.مع مجموعة	أ.لوحدي
6.2 If with a group		إذا كانت الاجابة (مع مجموعة)	
a. Non-family/non-relatives	b. Family/relatives	من الاقارب /العائلة	من غير الاقارب
6.3 If with family/relatives		إذا كانت الاجابة مع الاقارب	
a. With spouse and children	b. With spouse only	مع الزوجة فقط	مع الزوجة والابناء
c. With children only	d. With parent only	مع الوالدين (او احدهما)	مع الابناء فقط
e. With other relatives (non first line)			اقارب اخرين
7. From where did you depart? (usual residence before departure)		مكان الإقامة قبل المغادرة- من اين قدمت؟ (تحديد المنطقة او المدينة)	
7.1 Country	7.2 Location	المكان / الموقع	البلد
7.3. If country of departure (usual residence) is different than country/nationality of origin please specify how long did you stay in country of departure (usual residence)		إذا كانت بلد المغادرة (عادة بلد الإقامة) مختلفة عن البلد/الجنسية الاصلية. من فضلك حدد المدة التي قضيتها في بلد المغادرة (عادة بلد الإقامة)	
a. 1 – 2 years	b. 2 – 3 years	من سنتين الى 3 سنين	من سنة الى سنتين
c. more than 3 years			اكثر من 3 سنين
8. Did you stay in a Refugee (or been registered as refugee) or IDP camp more than one month before departure?		هل سبق لك الإقامة في مخيم للاجئين او للنازحين لفترة تزيد على شهر قبل مغادرتك؟	
a. Yes	b. No	ب. لا	أ. نعم
9. Why did you leave?		لماذا قررت المغادرة؟	
a. Natural disasters			أ.بسبب كوارث طبيعية
b. War/conflict/insecurity/political reasons			ب.حروب /نزاعات/انعدام الامن/اسباب سياسية.
c. Economic reasons			ج.اسباب اقتصادية.
d. Limited access to basic services			د.وصول محدود للخدمات الاساسية
e. Limited access to humanitarian services			ز.وصول محدود للخدمات الانسانية
e. Other			و.اخرى
10. When did you leave?		متى غادرت؟	
a. Less than 2 weeks ago	b. Between 2 weeks and 3 months ago	بين اسبوعين الى ثلاثة اشهر	قبل اقل من اسبوعين
c. Between 3 and 6 months ago	d. More than 6 months ago	منذ اكثر من ستة اشهر	بين ثلاثة الى ستة اشهر
e. Unknown			لا اعرف

11. What are the three main transit places where you spent the longest period? (from the most recent to the oldest)		ما هي اماكن العبور (الاقامة الوقتية) الثلاثة الرئيسية التي قضيت فيها اغلب الوقت اثناء الرحلة (حسب التسلسل الزمني الاحداث فالاقدم)	
11.1.1 COUNTRY 1	11.1.2 Location	المكان / الموقع	البلد 1
11.1.3 Departure date (Year/Month/Day)		تاريخ المغادرة (اليوم/الشهر/السنة)	
11.1.4 Number of days spent in the transit country		عدد الايام التي قضيتها في بلد المرور	
11.1.5 Main mode of transport to leave the country		وسيلة التنقل المستخدمة لمغادرة البلد	
a. Walk	b. Boat	زورق	المشي على الاقدام
c. Land (vehicle or train)	d. Air	جوا	برا باستخدام واسطة نقل (سيارة, باص, قطار)
11.2.1 COUNTRY 2	11.2.2 Location	البلد 2 المكان / الموقع	
11.2.3 Departure date (Year/Month/Day)		تاريخ المغادرة (اليوم/الشهر/السنة)	
11.2.4 Number of days spent in the transit country		عدد الايام التي قضيتها في بلد المرور	
11.2.5 Main mode of transport to leave the country		وسيلة التنقل المستخدمة لمغادرة البلد	
a. Walk	b. Boat	زورق	المشي على الاقدام
c. Land (vehicle or train)	d. Air	جوا	برا باستخدام واسطة نقل (سيارة, باص, قطار)
11.3.1 COUNTRY 3	11.3.2 Location	البلد 3 المكان / الموقع	
11.3.3 Departure date (Year/Month/Day)		تاريخ المغادرة (اليوم/الشهر/السنة)	
11.3.4 Number of days spent in the transit country		عدد الايام التي قضيتها في بلد المرور	
11.3.5 Main mode of transport to leave the country		وسيلة التنقل المستخدمة لمغادرة البلد	
a. Walk	b. Boat	زورق	المشي على الاقدام
c. Land (vehicle or train)	d. Air	جوا	برا باستخدام واسطة نقل (سيارة, باص, قطار)
12. Cost of journey		كلفة الرحلة لحد الآن	
a. No cost		أ. لا يوجد كلفة	
b. Less than 1,000 USD		ب. اقل من 1000 دولار اميركي	
c. Between 1,000 and 5,000 USD		ج. بين 1000 و 5000 دولار اميركي.	
d. More than 5,000 USD		د. اكثر من 5000 دولار اميركي	
e. Unknown		لا اعرف	
13. Intended country of destination		البلد الذي تنوي الوصول والبقاء فيه	
14. Do you have any relatives/family members at country of destination?		هل لديك اقارب او احد من افراد العائلة في ذلك البلد ؟	
a. Yes, first line (spouse, parent, children)		أ. نعم لدي اقارب من الدرجة الاولى (زوجة , الوالدين , الابناء)	
b. Yes, non-first line		ب. نعم لدي اقارب ولكن ليس من الدرجة الاولى	
c. No		ج. لا ليس لدي اقارب.	
15. If you have relatives when did they arrived to the country of destination?		اذا كان لديك اقارب في البلد الذي تنوي الذهاب اليه : متى وصلوا الى ذلك البلد؟	
a. Less than 6 months ago	b. 6 months to 1 year ago	ب. منذ ستة اشهر - سنة واحدة	أ. منذ اقل من ستة اشهر
c. More than 1 year ago	c. Unknown	د. لا اعرف	ج. منذ اكثر من سنة
16. Comments		ملاحظات	

Flow Monitoring Survey (FMS). Please write legibly in the ANSWERING SHEET. This FORM is prepared in languages that respondent can read and point the right answer.