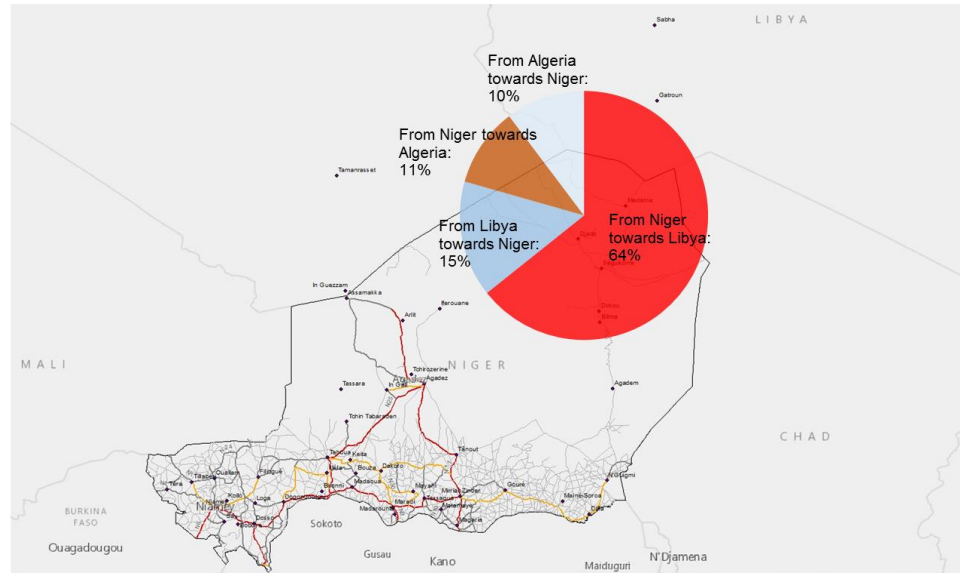


### Proportion of recorded migrant flows by destination

The majority of migrants recorded by the two flow monitoring points are recorded going from Niger to Libya (estimated 51 225 individuals or 64%). Migrants on this route tend to be young men from English speaking West African countries who intend to go towards Europe.

An estimated 12 025 migrants (15%) came into Niger from Libya. This group is majoritarily Nigerien but includes Nigerians and Malians.

21% of migrants are recorded to be travelling between Niger and Algeria. These migrants more commonly work in the gold mines in the north of Niger.

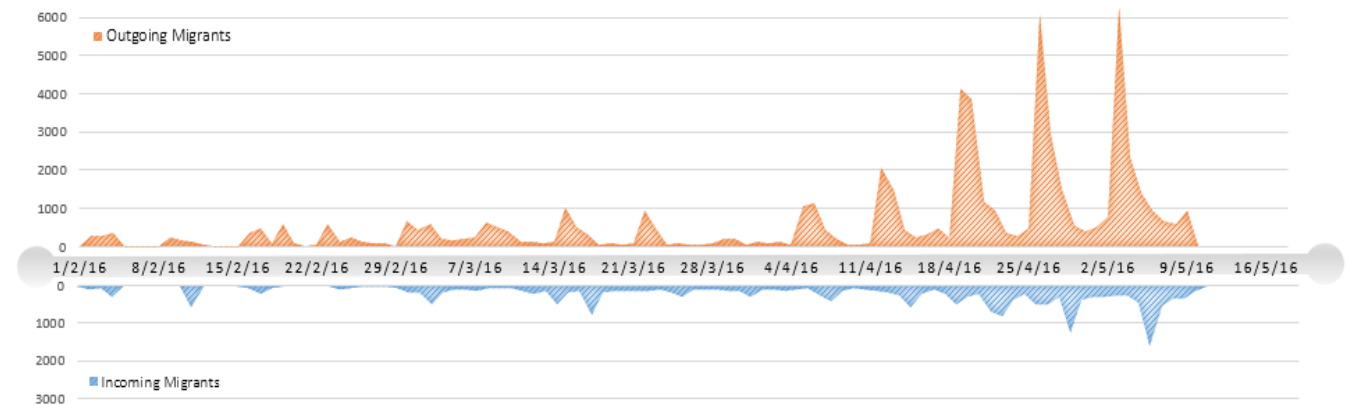


The past three weeks have had outgoing migrant flows of over 10 000 individuals, mainly towards Libya. There has also been an increase in the incoming number of migrants, with over 3000 migrants coming into Niger per week. The weekly average for outgoing migrants is 4244 migrants/week, evidently below the current weekly trend. While there has been an increase in the incoming and outgoing flows as evidenced by the graph below it remains to be seen whether this relatively sudden increase will remain constant. The average number of incoming migrants is 1439 migrants/week.

The main nationalities recorded are migrants from Niger (36%), Nigeria (22%), Senegal (10%) and Gambia (8%). The demography of men and women continues to remain stable with women representing 8% of all recorded migrants. Over 2000 minors have been identified in the migratory flows during the past 3 months of data collection.

Temperatures in the Agadez region are between 40 and 50°Celsius during this season making travelling migrants more susceptible to heat exhaustion, dehydration or death should their vehicle/s break down while in between inhabited locations in the desert.

### Evolution of outgoing and incoming flows over the period of data collection



Average n° of migrants in outgoing flow (weekly)	4244
Average n° of migrants in incoming flow (weekly)	1439

Demography							
Outgoing men		Outgoing Women		Incoming Men		Incoming Women	
69%	54,877	6%	4,555	24%	18,943	2%	1,288

### FUNDING

Data collection at the flow monitoring points is made possible by funding from the European Union and the Department for International Development (DFID).





# WEEKLY STATISTICAL REPORT

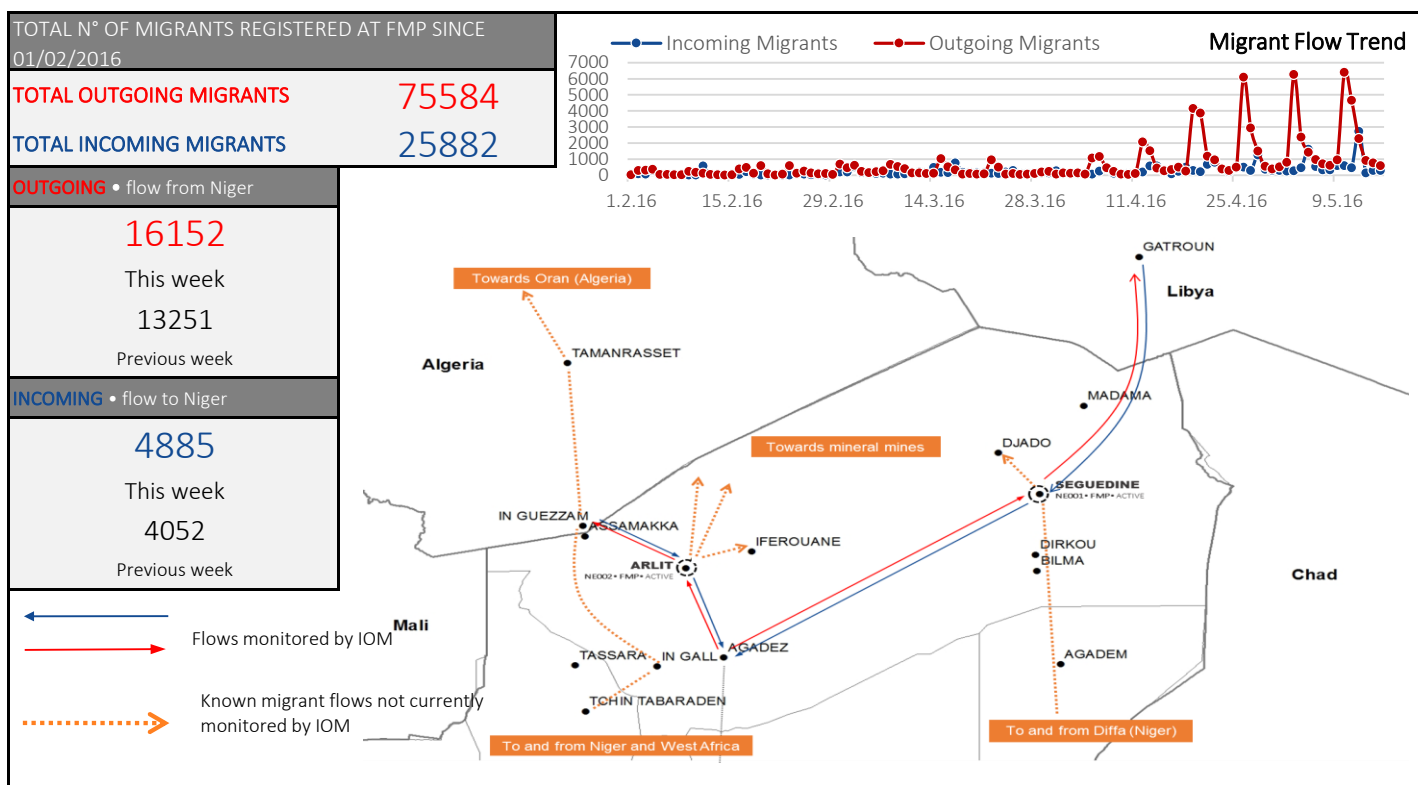
## NIGER Flow Monitoring Points (FMP)

Reporting period:

10 May 2016

16 May 2016

Flow monitoring points are placed at known migrant passing points along the Niger migratory route. Data is collected daily at FMPs to inform migrant movements and profiles. The data collected provides a snapshot of migrant movements through the region. The numbers are collected from primary sources and do not claim to reflect all migrants passing through the flow monitoring points.

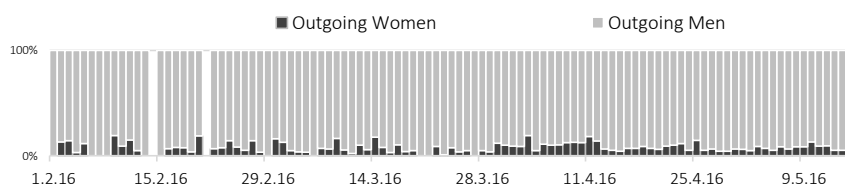


### OUTGOING FLOW

OUTGOING ROUTES			This week	Previous week*	MAIN NATIONALITIES	
Agadez →	Séguédine →	Gatroun	14976	11942	This Week	Previous week
Agadez →	Arlit →	Assamaka/In Guezzam	1176	1309	1	Gambia 1 Niger
Tchintabarden →	In Gall →	Assamaka/In Guezzam	Unknown	Unknown	2	Senegal 2 Nigeria
<b>Total</b>			<b>16152</b>	<b>13251</b>	3	Niger 3 Gambia

Demographics during the reporting period

MEN	14511
WOMEN	1641

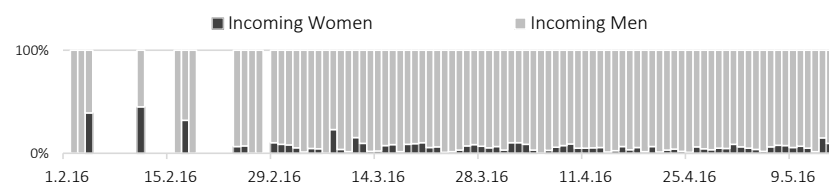


### INCOMING FLOW

INCOMING ROUTES			This week	Previous week*	MAIN NATIONALITIES	
Gatroun →	Séguédine →	Agadez	3976	3245	This Week	Previous week
Assamaka/In Guezzam →	Arlit →	Agadez	909	807	1	Niger 1 Niger
Assamaka/In Guezzam →	In Gall →	Tchintabarden	Unknown	Unknown	2	Mali 2 Nigeria
<b>Total</b>			<b>4885</b>	<b>4052</b>	3	Guinée Bissau 3 Mali

Demographics during the reporting period

MEN	4671
WOMEN	214



### NOTES & SOURCES

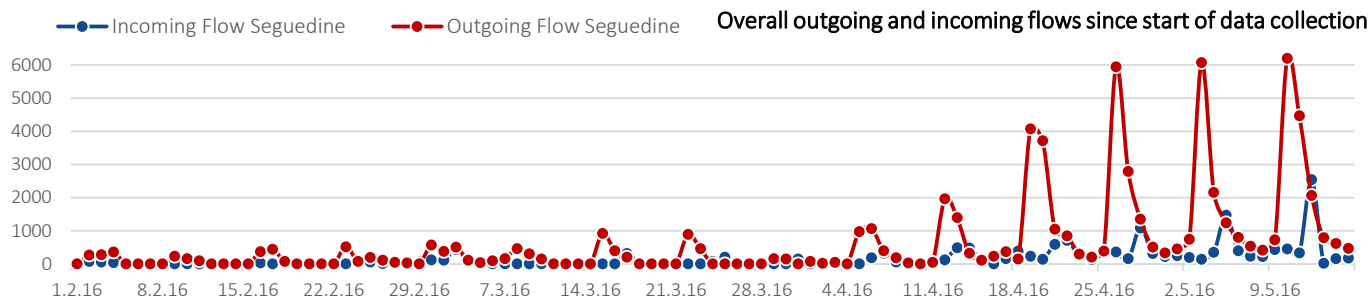
\* The report has been consolidated with the latest information verified hence differences with previous reports may arise.

\*\* Sources include authorities, civil society and direct observation/interviews with passing migrants. As such nationality numbers are not independently verifiable and are not included.

### SEGUEDINE - FLOW MONITORING POINT 1

Route used to and from Séguédine:

Agadez (Niger)	↔	Séguédine(Niger)	↔	Gatroun (Libya)
Diffa(Niger)	↔	Séguédine(Niger)	↔	Gatroun (Libya)



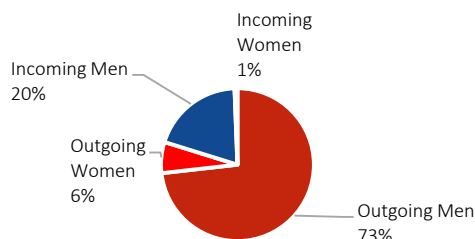
Total number of migrants transiting through Séguédine FMP	82,968
Total incoming	16,767
Total outgoing	66,201

Main nationalities \* recorded at FMP during data collection period

Séguédine

Outflow		Inflow	
1 Nigeria	26%	Niger	86%
2 Senegal	21%	Nigeria	6%
3 Gambia	20%	Mali	4%
4 Niger	18%	Burkina Faso	2%
5 Côte d'Ivoire	5%	Ghana	1%

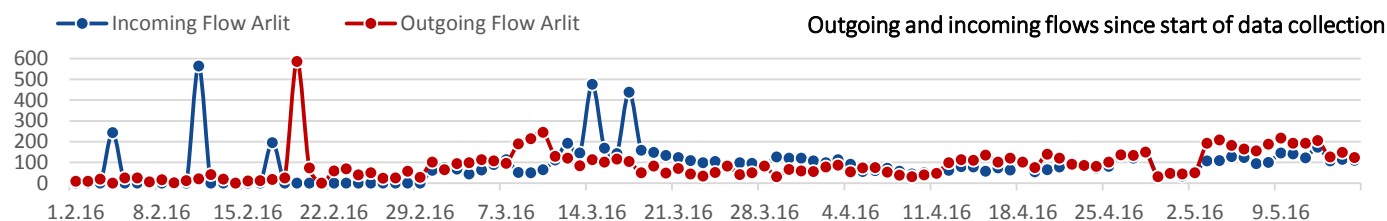
Proportion of men and women in Séguédine flow



### ARLIT - FLOW MONITORING POINT 2

Route used to and from Arlit:

Agadez (Niger)	↔	Arlit (Niger)	↔	Assamaka (Niger)
Tchintabaraden (Niger)	↔	In Gall (Niger)	↔	Assamaka (Niger)



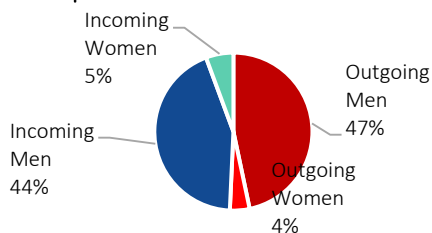
Total number of migrants transiting through Arlit FMP	18,498
Total incoming	9,383
Total outgoing	9,115

Main nationalities \* recorded at FMP during data collection period

Arlit

Outflow		Inflow	
1 Niger	35%	Niger	38%
2 Mali	13%	Mali	12%
3 Cameroun	11%	Cameroun	8%
4 Burkina Faso	10%	Burkina Faso	7%
5 Guinee Bissau	7%	Gambia	6%

Proportion of men and women in Arlit flow



**\*METHODOLOGY:** Sources include authorities and direct observation/interviews with passing migrants. Nationality numbers are gathered through estimation based on information given by migrants themselves and the drivers of the vehicles and **should be treated as estimations/approximations only.**

### Flux hebdomadaires entrants et sortants

Dates		Flux Sortant	Flux Entrant
01/02/2016	06/02/2016	986	416
07/02/2016	14/02/2016	604	564
15/02/2016	23/02/2016	2267	281
24/02/2016	29/02/2016	674	227
01/03/2016	07/03/2016	2537	1320
08/03/2016	14/03/2016	2012	1095
15/03/2016	21/03/2016	2103	1625
22/03/2016	28/03/2016	1740	963
29/03/2016	04/04/2016	895	927
05/04/2016	11/04/2016	3063	1069
12/04/2016	18/04/2016	5330	2288
19/04/2016	25/04/2016	11259	3001
26/04/2016	02/05/2016	12711	3169
03/05/2016	09/05/2016	13251	4052
10/05/2016	16/05/2016	16152	4885

Les tendances hebdomadaires peuvent fluctuer selon les conditions sécuritaires dans la région, le climat politique au Niger et dans les pays alentours, la présence des migrants aux points de monitoring des flux, la disponibilité des transports et d'opportunités pour les migrants sur la route migratoire. Pour des analyses plus détaillées prière de se référer au rapport trimestriel.

### Nombre de migrants par flux

Flux	N° de migrants	% du total des flux
Niger to Libya	66201	65%
Libya to Niger	16767	17%
Niger to Algeria	9383	9%
Algeria to Niger	9115	9%
<b>Total</b>	<b>101466</b>	

Mis à jour: 16/05/2016

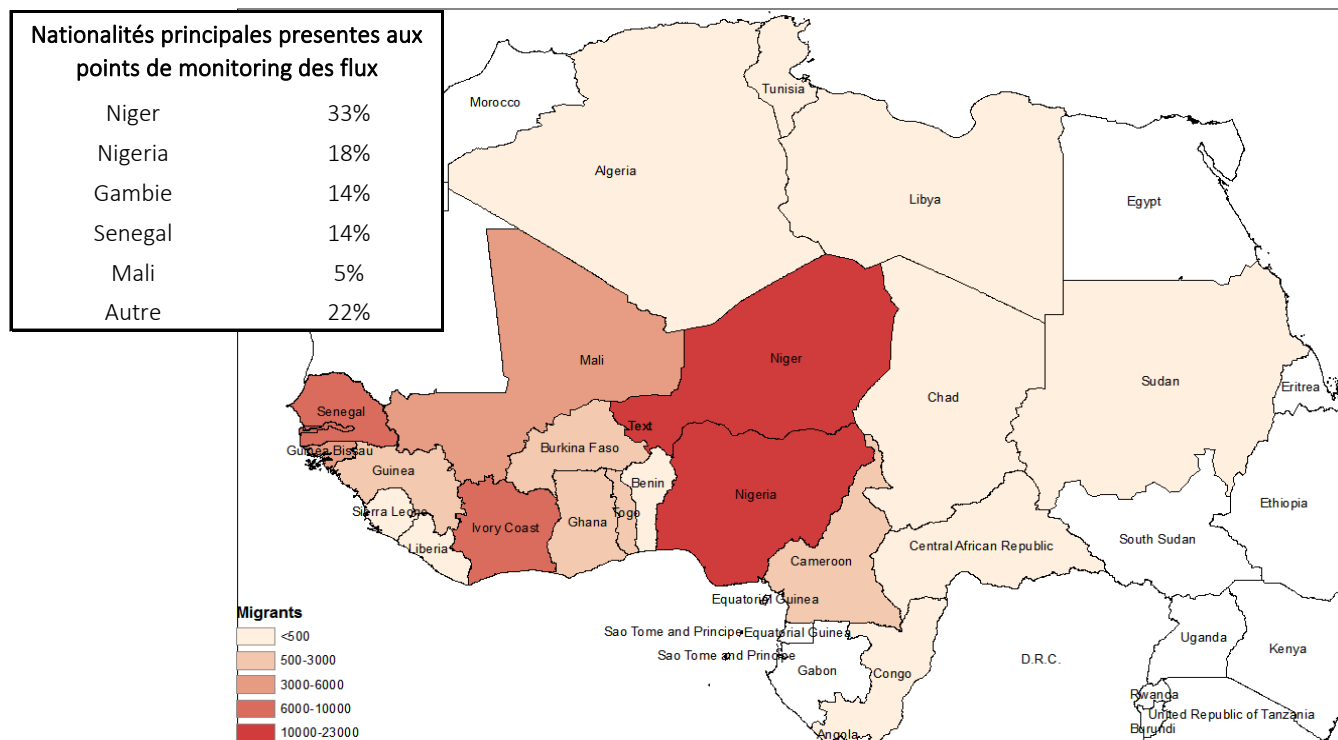
### Moyenne hebdomadaire de nombre de migrants par flux

From Niger to Algeria	626
From Algeria to Niger	608
From Niger to Libya	4413
From Libya to Niger	1118

### Démographie

Hommes sortants		Femmes sortantes		Hommes entrants		Femmes entrantes	
68%	69,388	6%	6,196	24%	24,339	2%	1,543

### Nationalités enregistrées dans les flux migratoires représentées par pays

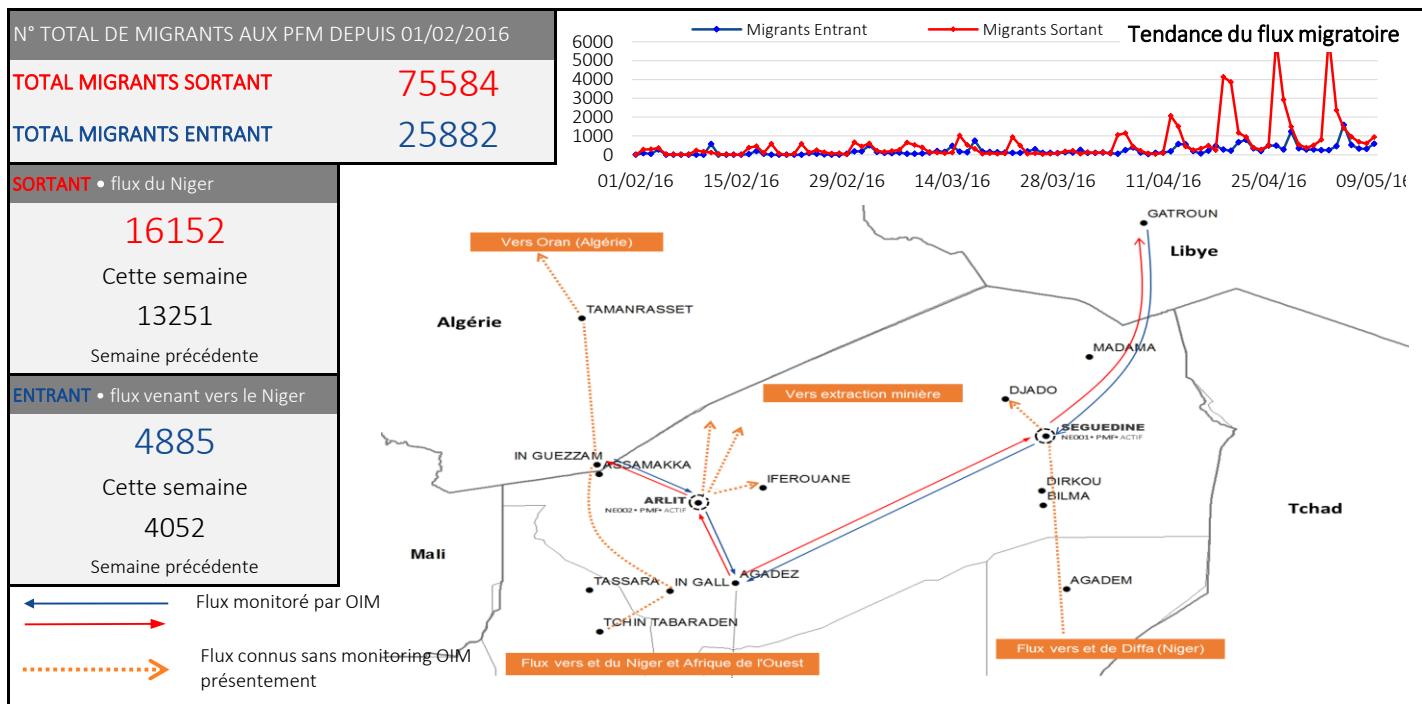


### FINANCEMENTS

La collecte des données aux points de monitoring des flux est financée par l'Union Européenne et le Ministère Britannique pour le Développement International (DFID).



Les points de monitoring des flux sont placés dans des endroits de passages sur la route migratoire du Niger. Les données sont collectés chaque jour dans les PMF pour informer les mouvements et profils migratoires et offrir une aperçu des mouvements migratoires dans la région. Les données proviennent sources primaires et ne prétendent pas refléter tous les passages de migrants à travers les points de monitoring des flux.

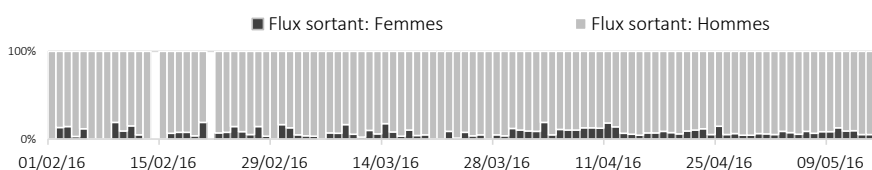


### FLUX SORTANT

ROUTES DE SORTIE	Cette semaine	Semaine précédente*	NATIONALITES PRINCIPALES	
Agadez → Séguédine → Gatroun	14976	11942	Cette Semaine	Semaine Précédente
Agadez → Arlit → Assamaka/In Guezzam	1176	1309	1 Gambie	1 Niger
Tchintabarden → In Gall → Assamaka/In Guezzam	Inconnu	Inconnu	2 Senegal	2 Nigeria
<b>Total</b>	<b>16152</b>	<b>13251</b>	3 Niger	3 Gambie

Démographie pendant la période de référence

HOMMES	14511
FEMMES	1641

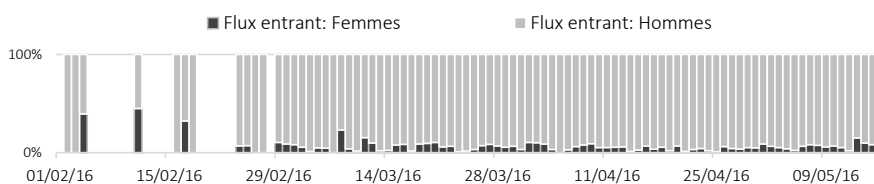


### FLUX ENTRANT

ROUTES D'ENTREES	Cette semaine	Semaine précédente*	NATIONALITES PRINCIPALES	
Gatroun → Séguédine → Agadez	3976	3245	Cette Semaine	Semaine Précédente
Assamaka/In Guezzam → Arlit → Agadez	909	807	1 Niger	1 Niger
Assamaka/In Guezzam → In Gall → Tchintabarden	Inconnu	Inconnu	2 Mali	2 Nigeria
<b>Total</b>	<b>4885</b>	<b>4052</b>	3 Guinée Bissau	3 Ghana

Démographie pendant la période de référence

HOMMES	4671
FEMMES	214



### NOTES & SOURCES

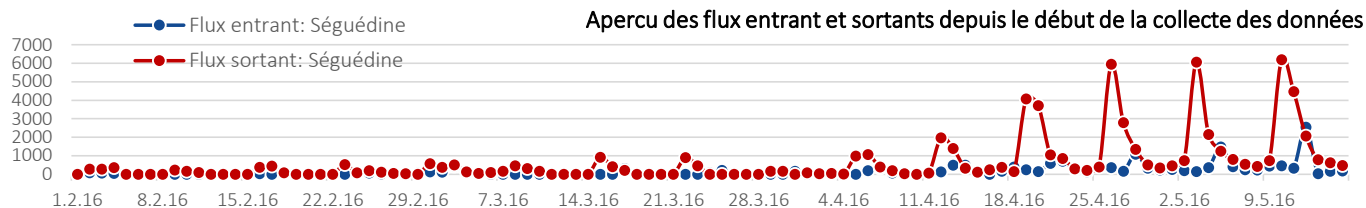
\* Ce rapport a été consolidé à partir des dernières informations vérifiées donc des différences avec les rapports précédents peuvent survenir.

\*\* Les sources incluent les autorités, la société civile et principalement l'observation/entretiens directs avec des migrants. De ce fait les données quantitatives sur les nationalités ne sont pas indépendamment vérifiable et donc ne sont pas incluses.

### SEGUEDINE - POINT DE MONITORING DES FLUX 1

#### Route utilisé de et vers Séguédine

Agadez (Niger)	↔	Séguédine(Niger)	↔	Gatroun (Libye)
Diffa(Niger)	↔	Séguédine(Niger)	↔	Gatroun (Libye)



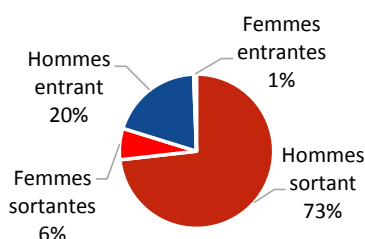
Nombre total des migrants transitant par Séguédine	82,968
Total sortant	16,767
Total entrant	66,201

#### Nationalités principales\* enregistrées au PMF pendant la période de collecte de données

Séguédine

	Flux sortant		Flux entrant
1	Nigeria 26%	Niger	86%
2	Senegal 21%	Nigeria	6%
3	Gambie 20%	Mali	4%
4	Niger 18%	Burkina Faso	2%
5	Côte d'Ivoire 5%	Ghana	1%

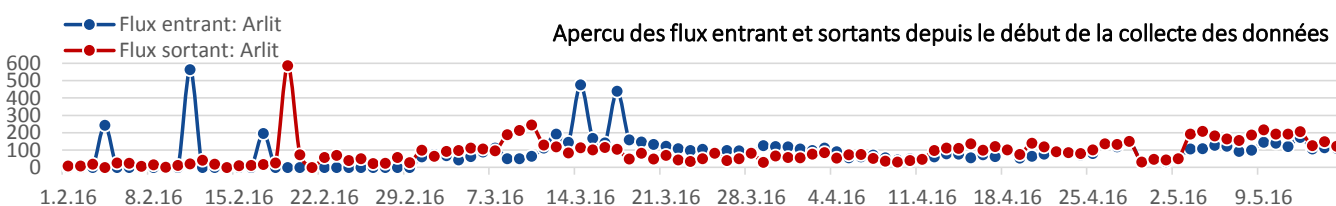
#### Proportion d'hommes et femmes dans le flux de Séguédine



### ARLIT - POINT DE MONITORING DES FLUX 2

#### Routes utilisées de et vers Arlit:

Agadez (Niger)	↔	Arlit (Niger)	↔	Assamaka (Niger)
Tchintabaraden (Niger)	↔	In Gall (Niger)	↔	Assamaka (Niger)



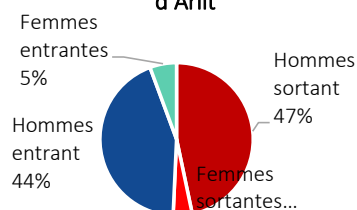
Nombre total des migrants transitant par Arlit	18,498
Total sortant	9,383
Total entrant	9,115

#### Nationalités principales\* enregistrées au PMF pendant la période de collecte de données

Arlit

	Flux sortant		Flux entrant
1	Niger 35%	Niger	38%
2	Mali 13%	Nigeria	12%
3	Cameroun 11%	Gambie	8%
4	Burkina Faso 10%	Senegal	7%
5	Gambie 7%	Mali	6%

#### Proportion d'hommes et femmes dans le flux d'Arlit



\*METHODOLOGIE: Les sources incluent les autorités et des observations directes/entretiens avec des migrants en route. Les données quantitatives sur les nationalités sont basées sur des informations données par les migrants et les chauffeurs de convois et doivent impérativement être utilisées comme estimations ou approximations.