

April 2023

Publication Date: June 10, 2023

## OVERVIEW

In April 2023, a total of 41,787 movements were observed across five of Ethiopia's flow monitoring points (FMPs)\*. This represents a 14% increase in daily average movements in comparison with March 2023 when an average of 1,221 movements per day were observed.

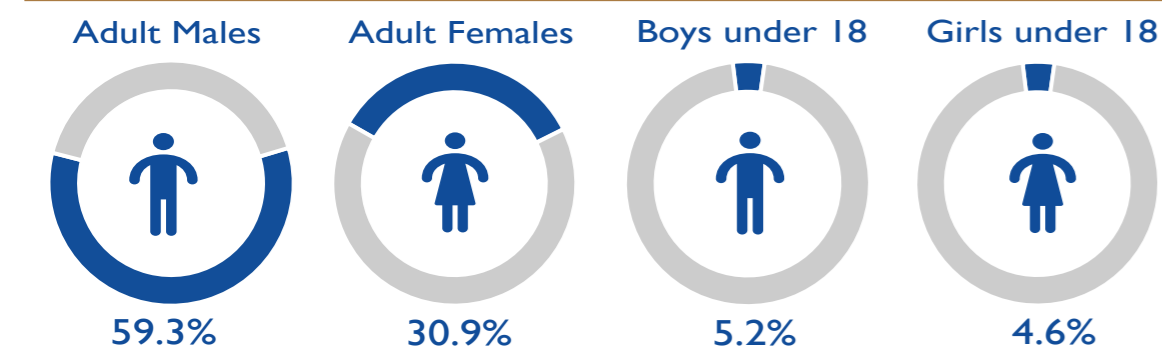
Outgoing movements (63.3%) during April have shown a significant decrease while incoming movements (36.7%) have increased compared to the previous month mainly due to increased incoming flows at the Metema point due to the crisis in neighboring Sudan. A total of 26,465 outgoing movements were observed of which 11,258 (42.5%) were heading towards Saudi Arabia, 5,867 (22.2%) were going to Kenya, 2,755 (10.4%) were travelling towards Djibouti, 2,605 (9.8%) to Somalia, 974 (3.7%) intended to reach Yemen, 775 (2.9%) headed to South Africa, 365 (1.4%) to Sudan, and 355 (1.3%) to the United Arab Emirates while remaining movements were travelling to several Middle Eastern, Southern Africa, European and North American countries.

At the same time, 15,322 incoming movements were observed, of which 10,674 (69.7%) had originated from Sudan mainly fleeing the conflict that started on 15 April, while 1,950 (12.7%) came from Djibouti, 1,447 (9.4%) from Kenya, 1,142 (7.5%) movements from Somalia, and the remaining from Yemen, Saudi Arabia, South Africa, Uganda and Egypt. Most of these were Ethiopian nationals who were likely returning home (28% from Sudan and 30% from other countries) followed by Sudanese nationals (10%) and Turkish nationals (10%).

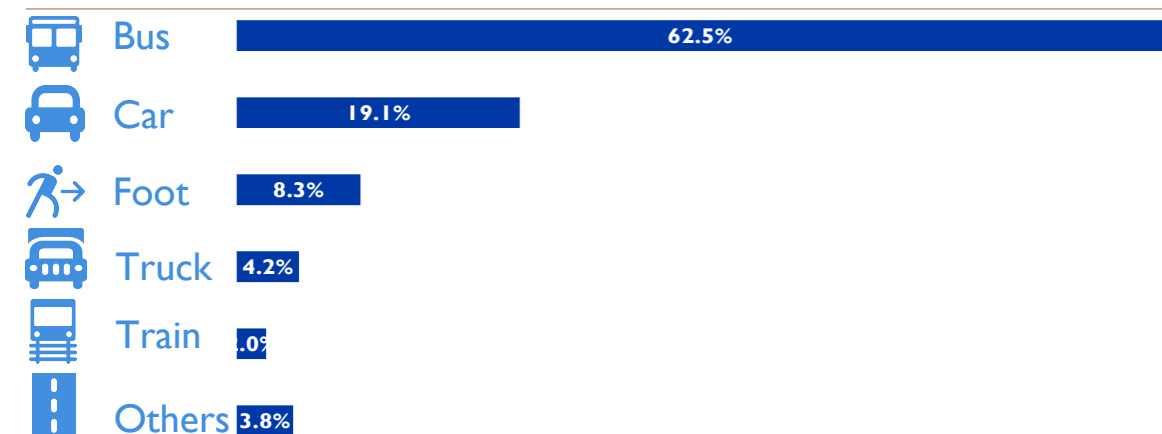
In April 2023, there was a 10% monthly increase in movement compared to the preceding month with a daily average of 1,393 movements across all FMPs. The increase in movement can be largely attributed to the inflows via Metema due to the crisis in Sudan. As a result, movement due to conflict has increased significantly (+75%) while movement due to other reasons has shown a slight decrease compared to the previous month.

DTM flow monitoring has recorded 9,264 arrivals fleeing the conflict from Sudan to Ethiopia through the Metema FMP between 21 and 30 April. The conflict in Sudan started on 15 April, but the first arrival fleeing the conflict was recorded on the 21 of April. The majority (30%) of the arrivals from Sudan are Ethiopian nationals returning home followed by other nationalities fleeing for safety, including nationals from the Republic of Türkiye (16%), Sudan (15%), Somalia (10%) and Eritrea (7%).

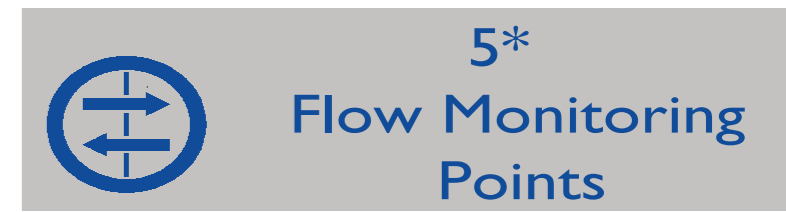
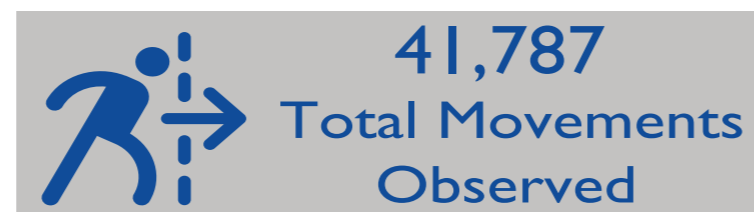
## DEMOGRAPHICS



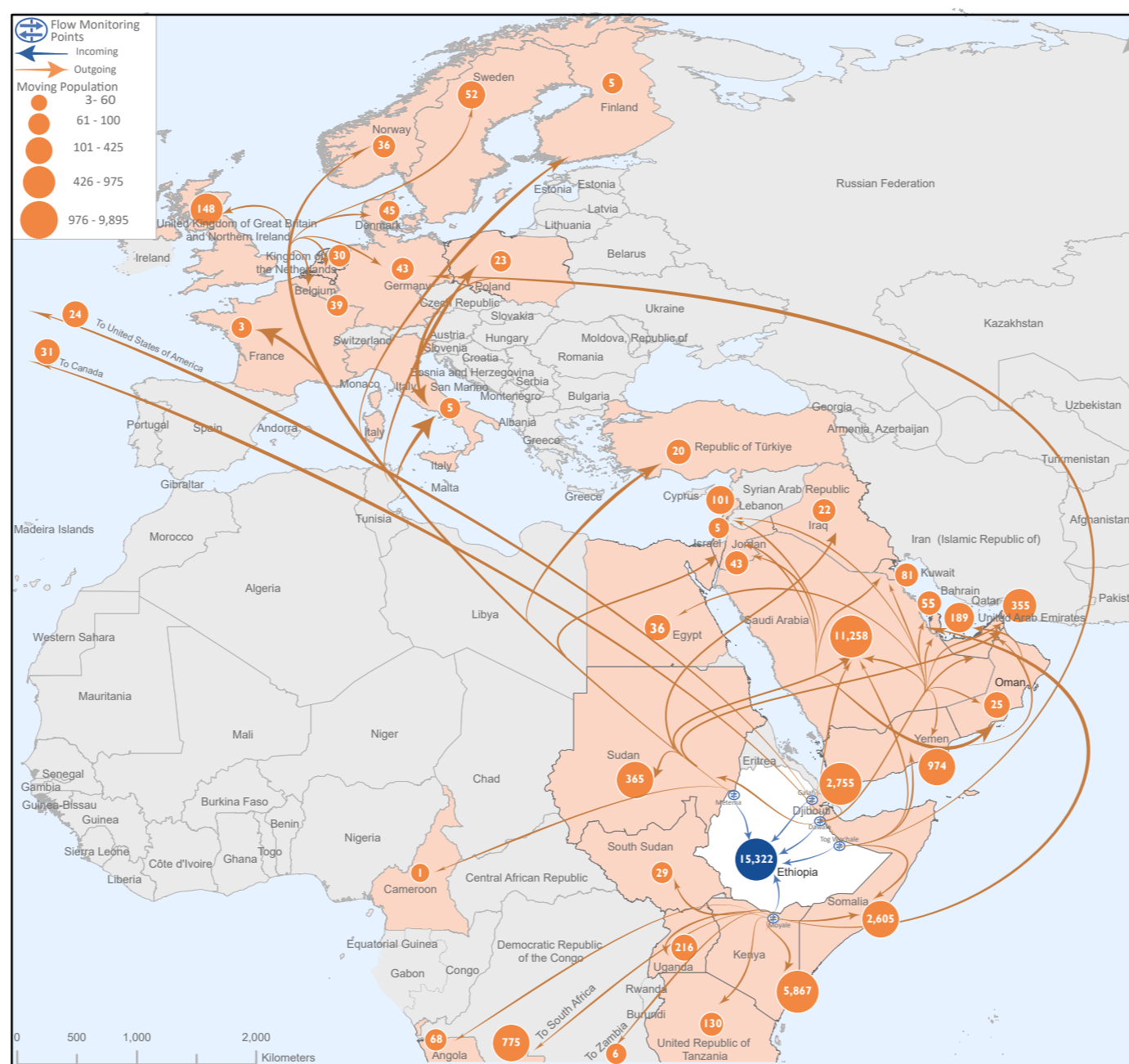
## MEANS OF TRANSPORT



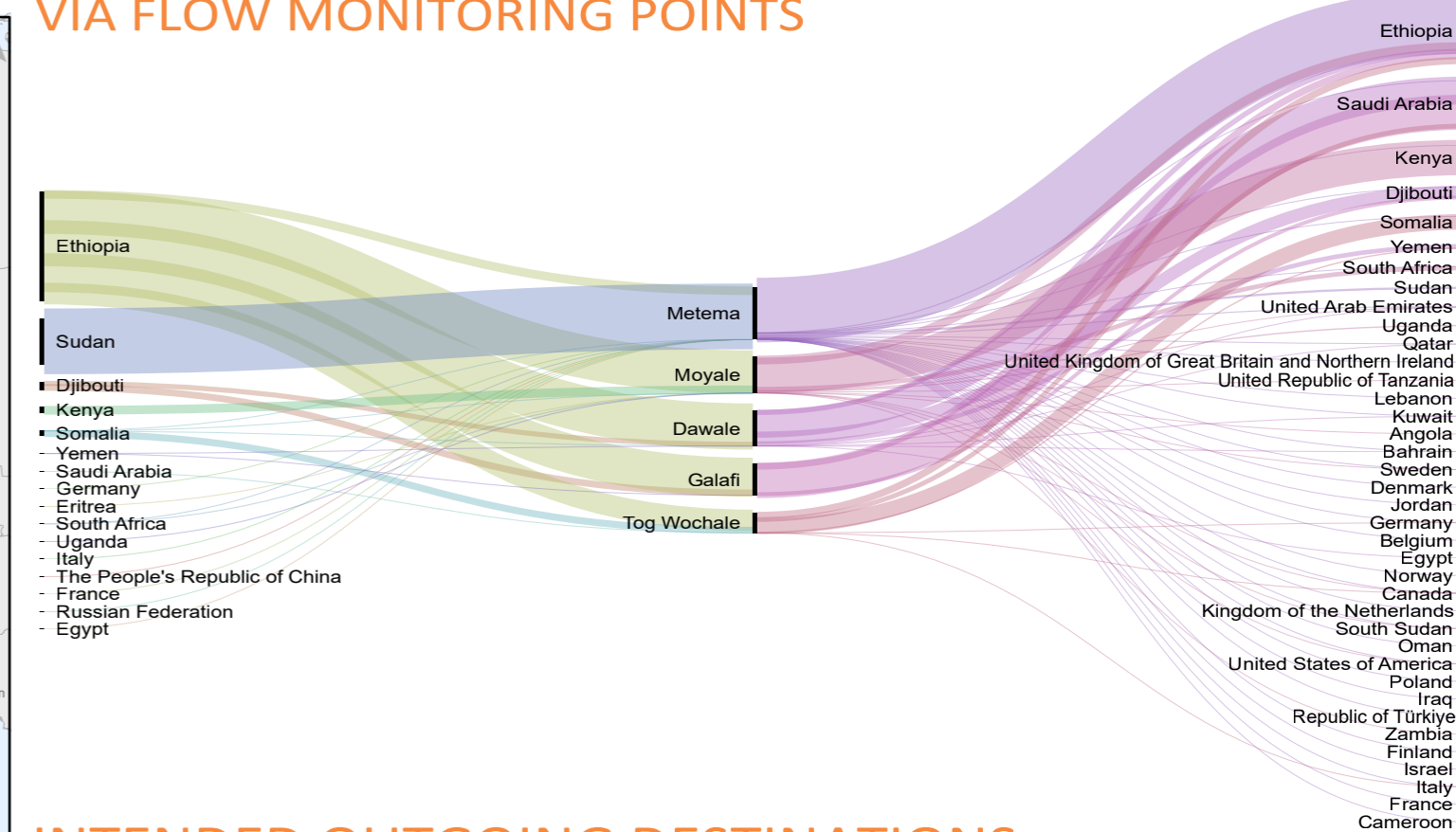
## KEY FIGURES



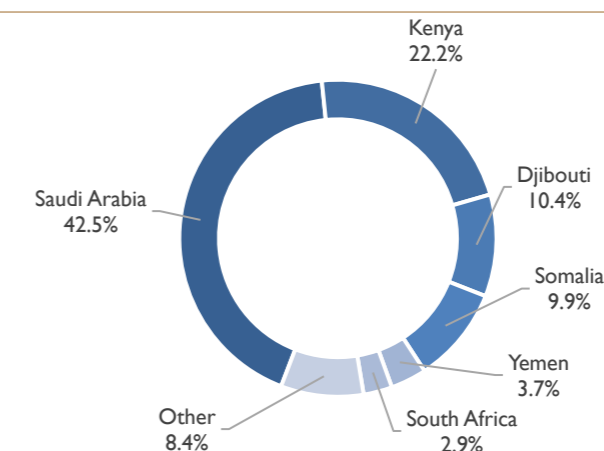
## MOVEMENT ILLUSTRATION



## PLACES OF ORIGIN AND INTENDED DESTINATIONS VIA FLOW MONITORING POINTS



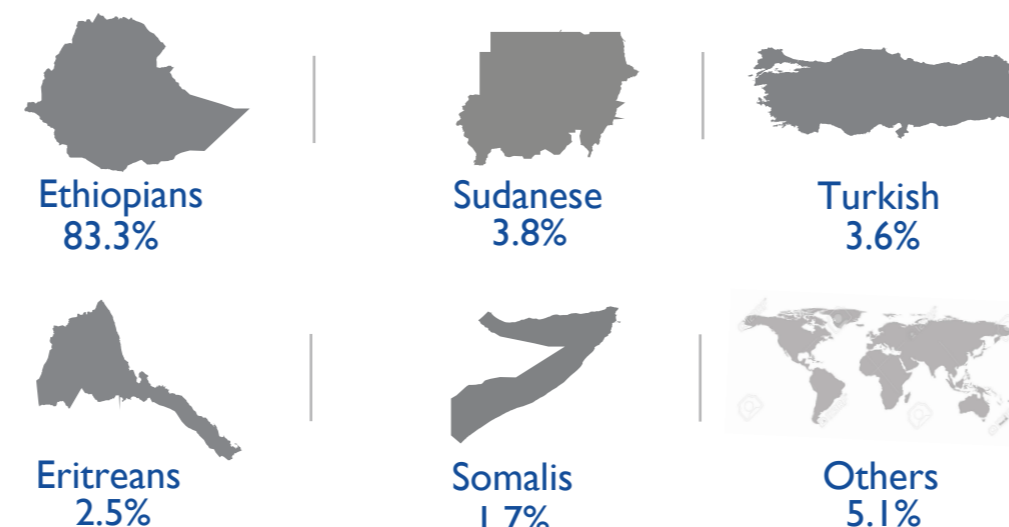
## INTENDED OUTGOING DESTINATIONS



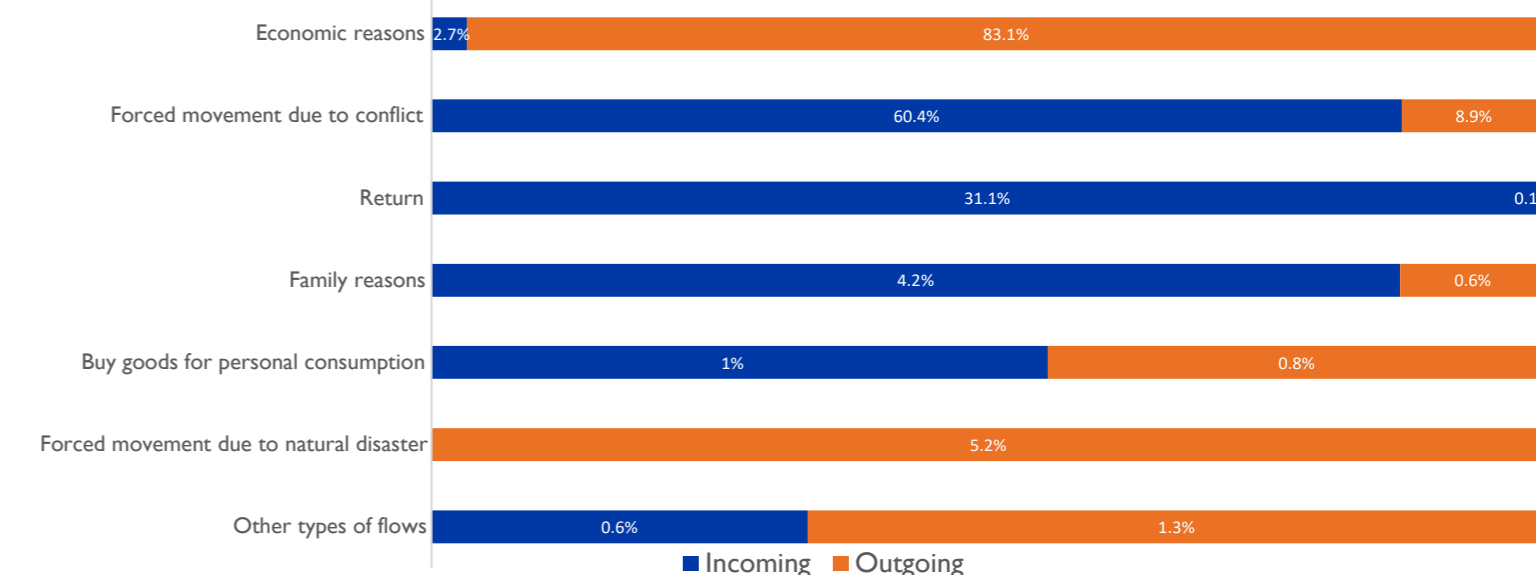
\*Other intended destination countries include United Arab Emirates, Qatar, and many other African, Middle Eastern and European countries.

\*\*Please note that figures from Yemen and Saudi Arabia should be interpreted jointly as movements to Saudi Arabia often pass through Yemen.

## NATIONALITIES OF PEOPLE ON THE MOVE



## TYPE OF FLOW



\*Data collection at Humera Flow Monitoring Point in Tigray region did not take place due to security and access constraints since October 2020, thus affecting the total number of movements for the month.

The following citation is required when using any data and information included in this information product: "International Organization for Migration (IOM), April 2023. DTM Flow Monitoring Dashboard. IOM, Ethiopia." For more information on terms and conditions of DTM information products, please refer to: <https://dtm.iom.int/terms-and-conditions>

Disclaimer: This map is for illustration purposes only. Names and boundaries on this map do not imply official endorsement or acceptance by IOM. DATA SOURCES: DTM, OCHA, ESRI, UNDP