

MOVEMENT OF CAMP IDPs

DATA COLLECTION PERIOD: 1 APRIL – 23 MAY 2024

CONTEXT

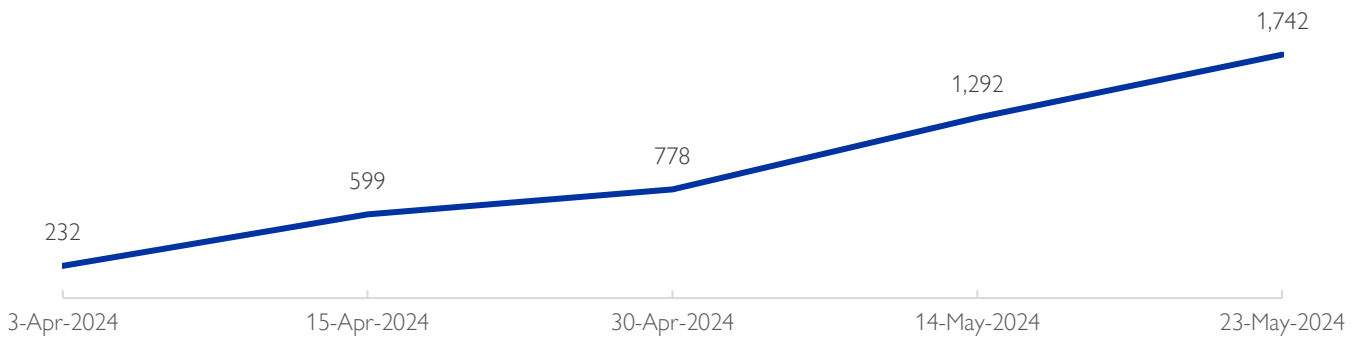
In January 2024, the Iraqi Council of Ministers announced the closure of the remaining 23 IDPs camps in the Kurdistan Region of Iraq by the end of July 2024. The International Organization for Migration's (IOM) Displacement Tracking Matrix (DTM) in Iraq launched a tracking tool in April 2024 to track the number of families leaving the camps and their main characteristics.¹



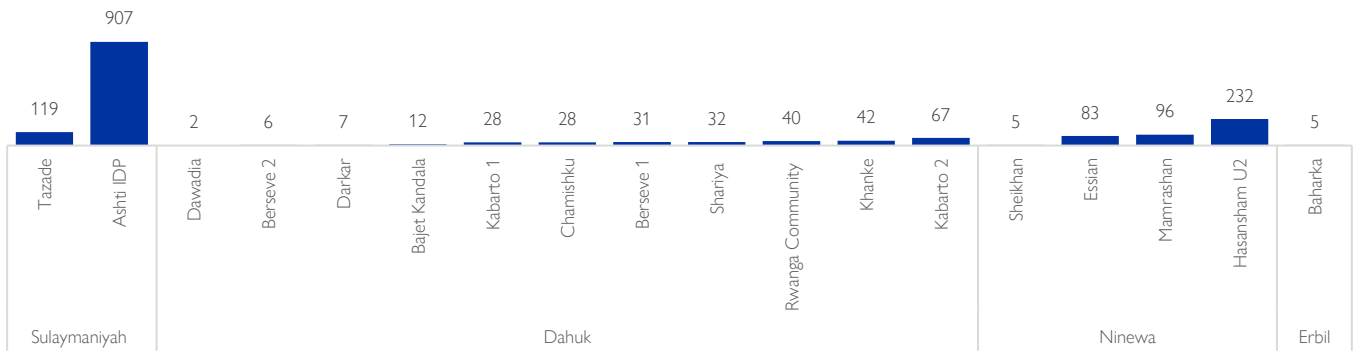
DEPARTURES:
1,742 Households

Between 1 April and 23 May 2024, DTM recorded the departure of 1,742 families from camps.²

DEPARTURES FROM CAMPS RECORDED BETWEEN 1 APRIL AND 23 MAY 2024

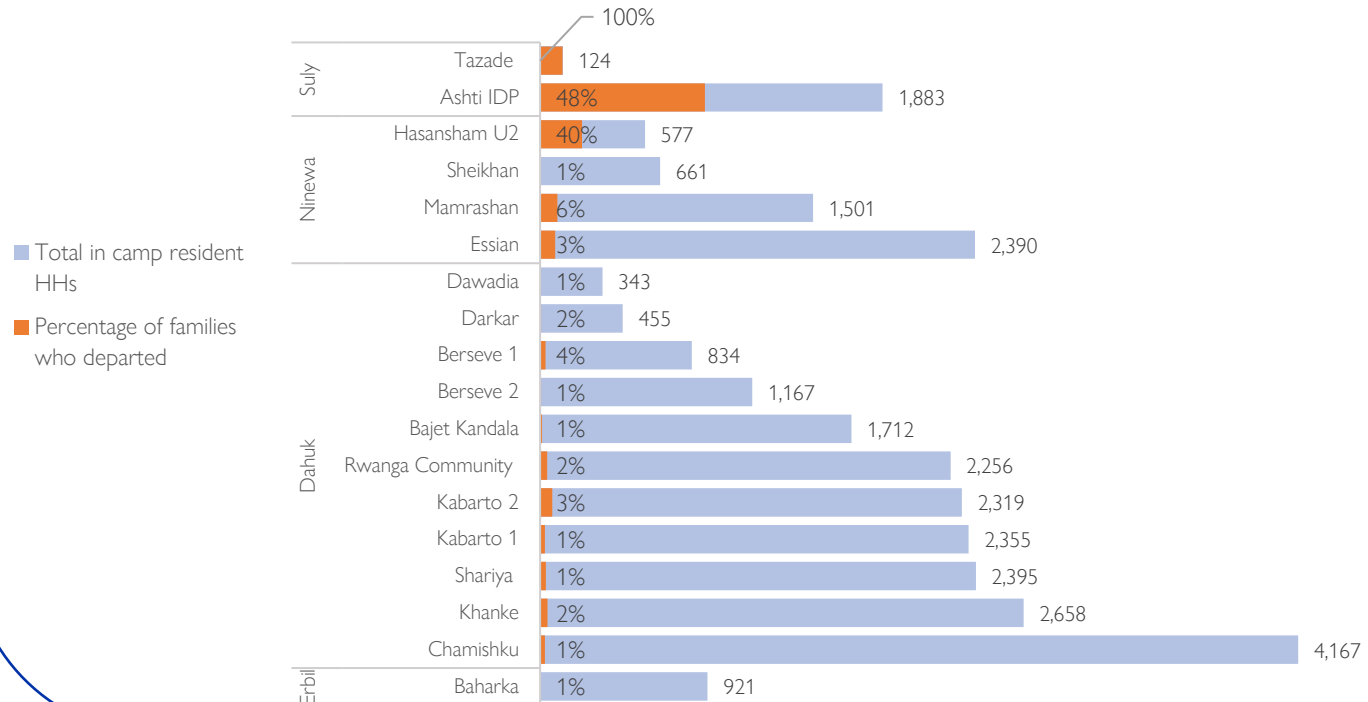


NUMBER OF HOUSEHOLDS PER CAMP OF DEPARTURE



Most families left from Sulaymaniyah Governorate (1,026 departed households). Of these, 907 households departed from Ashti IDP camp and the rest from Tazade camp, the closure of which was formally announced by the Government of Iraq on 19 March 2024. Departures have also been recorded from camp settings in Ninewa, Dahuk and Erbil governorates. In particular, 232 families departed from Hasansham U2 camp in Ninewa Governorate.

PERCENTAGE OF DEPARTURE




¹ This tool tracks the departures facilitated by MoMD, spontaneous departures and the departures facilitated by the Facilitated Voluntary Movement programme of IOM.

² Some families left camps and arrived in their new location in March 2024, before the start of data collection in April 2024.

MOVEMENT OF CAMP IDPs

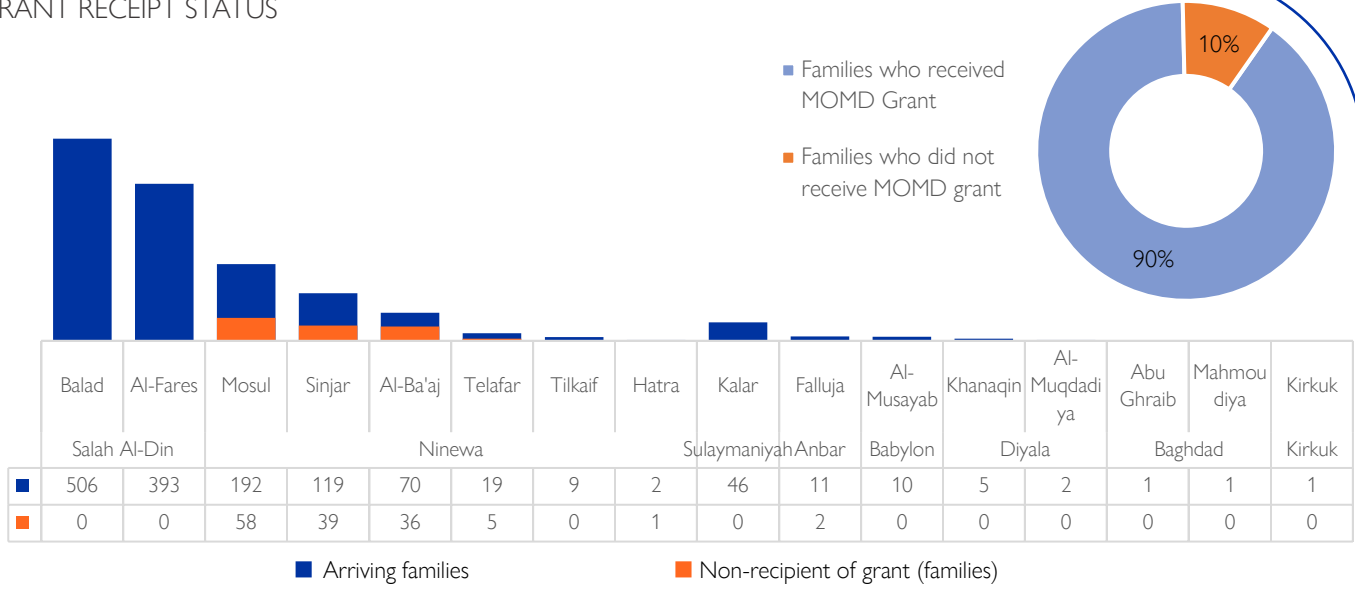
DATA COLLECTION PERIOD: 1 APRIL – 23 MAY 2024



ARRIVALS: 1,387 Households

As of 23 May 2024, DTM recorded the arrival of 1,387 families out of the total 1,742 who departed from camps (80%). Most families arrived to Salah al-Din Governorate (65%) and Ninewa Governorate (30%).

GRANT RECEIPT STATUS

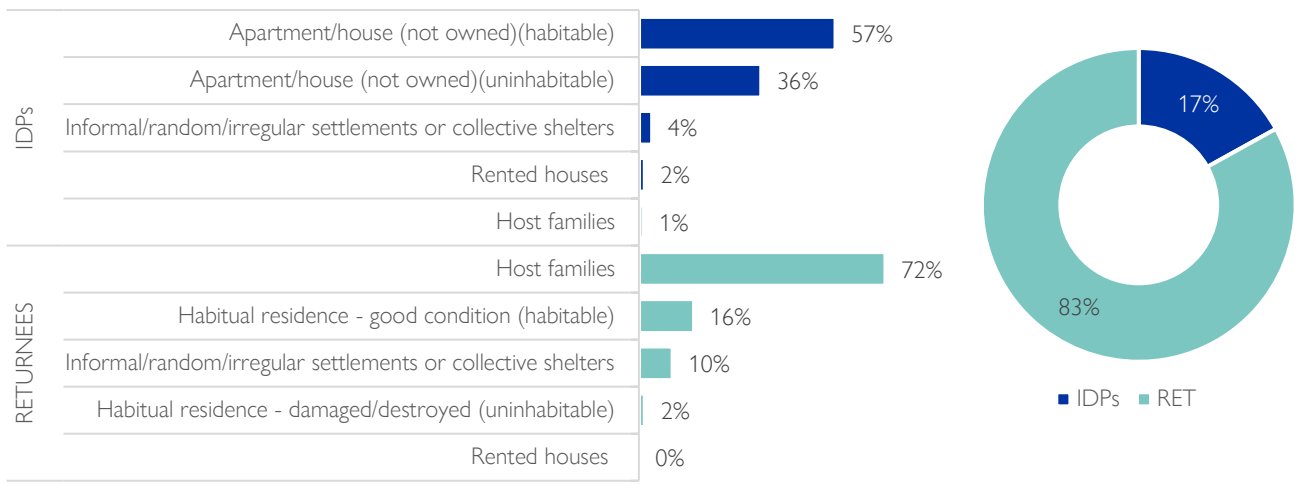


Out of the 1,387 newly arrived households, key informants reported that only 10 per cent did not receive the Ministry of Migration and Displacement (MOMD) grant, while the rest received a return, local integration or relocation grant.

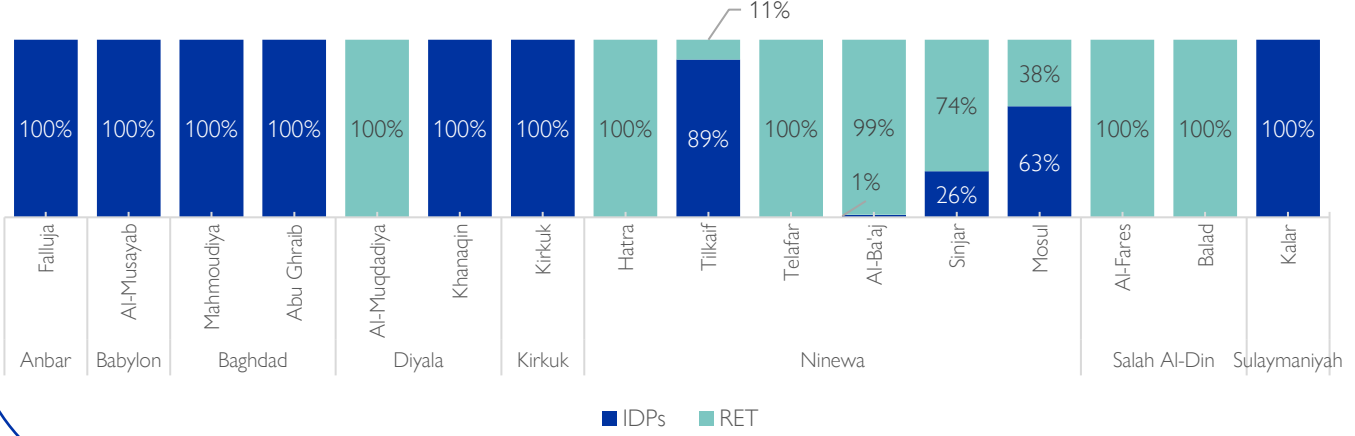
Most households (83%) returned to the place where they used to reside before the 2014-2017 crisis forced them to flee (returnees). However, 17 per cent did not return to their location of origin and are considered secondarily displaced IDPs.

Most returnee households (72%) are being hosted by other families, while more than half of IDP households (57%) are now residing in habitable residence that they do not own. A further third of IDP households (36%) are living in residence that they do not own but which is uninhabitable.

SHELTER TYPE BY POPULATION GROUP



DISTRICT OF ARRIVAL BY POPULATION GROUP



MOVEMENT OF CAMP IDPs

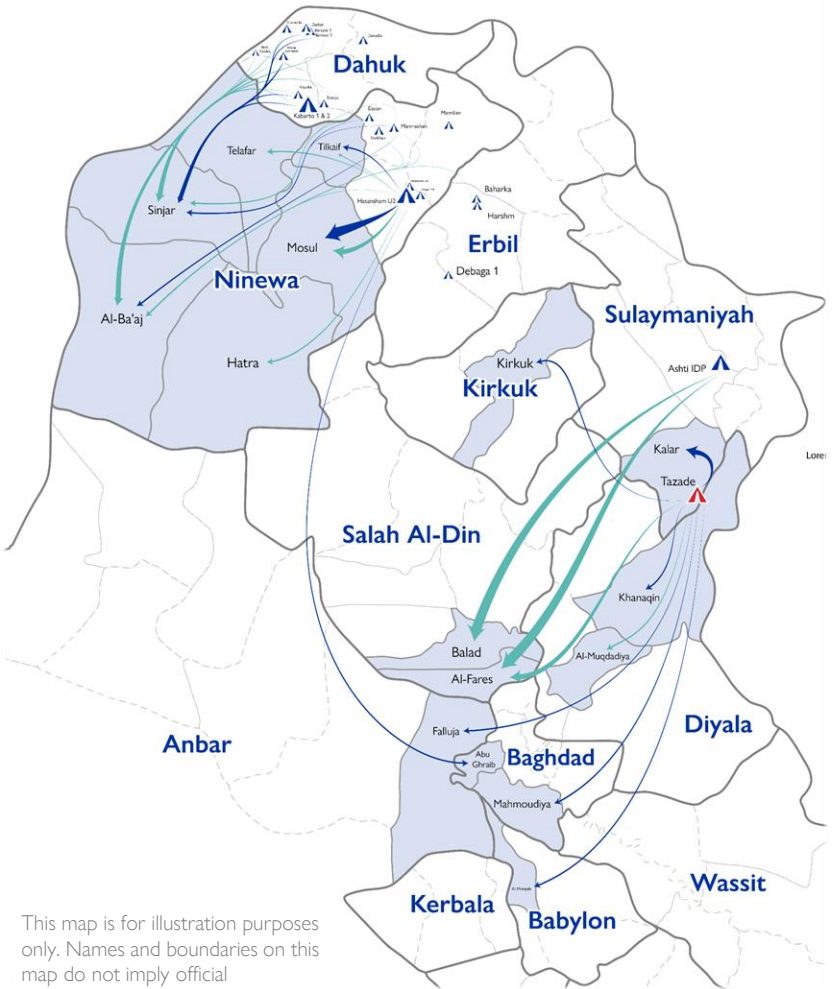
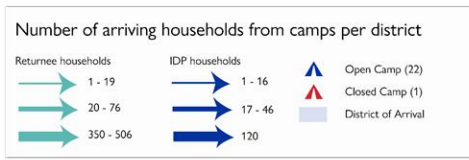
DATA COLLECTION PERIOD: 1 APRIL – 23 MAY 2024

FLOWS FROM CAMPS TO DISTRICTS OF ARRIVAL BY POPULATION GROUP

The largest movements were recorded from Ashti IDP camp in Sulaymaniyah to southern districts in Salah al-Din: Balad District (506 returnee families) and Al-Fares District (350 returnee families). Additionally, 74 families left Tazade camp in Sulaymaniyah Governorate for locations other than their areas of origin, meaning they secondarily displaced. Of this group, roughly two thirds went to Kalar District in Sulaymaniyah Governorate.

In Ninewa Governorate, the largest movements were recorded from Hasansham U2 Camp to elsewhere in the governorate. Most households who left Hasansham U2 Camp did not return to their location of origin (58%) and are now considered to be secondarily displaced in Mosul District. The rest departed from this camp have returned to the origin.

Some newly arrived households are now in severe living conditions as indicated by Return Index data. Al-Fares and Balad districts in Salah al-Din Governorate alongside Sinjar and Al-Ba'aj districts in Ninewa Governorate, continue to suffer from residential destruction and poor access to basic services, as well as the limited capacity and resources of local authorities to respond to the needs of this new arrivals.



This map is for illustration purposes only. Names and boundaries on this map do not imply official endorsement or acceptance by IOM.

TOP FIVE DISTRICTS OF ARRIVAL BY CATEGORY OF SEVERITY BASED ON RETURN INDEX ROUND 20

District	Governorate	Category of severity	Number of returnee households in district	Number of arriving households from camps to district
Balad	Salah al-Din	High	11,899	506
Al-Fares	Salah al-Din	High	2,836	393
Sinjar	Ninewa	High	21,394	88
Mosul	Ninewa	Low	179,590	72
Al-Ba'aj	Ninewa	High	10,215	69

METHODOLOGY

IOM DTM in Iraq launched a tracking tool in April 2024 to track the number of people leaving camps and their main characteristics. Data are collected by IOM's Rapid Assessment and Response Teams (RARTs) through field visits, phone interviews with households and close coordination with partners that include local police, MOMD, Barzani Charity Foundation (BFC), Directorate of Migration and Crisis Response in Duhok (DMCR), United Nations High Commissioner for Refugees (UNHCR) and IOM's Durable Solution Programme. Data are gathered continuously and reported every two weeks.

© 2024 International Organization for Migration (IOM)

The opinions expressed in the report do not necessarily reflect the views of the International Organization for Migration (IOM). The designations employed and the presentation of material throughout the report do not imply the expression of any opinion whatsoever on the part of IOM concerning the legal status of any country, territory, city or area, or of its authorities, or concerning its frontiers or boundaries. The following citation is required when using any data and information included in this information product: 'International Organization for Migration (IOM), May 2024. DTM Tracking Tool: Movements of Camp IDPs. IOM, Iraq.' For more information on terms and conditions of DTM information products, please refer to: <https://dtm.iom.int/terms-and-conditions>.