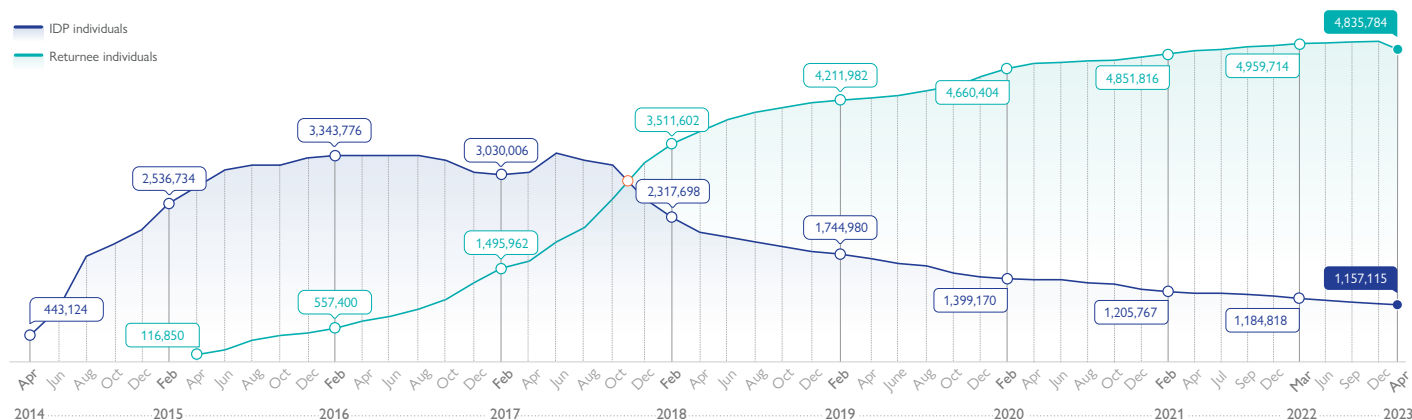



HIGHLIGHTS


Figure 1: Number of IDPs and returnees over time




Since 2014, the International Organization for Migration's (IOM) Displacement Tracking Matrix (DTM) unit in Iraq has collected information on internally displaced persons (IDPs) and returnees using a network of key informants across the country.¹ Master List data are collected continuously and reported on a quarterly basis. Data for this round were collected from 1 January to 30 April 2023.


IDPs
1,157,115
▼ -11,504


- As of 30 April 2023, DTM identified 1,157,115 individual IDPs (198,653 households).
- Decrease of **11,504** IDPs since the previous round (-1%).²
- Mosul District (-4,214 individuals)** in Ninewa Governorate and **Sulaymaniya (-1,411)** and **Halabja (-810)** districts in Sulaymaniyah Governorate had the largest decreases in IDPs.
- The slight decrease in IDPs within these districts partially reflects improved living conditions in the area of origin linked to rehabilitated housing and availability of services. Additionally, some families lack the financial means to remain in their area of displacement. Moreover, the closure of the Jeddah 5 camp in Ninewa Governorate in April 2023 spurred both returns and redispacement.
- Sinjar District** in Ninewa Governorate, **Al-Daur District** in Salah al-Din Governorate and **Al-Muqdadia District** in Diyala Governorate saw the largest increase in IDP figures since the previous round. The increase is primarily due to security incidents and displacement from other locations in Sinjar, as well as access to new locations this round.
- The number of IDPs living in critical shelters fell by **-1,710** compared to the previous round (-1.6%).




198,653
Households
▼ -2,085



2,669
Locations
▼ -25




18
Governorates




104
Districts


▼▲ Change since the last round


Returnees
4,835,784
▼ -154,068


- As of 30 April 2023, DTM identified 4,835,784 individual returnees (805,964 households).
- Decrease of **-154,068** returnees since previous round (-3%). This decrease is largely due to the reclassification of certain individuals in Kirkuk who were formerly considered returnees.³
- Mosul, Sinjar** and **Al-Ba'aj** districts in Ninewa Governorate saw the largest increase in the number of returnees since the previous round.
- The slight increase in these districts reflects a wide range of factors. Families feel an emotional desire to return and reunite with their relatives and are motivated by improved security, greater access to services, rehabilitation of housing and financial assistance to return. Key push factors include the closure of Jeddah 5 camp and an inability to afford rent in the area of displacement. Yazidi families are among those returning to Sinjar and Al-Ba'aj.
- Al-Rutba** and **Samarra** districts saw a slight decrease in returnees, due to relocation of families in Al-Rutba and failed returns in Samarra.
- The number of returnees residing in critical shelters increased by **426** compared to the previous round.




805,964
Households
▼ -25,678



2,167
Locations
▼ -41



9
Governorates



39
Districts

▼▲ Change since the last round

1. For more information on the Master List methodology, please refer to the Methodology at the end of this report.

2. For more information on the rate of change in the IDP and returnee caseloads, please refer to the Methodology.

3. Following Kurdistan Region of Iraq's (KRI) independence referendum in 2018, approximately 27,300 families were displaced from and subsequently returned to Kirkuk. As this displacement was not linked to the 2014-2017 conflict with the Islamic State of Iraq and the Levant (ISIL) and the displacement period was short in duration, this group of returnees has been removed from the caseload this round.

DISPLACEMENT OVERVIEW

Figure 2: IDP shelter types



OVERALL TRENDS

During Round 129, DTM identified 1,157,115 IDPs (198,653 households). This is a decrease of 11,504 individuals compared to the October-December 2022 period (-1%). The slow decline in IDPs compared to Round 128 may be related to the large share living in protracted displacement (99%).

The most significant decreases in IDPs were recorded in the districts of **Mosul (-4,214 individuals)** in Ninewa Governorate, **Sulaymaniyah (-1,411)** in Sulaymaniya Governorate and **Halabja (-810)** in Sulaymaniyah Governorate. The slight decline in IDPs in these districts partially reflects rehabilitation of housing and greater availability of services. Additionally, some IDPs in East and West Mosul lack the financial means to remain in their area of displacement. In contrast, the most significant increases in IDPs were observed in **Sinjar District, Ninewa Governorate (+444 individuals)**; followed by **Al-Daur, Salah al-Din Governorate (+342)** and **Al-Muqdadia District, Diyala Governorate (+252)**. The increased number of IDPs in Sinjar appears to reflect security incidents and secondary displacement from new locations. Moreover, access to new locations in Al-Muqdadia allowed additional IDPs to be recorded.

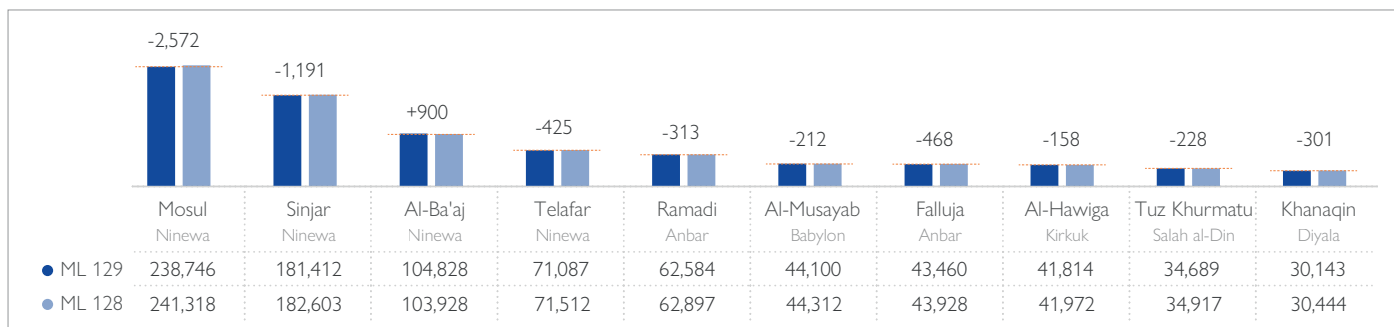
RECENT IDP MOVEMENTS

Despite the overall decrease in IDPs across the country, 6,387 new IDP movements were observed during Round 129 (0.6% of caseload). Almost all (95%) of these movements involve IDPs pushed into secondary displacement. Additionally, 299 failed returns were recorded this round. Among those displaced after returning to their area of origin, lack of public services and job opportunities were the primary triggers.

Table 1: Top three districts recording recent movement

District, Governorate	Displaced for the first time	Secondary displacement	Failed returns
Erbil, Erbil	0	780	0
Sulaymaniya, Sulaymaniya	0	724	24
Mosul, Ninewa	0	720	6

Figure 4: Number of IDPs by top 10 districts of origin



4. DTM collects data on the number of families per location. For camps, it estimates the number of individuals by multiplying the number of households by five (the average size of camp households in Iraq).

5. For IDPs, critical shelters may include uninhabitable apartments or houses, tents, caravans, makeshift shelters, mud or brick houses; unfinished or abandoned buildings; public buildings or collective shelters; religious buildings or school buildings.

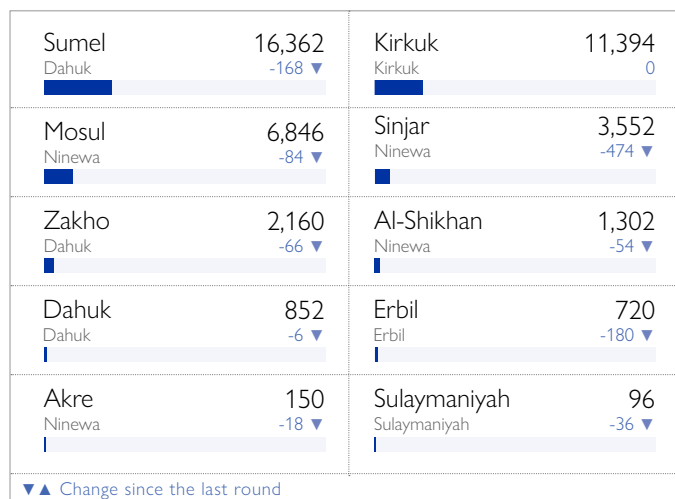
SHELTER TYPES

Consistent with the previous round, just over three quarters of IDPs reside in private settings (76%; 879,894 individuals), followed by 15 per cent in camps (174,015) and 9 per cent in critical shelters (102,444). Since Round 128, the number of IDPs living in camps decreased slightly (-5,030), followed by those in private settings (-4,764).

Critical Shelters⁵

IDPs living in critical shelters may face challenges such as limited access to livelihoods and basic services. Since the previous round, the number of IDPs residing in critical shelters has decreased in districts such as Sinjar (-474 individuals), Falluja (-348) and Tikrit (-294). On the other hands, the population residing in critical shelters increased in Al-Daur (+342 individuals), Mahmoudiya (+126), Samarra (+30) and Al-Ba'aj (+24).

Figure 3: Number of IDPs in critical shelters by top 10 districts of displacement



IDP AREAS OF ORIGIN

Slightly more than half (56%) of IDPs originate from Ninewa Governorate, in particular Mosul (21%), Sinjar (16%), Al-Ba'aj (9%) and Telafar (6%) districts. A further 22 per cent of IDPs originate from Anbar or Salah al-Din governorates (11% each).

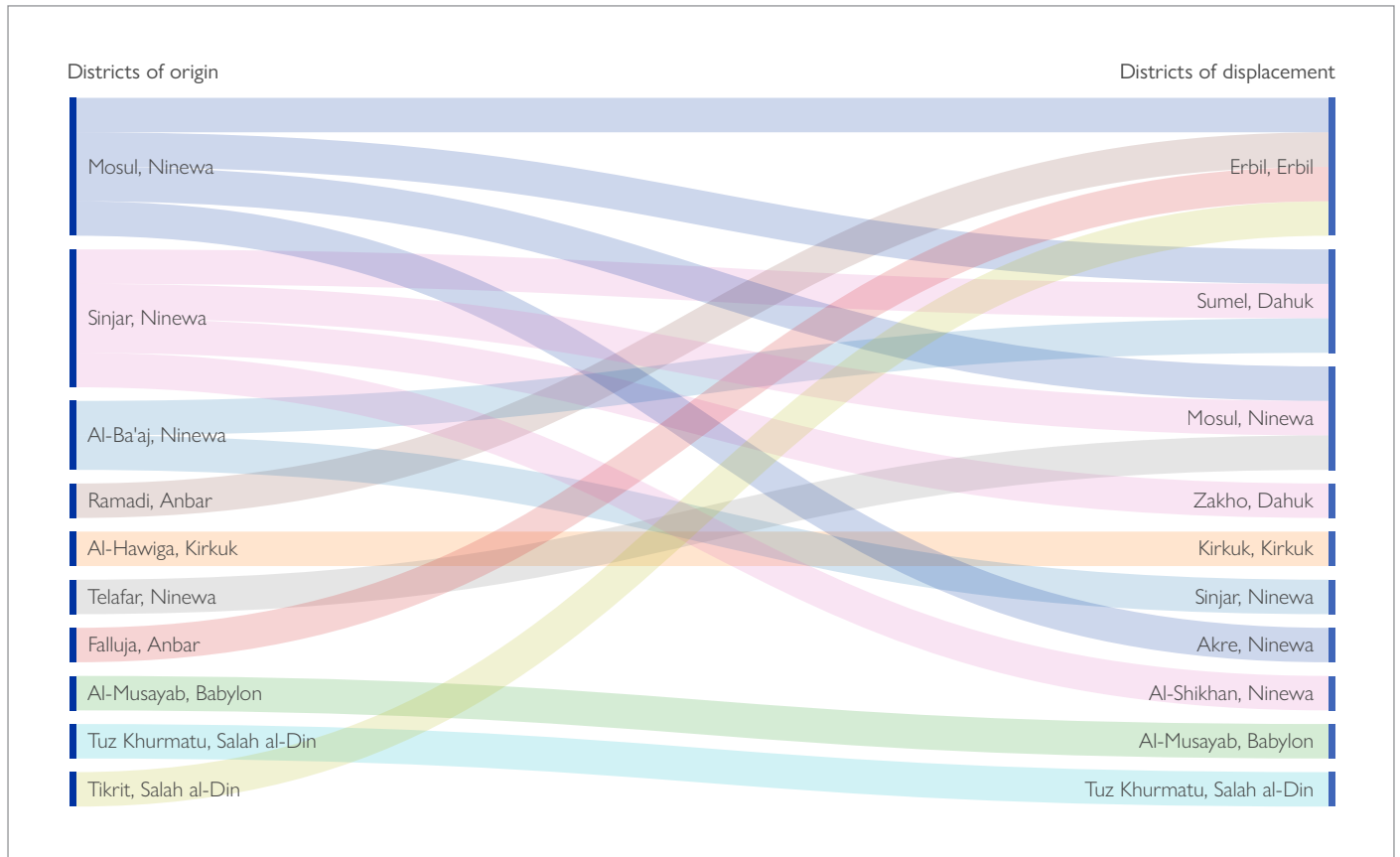
The graphs below show the eight governorates hosting the largest numbers of IDPs. They also indicate change in the number of IDPs since the last round, key districts where IDPs reside and top governorates of origin. For an overview of districts of displacement and returns across Iraq, please see the IDP Background Map.

Figure 5: Top governorates of displacement, corresponding districts of displacement and governorates of origin

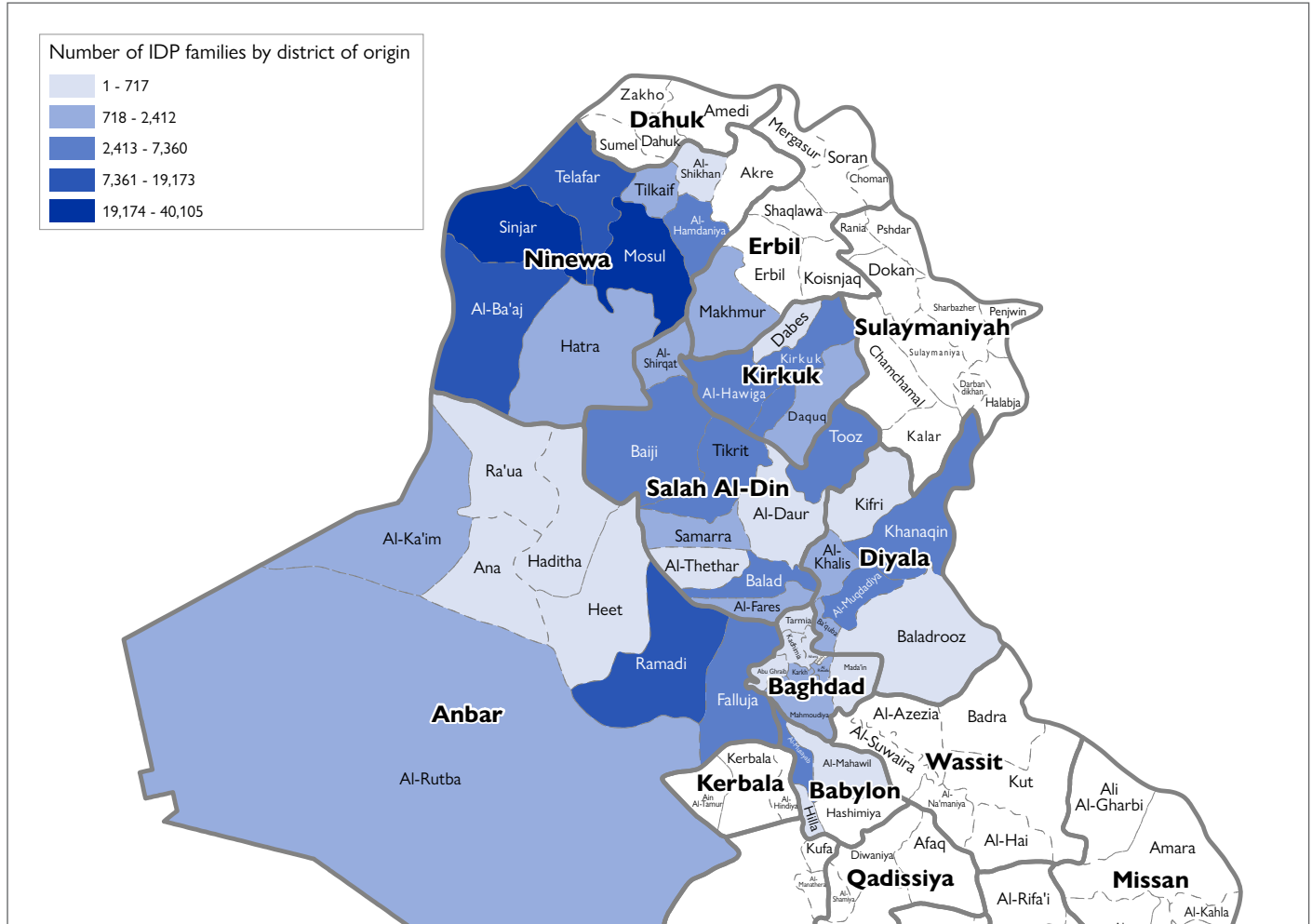


▼ ▲ Change since the last round

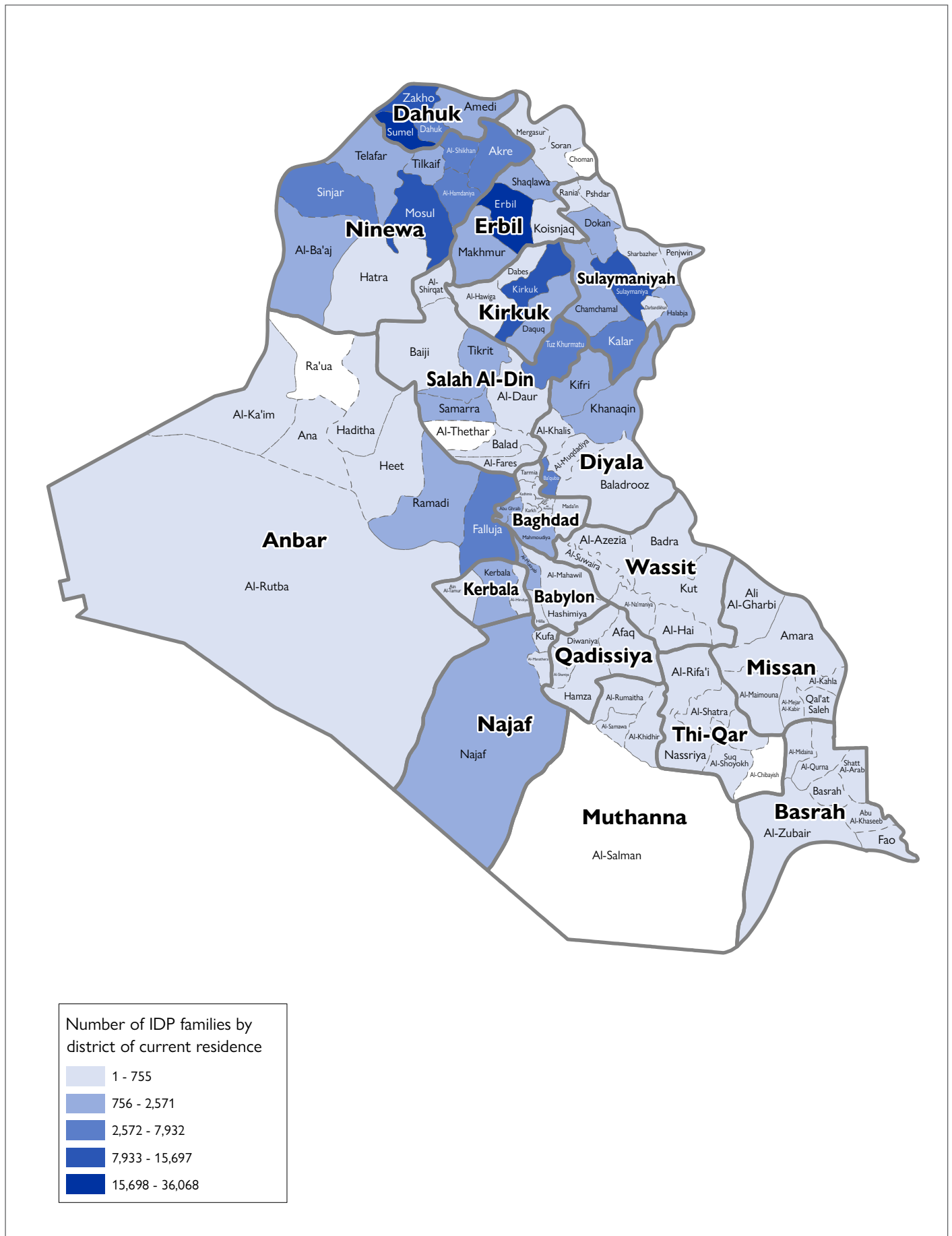
Figure 6: Top districts of origin and corresponding districts of displacement



Map 1: Districts of origin of current IDP population

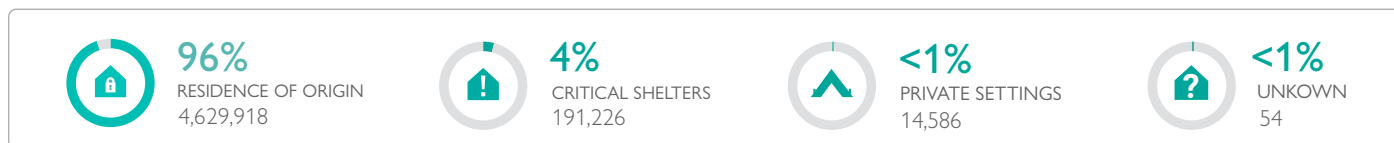


Map 2: Districts of displacement of current IDP population



RETURN OVERVIEW

Figure 7: Returnee shelter types



OVERALL TRENDS

During Round 129, DTM identified 4,835,784 returnees (805,964 households). This is a decrease of 154,068 individuals compared to October – December 2022 period (-3%). As previously noted, this slight decrease is primarily linked to the reclassification of certain returnees in Kirkuk as stayees. The country-wide rate of return⁶ stands at 81 per cent, consistent with the previous round.

RECENT RETURN MOVEMENTS

At the district level, **Mosul (+1,920 individuals)**, **Sinjar (+1,338)** and **Al-Ba'aj (+1,206)** reported the highest increase in returnees compared to the previous round, fueled by factors such as an emotional desire to return and reunite with relatives, improvement living conditions in the area of origin and assistance to return. Additionally, the closure of Jeddah 5 camp and a lack of financial means to remain in areas of displacement also contributed to returns. Yazidis in particular were observed returning to Sinjar this round for emotional and family reasons, as well as to access assistance. Beyond the decrease in returnees in Kirkuk, Al-Rutba (-72 individuals) and Samarra (-72) witnessed a decline in returnees linked to failed returns and relocation of families.

Arrivals from camps

The number of returnees who arrived from camps during Round 129 increased compared to Round 128 (2,112 individuals vs. 1,296). Key districts reporting arrivals from camps include Mosul (1,020 individuals), Al-Ba'aj (396 individuals) and Sinjar (366) districts in Ninewa Governorate. These movements were related to the closure of Jeddah 5 camp within the governorate.

Locations of no return

In Round 129, DTM identified 317 locations which have not experienced any lasting returns. This includes five newly accessible locations in Diyala

Governorate. Factors driving the lack of returns to these locations include security concerns, stemming largely from attacks by the Islamic State of Iraq and the Levant (ISIL), residential destruction and the blocking of returns by Popular Mobilization Forces (PMF) and Iraqi Security Forces (ISF).

In Al-Muqadadiya District, Diyala Governorate, Rapid Assessment and Response Teams (RARTs) identified new returns to one previously unassessed location.

Failed returns

Failed returns fell significantly between Round 129 and 128 (299 individuals vs. 1,454, respectively). Around half (54%) of failed returns occurred in Sinjar District, Ninewa Governorate, followed by Samarra District, Salah Al-Din Governorate (24%) and Al-Ka'im District, Anbar Governorate (8%). Failed returns were primarily caused by a lack of public services and a lack of financial means to remain in the area of return, as well as insecurity linked to ongoing conflict, unexploded ordnances, landmines and militias.

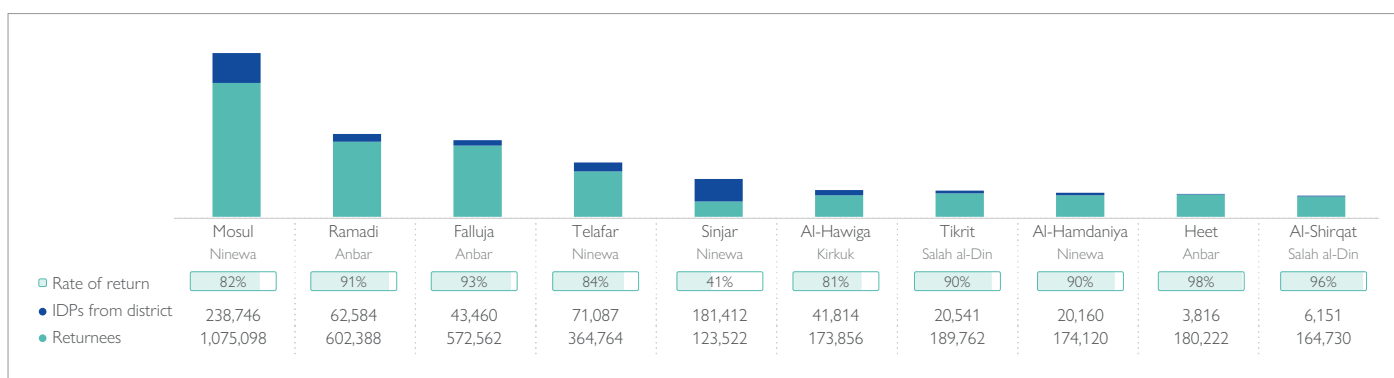
SHELTER TYPES

Most returnees (96%) reside in their residence of origin, while roughly 4 per cent live in critical shelters. Compared to the previous round, 426 more returnees live in critical shelters (+0.2%).

Critical shelters⁷

Across governorates, Salah al-Din reported the highest net increase in returnees living in critical shelters since the previous round (+588 individuals), largely within Al-Fares and Baiji districts. Ninewa Governorate reported the second highest net increase in returnees in critical shelters (+270), concentrated in Al-Ba'aj (+162) and Mosul (+144). On the other hand, the number of returnees in critical shelters fell in Al-Muqadadiya district, Diyala Governorate (-258 individuals) and Heet district, Anbar Governorate (-126).

Figure 8: Rate of return in top 10 districts of origin

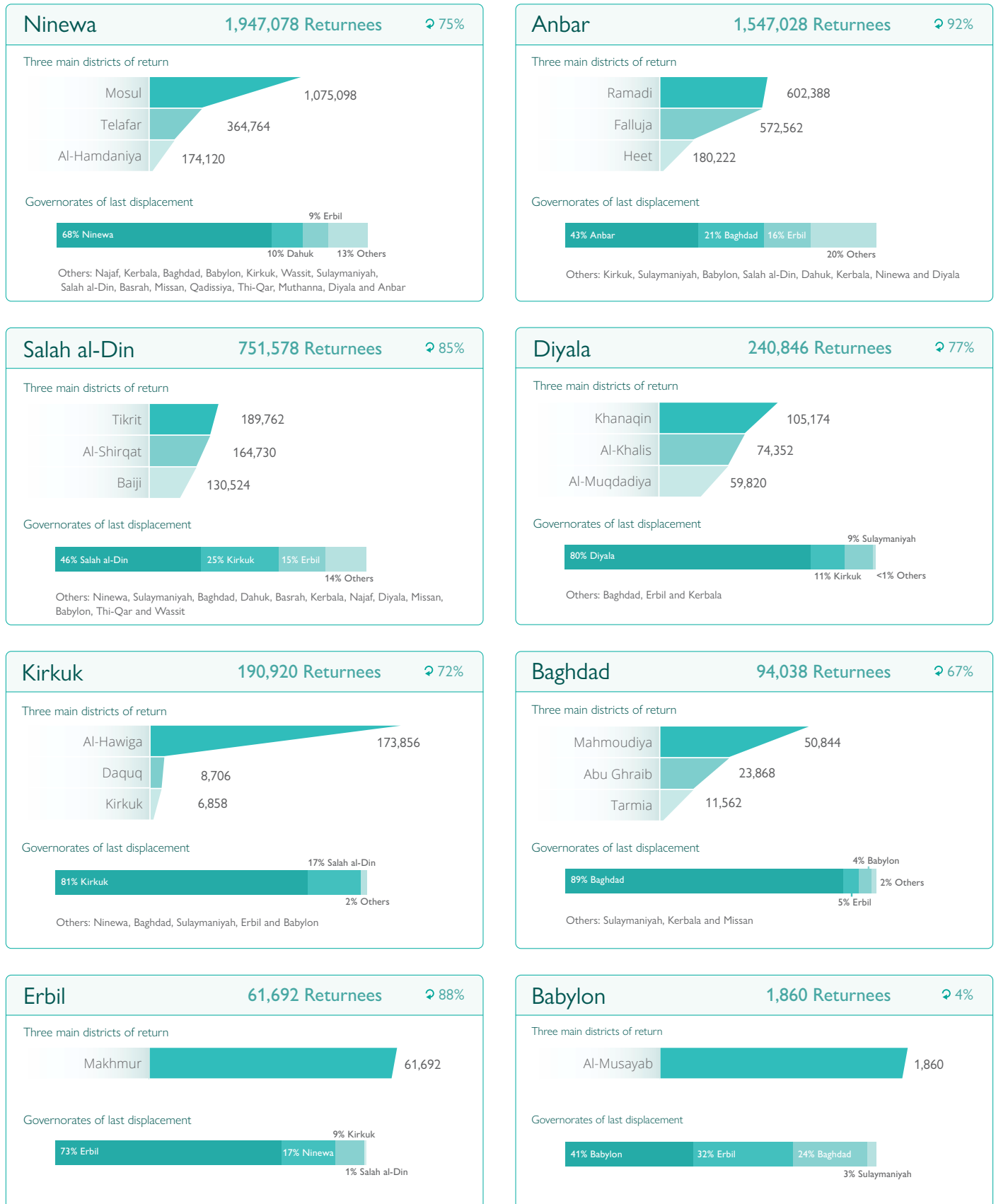


6. The rate of return divides the number of returnees per governorate by the total number of returnees and IDPs originating from that governorate.

7. For returnees, critical shelters include uninhabitable residences of origin; tents, caravans, makeshift shelters, mud or brick houses; unfinished or abandoned buildings; public buildings or collective shelters; religious buildings or school buildings.

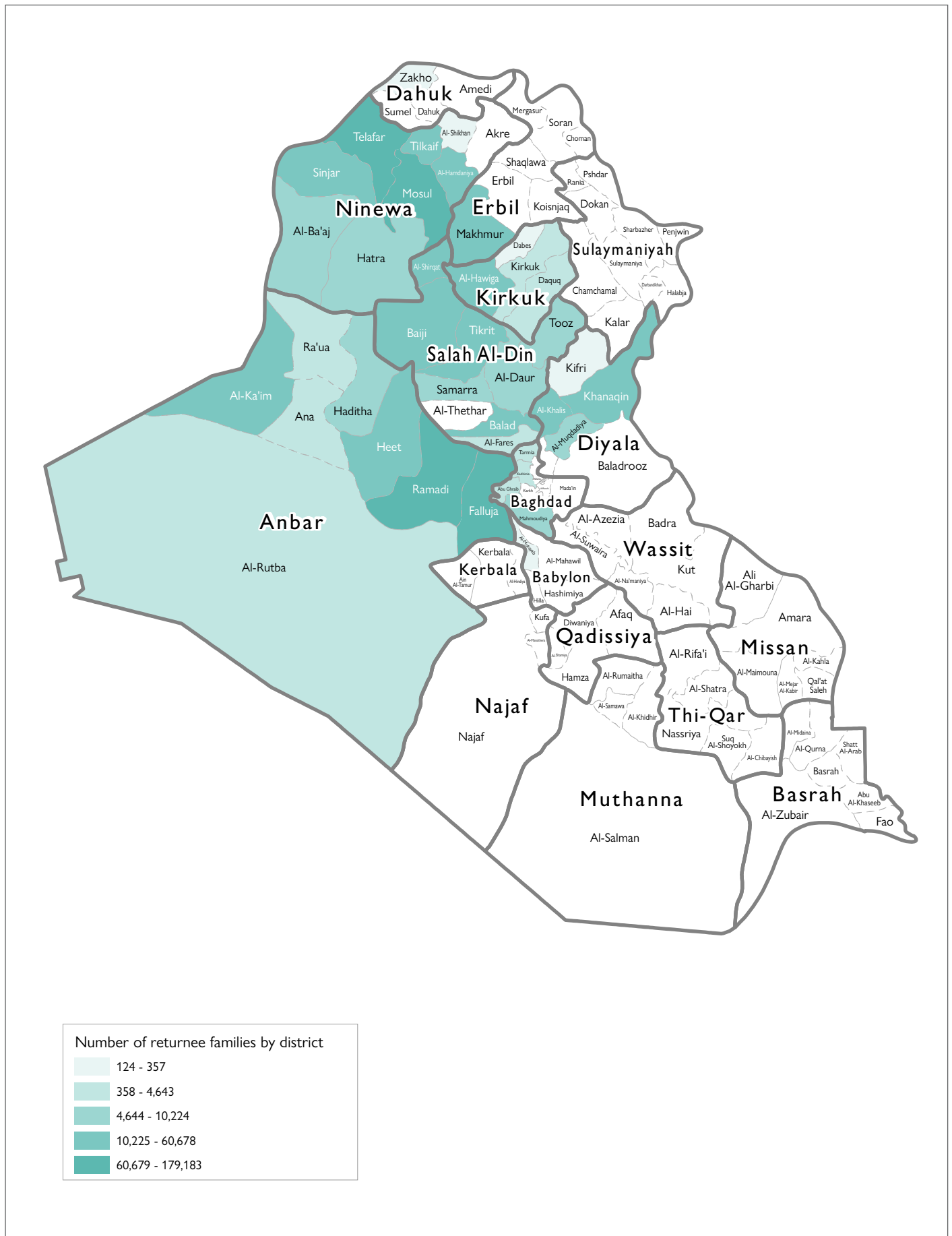
The graphs below show: 1) the number of returnees in all governorates, 2) the main districts where returnees reside, 3) the rate of return per governorate and 4) the governorates where returnees were last displaced. For an overview of districts of returns across Iraq, please see the [Returnee Background Map](#).

Figure 9: Top governorates of return, corresponding districts of return and governorates of last displacement



📍 Rate of return

Map 3: Districts of return



METHODOLOGY

IOM's DTM monitors displacement and provides information on the IDP and returnee populations in Iraq. Data are collected through IOM's RARTs, composed of over 73 staff members deployed across Iraq (20% of enumerators are female). Data collection for Round 129 took place between January to April 2023 across 18 governorates.

Data from the IDP Master List and Returnee Master List are gathered through a well-established large network of over 9,500 key informants that includes community leaders, mukhtars, local authorities and security forces. Additional information is gathered from government registration data and partner agencies.

IOM RARTs collect Master List data continuously and report it every four months. However, limited access due to security issues and other operational constraints can affect information-gathering activities. The variation in displacement figures observed between different reporting periods, in addition to true variation of the population figures, may be influenced by other factors such as the continuous identification of previously displaced groups and the inclusion of data on secondary displacements within Iraq.

The displaced populations are identified through a process of collection, verification, triangulation and validation of data. IOM continues to closely coordinate with federal, regional and local authorities to maintain a shared and accurate understanding of displacement across Iraq.

CALCULATIONS USED TO DETERMINE THE NUMBER OF INDIVIDUALS

The number of individuals is calculated by multiplying the number of households by six, the average size of an Iraqi household as per governmental statistics, for all out-of-camp IDPs and returnees. Since the July-August 2020 period (Round 117), the number of individuals for in-camp IDPs has been calculated by multiplying the number of

households by five,⁸ which is the average camp household size according to the Iraq CCCM Cluster since 2018.

RATE OF CHANGE BETWEEN IDP AND RETURNEE CASELOADS

The rate of change of the IDP caseload and that of the returnee caseload may differ due to several factors. Firstly, DTM continues to record families who are displaced for the first time, families arriving from other locations of displacement (secondary displacement) and families who become displaced after returning (failed returns). Additionally, because DTM counts IDPs and returnees at the family level, marriage and other changes within the family can influence the size of the caseload. Furthermore, some families may be counted in both caseloads if: a) part of the family remains displaced while others have returned or b) families may move back and forth between their area of displacement and return. Finally, IDPs living in inaccessible areas may not be counted due to security concerns; upon their return, however, they may be included in the returnee caseload.

DIFFERING LENGTHS OF REPORTING PERIODS

Beginning this round, the Master List is produced on a tri-annual basis. Previous reports were published on a quarterly basis. Additionally, since January 2021, three reports (120, 121 and 123) covered a two-month period. The changing length of the reporting period may impact comparison between rounds.

CHANGES TO SHELTER TERMINOLOGY

Since Round 122, DTM made changes to the shelter terminology to align with the Iraq CCCM Cluster *Technical Note on Informal Sites Definition for Iraq* (September 2020). Please find shelter definitions in the glossary below.

8. Prior to Round 117, DTM calculated the number of in-camp IDPs by multiplying the number of families by six.

GLOSSARY

Critical shelter	<p>For returnees, critical shelters includes the following shelter types: residences of origin (uninhabitable), tents/caravans/makeshift shelters/mud or brick houses, unfinished/abandoned buildings, public buildings or collective shelters, religious buildings or school buildings.</p> <p>For IDPs, critical shelters include those listed above for returnees except residences of origin, as well as apartments/houses that are not owned or are uninhabitable.</p>
Failed return	Individuals arriving from their area of origin after a failed attempt at return.
Internally displaced persons (IDPs)	For the purposes of the DTM assessments, all Iraqis who were forced to flee from 1 January 2014 onwards and are still displaced within national borders at the moment of the assessment.
Location	An area that corresponds either to a village for rural areas or a neighbourhood for urban areas (i.e. fourth official administrative division).
Location of no return	A location that recorded displacement during or since the 2014-2017 conflict with ISIL but has either not recorded any returns or have subsequently recorded that all returnees have redisplaced.
Private settings	For returnees and IDPs, includes hotels/motels, houses of host families or apartments/houses that are not owned. For IDPs, it also includes their own property.
Protracted displacement	Displacement that has lasted for longer than three years. As displacement data are collected in 'waves' of displacement that cover a period of several months, displacement that occurred before January 2020 is considered to be protracted. ⁹
Rate of return	Used to estimate the proportion of returns in a district of origin and computed as the ratio of returnees to a district to the total number of returnees and IDPs originally from the same district.
Residence of origin	For returnees only, refers to their residence prior to displacement.
Returnees	For the purposes of the DTM assessments, all those displaced since January 2014 who have returned to their location of origin, irrespective of whether they have returned to their former residence or to another shelter type. The definition of returnees is not related to the criteria of returning in safety and dignity, nor with a defined strategy for ensuring durable solutions.
Secondary displacement	Individuals displaced more than one time and arriving from another location of displacement.

9. Since the beginning of the crisis, IOM DTM has been collecting data on displacement based on 'waves' of movement that occurred in response to significant events. Wave 9 covers the period January–December 2019; therefore, all IDPs that were displaced between January 2014 and December 2019 are considered to be in protracted displacement for the purpose of this report. However, the actual number will be higher, as some IDPs who were displaced during Wave 10 covering the period January–December 2020 are also in protracted displacement.

IOM IRAQ



iraq.iom.int



iomiraq@iom.int

UNAMI Compound (Diwan 2),
International Zone,
Baghdad/Iraq



@IOMIraq

DISCLAIMER

The opinions expressed in the report do not necessarily reflect the views of the International Organization for Migration (IOM). The designations employed and the presentation of material throughout the report do not imply the expression of any opinion whatsoever on the part of IOM concerning the legal status of any country, territory, city or area, or of its authorities, or concerning its frontiers or boundaries.

For more information, visit iraqdtm.iom.int or contact the team at iraqdtm@iom.int



IOM Iraq thanks the U.S. Department of State, Bureau of Population, Refugees and Migration (PRM) for its continued support. IOM Iraq also expresses its gratitude to IOM Iraq's Rapid Assessment and Response Team (RART) members for their work in collecting the data, often in very difficult circumstances; their tireless efforts are the groundwork of this report.

© 2023 International Organization for Migration (IOM)

The following citation is required when using any data and information included in this information product: 'International Organization for Migration (IOM), June 2023. *Iraq Master List Report 129*. IOM, Iraq.' For more information on terms and conditions of DTM information products, please refer to this [link](#).

No part of this publication may be reproduced, stored in a retrieval system, or transmitted in any form or by any means, electronic, mechanical, photocopying, recording or otherwise without the prior written permission of the publisher.