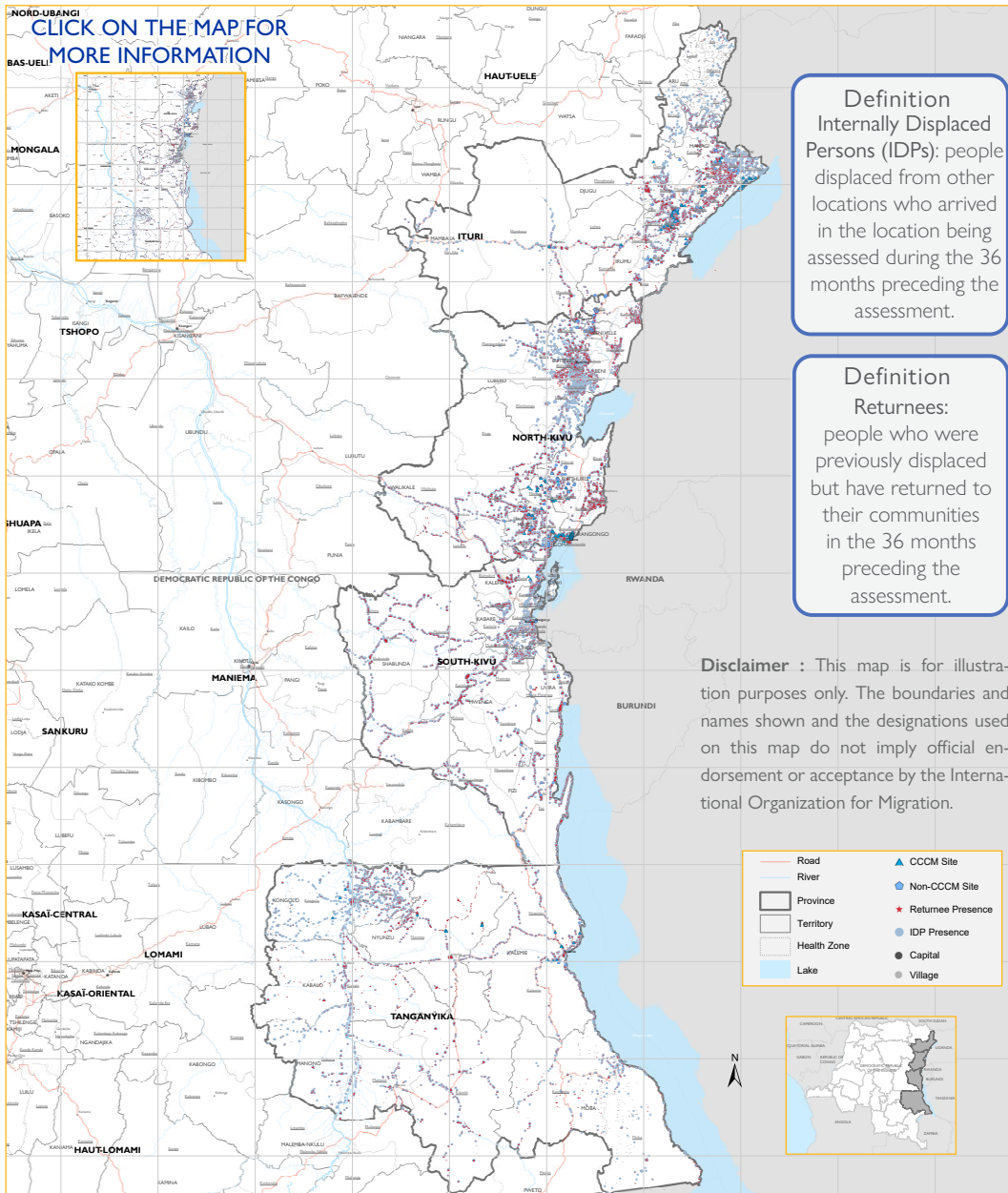


NOVEMBER 2023

SUMMARY: Provinces of Ituri, North-Kivu, South-Kivu and Tanganyika



5,637,536
Internally Displaced Persons (IDPs)*

4,324,523
IDP Returnees

908,920
Individuals displaced by the M23 crisis

23,502
villages assessed & **84%** coverage

67,656
key informants

19%
of the population of Eastern DRC displaced

704,476
IDPs living in sites covered by the CCCM mechanism

167,009
IDPs living in sites not covered by the CCCM mechanism

IDP & RETURNEE FIGURES

Province	Status	Households	Individuals	Villages assessed	Total population**
ITURI	IDPs	345,125	1,630,535	6,430 (86%)	7,103,488
	Returnees	236,866	1,166,597		
NORTH-KIVU	IDPs	476,683	2,300,163	6,357 (80%)	10,755,949
	Returnees	408,172	2,173,033		
SOUTH-KIVU	IDPs	260,400	1,356,376	5,495 (79%)	8,693,364
	Returnees	125,773	687,674		
TANGANYIKA	IDPs	79,409	350,462	5,220 (91%)	3,569,735
	Returnees	61,271	297,219		

* The figures for IDPs and returnees refer to people currently in a situation of displacement or return in their area of origin at the time of assessment, and have been displaced/returned in the preceding 36 months.

** Population estimates come from the Provincial Health Division (*Division provinciale de la santé - DPS in french*) of each province.

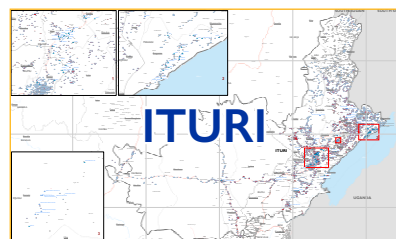
The Democratic Republic of Congo (DRC) continues to face armed, inter-ethnic and inter-community conflicts, natural disasters and disease epidemics that have created one of the world's most complex and persistent crises. The constant threat of violence and insecurity, particularly in the country's eastern provinces, and the recent resurgence of armed conflict in the provinces of North Kivu and Ituri, has led to a substantial increase in population displacement since mid-2022. Furthermore, millions of people are at risk, and thousands more are affected by natural disasters and wider insecurity.

The situation has been particularly exacerbated over the past 18 months by the actions of two groups in particular – the Cooperative for the Development of Congo (CODECO) and the March 23 Movement (M23) – whose actions have led to significant displacement and increased vulnerability of affected populations, particularly in the provinces of North Kivu and Ituri. The M23 conflict, and related displacement, has evolved through the course of 2023, with recent months comprising both periods of relative calm, followed by upticks in violence and resultant displacement. Moreover, the DRC's upcoming elections - scheduled for December 2023 - are likely to be subject to allegations of fraud, irregularities and violence. This situation is also likely to provoke security incidents and displacement around the country, and exacerbate the already difficult situation of many displaced people living in overcrowded camps or with host families, facing severe deprivation and lacking access to basic services.

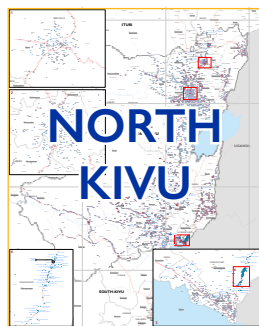
Given the need for accurate information agreed by the authorities, IOM - through its Displacement Tracking Matrix (DTM) - has been conducting Mobility Tracking (MT) assessments since 2018. These exercises are implemented in the DRC with the aim of providing estimates on presence, number of affected population groups (IDPs, returnees), reasons for displacement, duration of displacement and specific needs within defined locations. Data for the MT exercise is collected on a bi-annual basis by teams of trained enumerators, through key informant interviews and direct observations at a village level. As part of this process, IOM ensures the participation of government representatives during data collection to promote and build capacity in the event of handover. IOM data is then presented to and validated by the provincial Population Movement Commission (*Commission de mouvement de population* – CMP in French).

The summary statistics presented in this report are drawn from the most recent MT round for each province, which took place between August and September 2023, to produce an overview of the displacement situation in the Eastern DRC region.

MAPS OF IDP AND RETURNEE PRESENCE AT A PROVINCIAL LEVEL



Click on one of the maps to view a province or [here](#) for a map of the whole East



All DTM products are available here at: dtm.iom.int

In the four eastern provinces of the DRC, comprising Ituri, North-Kivu, South Kivu, and Tanganyika, during this assessment DTM identified **5,637,536** internally displaced people (IDPs) and **4,324,523** returnees, present in 76 per cent of assessed villages. DTM estimates that the highest proportion (41%) of IDPs (2,300,163 individuals) are hosted in North Kivu, followed by 29 per cent (1,630,535) in Ituri, 24 per cent (1,356,376) in South Kivu and 6 per cent (350,462) in Tanganyika. The most frequently reported reasons for displacement among displaced populations living in host families are attacks by armed groups (84%), inter-community conflict (12%) and natural disasters (3%). An estimated **908,920** individuals were displaced by the M23 crisis at the time of the most recently produced DTM crisis analysis.

Internally Displaced Persons in Host Families: Of the total number of IDPs reported, 85 per cent live in host families. DTM identified **4,766,051** IDPs (923,446 households) in **15,663 host villages** out of a total of 23,502 villages assessed. The vast majority of communities (20,356 villages, or 87%) in Eastern DRC generally host no/small numbers of IDPs at any one time, up to five hundred individuals in each village, which represents just under half of the IDP population in host families (2,097,682 or 44%). Conversely, around a third of IDPs in host families (1,660,439 or 35%) live in six per cent (1,499) of villages containing IDP populations of over 750 individuals each.

Internally Displaced Persons in Sites : A total of **871,485** individuals were identified in **342 sites and collective centers**, of which 81 per cent (704,476 individuals or 200,959 households) reside in the **209 sites covered by the CCCM mechanism**, and 19 per cent (167,009 individuals or 37,212 households) reside in the 133 sites that are not covered by CCCM. The proportion of IDPs living in sites is highest in the provinces of North Kivu (21% of the province's IDPs, or 473,244 individuals) and Ituri (18%, or 299,036 individuals).

Returnee Population: DTM estimates a total number of **4,324,523** returnees identified in 11,033 villages (47% of those assessed). The highest number of returnees were found to reside in North Kivu (2,173,033 individuals, or 20% of the provincial population), followed by Ituri (1,166,597, or 16%), South Kivu (687,574, or 8%) and Tanganyika (297,219, or 8%). An improved security situation was found to be the primary reason for return for 51 per cent of returnees, followed by improved food situation (21%) and family reunification (14%).

Click on the following links to view the recent MT dashboards for the provinces of [Ituri](#), [North Kivu](#), [South Kivu](#) and [Tanganyika](#). Click [here](#) to download the Eastern DRC-level compiled dataset.

TERRITORY-LEVEL BREAKDOWN OF IDP & RETURNEE POPULATIONS IN EASTERN DRC

Province	Territory	IDPs in Host Communities		IDPs in CCCM Sites		IDPs in non-CCCM Sites		IDP Returnees		Villages
		Households	Individuals	Households	Individuals	Households	Individuals	Households	Individuals	
ITURI	ARU	12,848	64,295	0	0	0	0	3,952	21,535	1,091
	DJUGU	101,451	492,617	37,027	148,169	7,196	34,596	119,518	576,548	2,371
	IRUMU	68,947	353,048	12,942	57,211	930	4,625	51,120	260,762	1,143
	MAHAGI	63,384	320,661	11,522	28,077	3,135	11,609	43,905	215,634	1,480
	MAMBASA	22,396	100,878	206	1,036	19	57	18,371	92,118	345
	TOTAL	269,026	1,331,499	61,697	234,493	11,280	50,887	236,866	1,166,597	6,430
NORTH KIVU	BENI	89,094	472,750	0	0	1,556	7,368	110,997	592,692	1,194
	BENI, City	25,801	139,655	0	0	79	379	8,056	45,946	215
	BUTEMBO	12,512	68,653	0	0	31	159	2,673	13,423	382
	GOMA	7,201	38,250	9,303	22,119	0	0	27,014	145,570	401
	LUBERO	55,931	303,903	0	0	0	0	24,376	134,457	1,480
	MASISI	80,285	403,090	16,214	63,273	6,451	30,980	104,543	521,986	1,051
	NYIRAGONGO	6,793	35,607	24,426	60,751	0	0	5,111	29,387	49
	RUTSHURU	36,221	204,509	1,869	6,901	2,037	8,790	90,205	514,646	930
	WALIKALE	31,050	160,502	268	1,086	61	339	35,197	174,926	655
	TOTAL	344,888	1,826,919	52,080	154,130	10,215	48,015	408,172	2,173,033	6,357
SOUTH KIVU	BUKAVU	840	3,303	0	0	0	0	202	1,186	371
	FIZI	66,087	351,923	0	0	7,770	35,325	39,121	216,573	714
	IDJWI	355	1,777	0	0	0	0	3	8	84
	KABARE	3,068	13,865	0	0	0	0	440	1,853	546
	KALEHE	61,551	330,254	0	0	3,486	14,894	29,946	176,425	787
	MWENGA	34,653	178,541	0	0	368	1,842	16,694	86,464	673
	SHABUNDA	32,921	176,691	0	0	0	0	21,946	117,058	794
	UVIRA	25,839	131,214	0	0	995	3,874	11,323	57,217	712
	WALUNGU	22,307	111,973	0	0	160	900	6,098	30,890	814
	TOTAL	247,621	1,299,541	0	0	12,779	56,835	125,773	687,674	5,495
TANG-ANYIKA	KABALO	2,146	10,977	0	0	0	0	5,130	24,937	500
	KALEMIE	16,100	76,071	5,594	13,199	2,918	11,172	18,245	84,618	657
	KONGOLO	20,699	105,404	7,094	11,630	20	100	8,897	44,869	1,544
	MANONO	16,457	83,216	0	0	0	0	15,523	79,358	1,006
	MOBA	2,307	11,447	0	0	0	0	1,977	9,235	762
	NYUNZU	4,202	20,977	1,872	6,269	0	0	11,499	54,202	751
	TOTAL	61,911	308,092	14,560	31,098	2,938	11,272	61,271	297,219	5,220

IOM has a zero-tolerance policy towards sexual abuse and exploitation. Report fraud or misconduct (including sexual abuse or exploitation) in a confidential manner using the following telephone number: 49 55 55 or via <https://weareallin.iom.int>

DTM activities in the Eastern DRC are supported by:



USAID
FROM THE AMERICAN PEOPLE



Co-funded by
the European Union