

32 IDP HHs

33% increase in displacement from the previous week (24 HHs)

0 Returnee HHs

IOM Yemen DTM's Rapid Displacement Tracking (RDT) tool collects data on estimated numbers of households forced to flee on a daily basis from their locations of habitual residence or displacement, allowing for regular reporting of new displacements<sup>1</sup> in terms of estimated numbers, causes of displacement, geography and needs. It also tracks IDP returnees who returned to their location of habitual residence.

Between 15 and 21 October 2023, IOM Yemen DTM tracked 32 households (HHs) (192 individuals)<sup>2</sup> who experienced displacement at least once.

Safety and security concerns as a result of the conflict were the main reason for displacement, accounting for 72 per cent (23 HHs) of the total followed by economic reasons related to conflict, accounting for 28 per cent (9 HHs).

From 1 January to 21 October 2023, IOM Yemen DTM tracked 4,767 households<sup>3</sup> (28,602 Individuals) who experienced displacement at least once.

| Governorate of Displacement | IDP HHs Displaced during the week 15 to 21 Oct 2023 | Total <sup>4</sup> IDP HHs from 1 Jan to 21 Oct 2023 |
|-----------------------------|---|--|
| Ma'rib                      | 18  | 2,032  |
| Ta'iz                       | 9   | 900  |
| Al Hodeidah                 | 3   | 657  |
| Shabwah                     | 2   | 436  |
| Hadramawt                   | 0   | 36   |
| Lahj                        | 0   | 383  |
| Abyan                       | 0   | 219  |
| Ad Dali                     | 0   | 95   |
| Al Maharah                  | 0   | 9  |
| Aden                        | 0   | 0  |
| Al Bayda                    | 0   | 0  |
| Al Jawf                     | 0   | 0  |
| Socotra                     | 0   | 0  |
| <b>TOTAL</b>                | <b>32</b>   | <b>4,767</b>   |

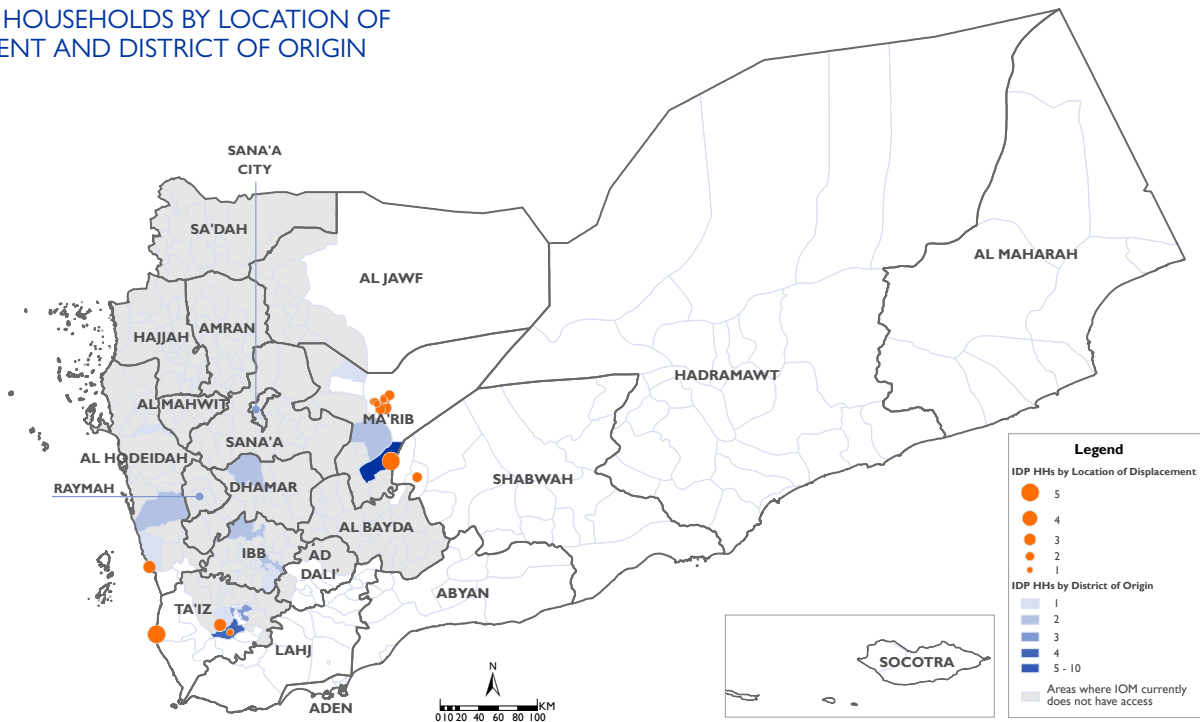
4. New arrivals recorded by IOM DTM within the reporting period. This does not necessarily represent the exact total increase of HHs due to an unknown number of instances of multiple displacements and/or return.

1. Displacement in Yemen refers to the 13 governorates where IOM DTM's team has access, namely: Abyan, Ad Dali', Aden, Al Bayda, Al Hodeidah, Al Jawf, Al Maharah, Hadramawt, Lahj, Ma'rib, Shabwah, Socotra, Ta'iz.

2. IOM DTM estimates that one household represents six individuals.

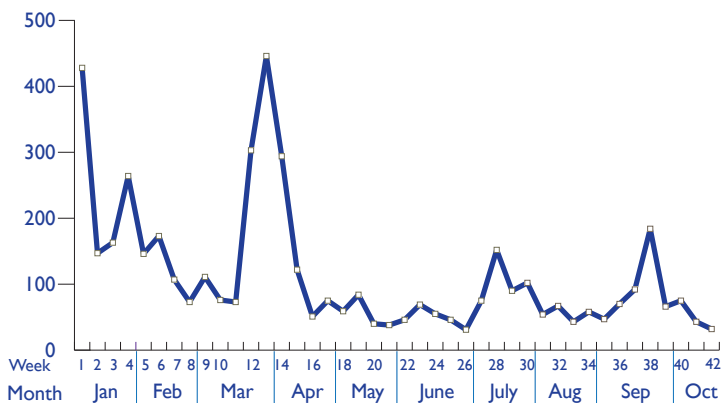
3. Please note that further additions to previous reporting periods can be reflected in cumulative totals without being individually addressed in narrative reports.

### DISPLACED HOUSEHOLDS BY LOCATION OF DISPLACEMENT AND DISTRICT OF ORIGIN

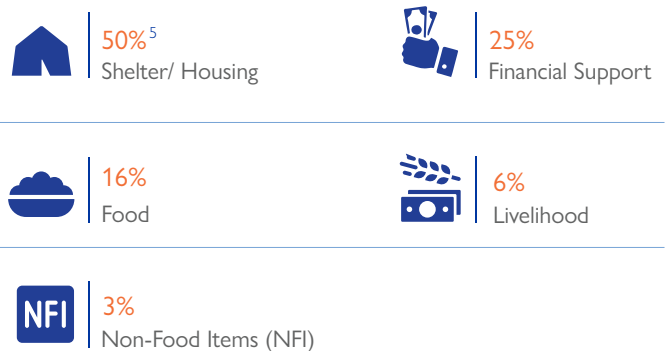


**Disclaimer:** This map is for illustration purposes only. Names and boundaries on this map do not imply official endorsement or acceptance by IOM.

### NUMBER OF IDP HHs DISPLACED PER WEEK



### MAIN NEEDS OF IDP HHs DURING THE REPORTING PERIOD



5. Percentages are rounded and might not add up to 100.