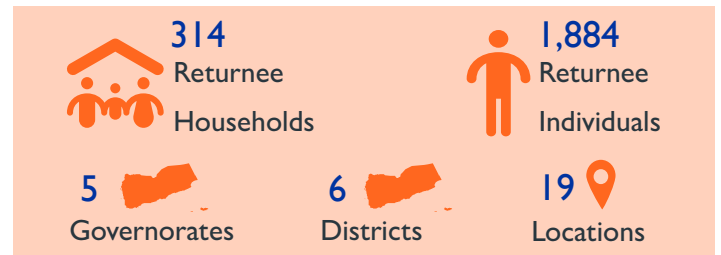
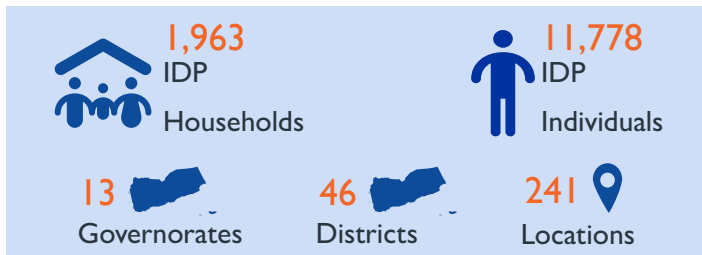


KEY FINDINGS



OVERVIEW

The International Organization for Migration (IOM) Displacement Tracking Matrix (DTM) is a global information system composed of a set of tools and methodologies that contribute to defining the number and needs of displaced people, migrants, returnees and host community members throughout Yemen.

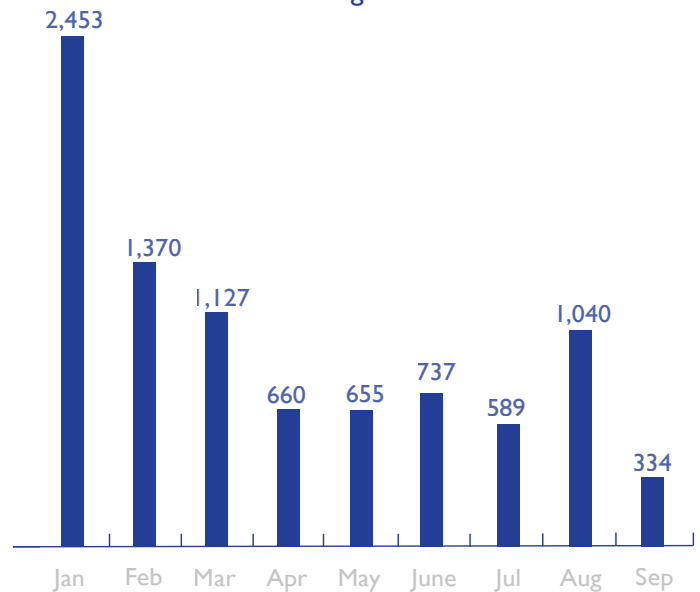
The DTM team uses Rapid Displacement Tracking (RDT) to collect data on the number of Yemeni households (HHs) forced to flee on a daily basis due to conflict, natural disaster or other reasons in accessible areas. This allows DTM to produce regular reporting of occurrences of displacement in terms of numbers, locations and priority needs. Please note that findings are limited to Yemen's south controlled by the Internationally Recognized Government (12 governorates).

RDT methodology was used to track displacement and return events in terms of numbers of internally displaced persons (IDPs) and returnees. The aim of this tool is to provide timely and actionable data on new population movements only and does not capture total numbers of IDPs or returnees. The tool does not capture whether displacement is new or repeated (households displaced from another displacement location).

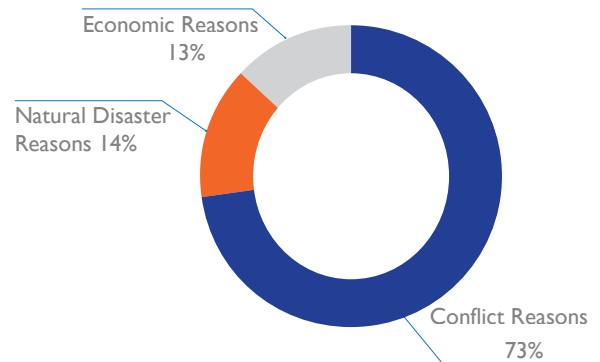
During the reporting period, between 1 July and 30 September 2022, IOM Yemen DTM tracked 1,963 households (HH) (11,778 individuals)¹ who experienced displacement at least once. This compares to 2,052 households (12,312 Individuals) in the second quarter representing a four per cent decrease. Since the beginning of the 2022, the number of tracked new instances of displacement has been declining with a truce holding between April and October 2022.

Safety and security concerns as a result of the conflict were the main reason for displacement, accounting for 73 per cent (1,431 HHs) of the total, followed by economic reasons related to conflict, accounting for 13 per cent (256 HHs) and natural disasters (14%, 276 HHs).

Number of IDP HHs Tracked per Month During 2022



Reason for Displacement



Safety and Security as a Result of Conflict (1,431 HHs)



Natural Disasters (276 HHs)²



Economic Reasons Related to Conflict (256 HHs)



¹- IOM DTM calculates six individuals per household.

²- Please note that not all households affected by rain and floods during Q3 2022 were not displaced and therefore are not all included

The majority of people moved into/within the following governorates and districts:

- **Ma'rib (830 HHs)** – Ma'rib City (830 HHs), Ma'rib (521 HHs) and Harib (124 HHs) districts. Most displacement in the governorate originated from within Ma'rib (292 HHs), Shabwah (216 HHs) and Al Hodeidah (63 HHs) with 259 households coming from a further 13 governorates.

- **Shabwah (422 HHs)** – Ataq (143 HHs), Jordan (89 HHs), Markhah As Sufila (50 HHs) and eight other districts (140 HHs). Most displacement in the governorate originated within Shabwah (406 HHs) with 16 households arriving from Ma'rib.

- **Ta'iz (176 HHs)** – Jabal Habashi (43 HHs), Al Maafer (31 HHs) Al Qahirah (27 HHs) and eight other districts (75 HHs). Most IDPs originated from within Ta'iz (123 HHs), Al Hodeidah (30 HHs) and 11 other governorates (23 HHs).

The majority of people moved from the following governorates and districts:

- **Shabwah (646 HHs)** – Ataq (488 HHs), Jordan (85 HHs), Osaylan (32 HHs) and 41 households from a further three districts.

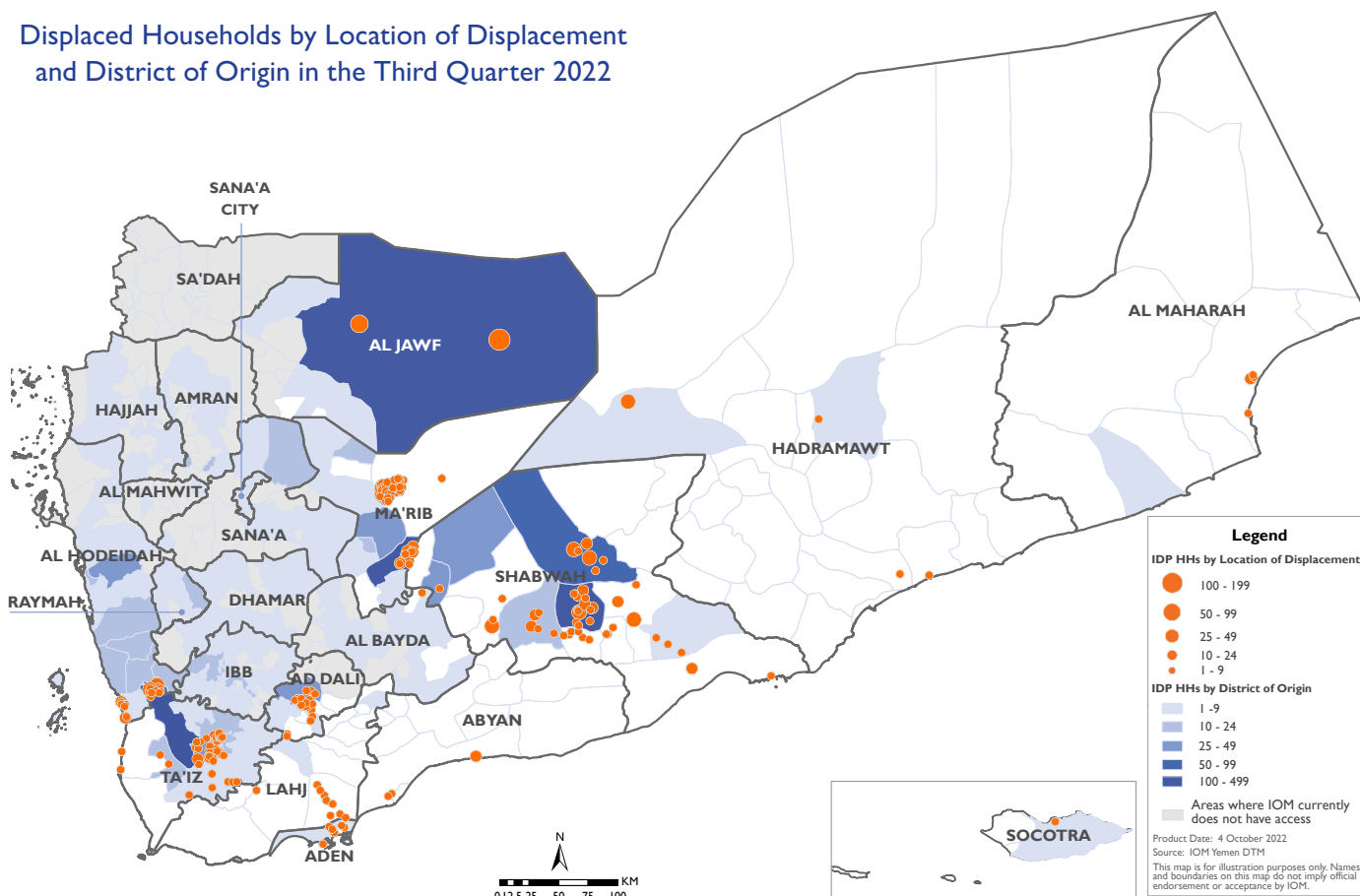
- **Ma'rib (315 HHs)** – Harib (132 HHs), Ma'rib City (95 HHs), Al Jubah (38 HHs) and 50 households from a further six districts.

- **Al Hodeidah (253 HHs)** – Hays (75 HHs), Al Marawiah (31 HHs), Bayt Al Faqih (24 HHs) and 123 households from a further 15 districts.

Table: Number of Households Displaced by Governorate in Q3 and Cumulative 2022

Governorate of Displacement	IDP HHs Displaced during Q3 July to Sep 2022	Total IDP HHs from 1 Jan to 30 Sep 2022
Ma'rib	830	2,350
Shabwah	422	1,448
Ta'iz	176	1,146
Al Jawf	166	204
Al Hodeidah	159	1,983
Ad Dali	95	831
Hadramawt	31	144
Abyan	27	273
Lahj	22	78
Al Maharah	20	301
Aden	11	200
Al Bayda	2	5
Socotra	2	2
TOTAL	1,963	8,965

Displaced Households by Location of Displacement and District of Origin in the Third Quarter 2022

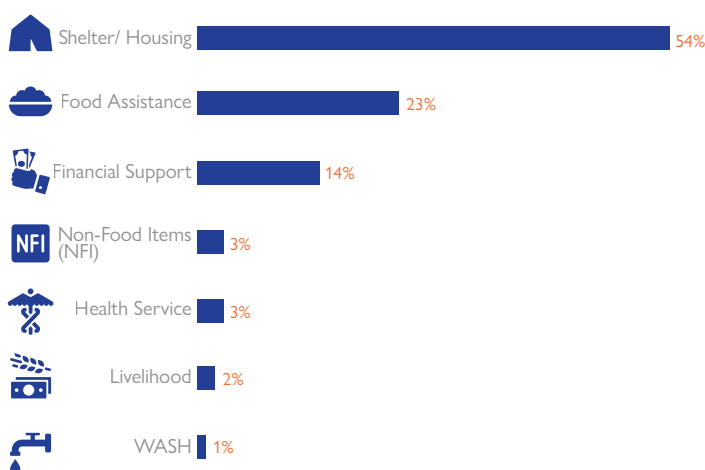


IDPs NEEDS

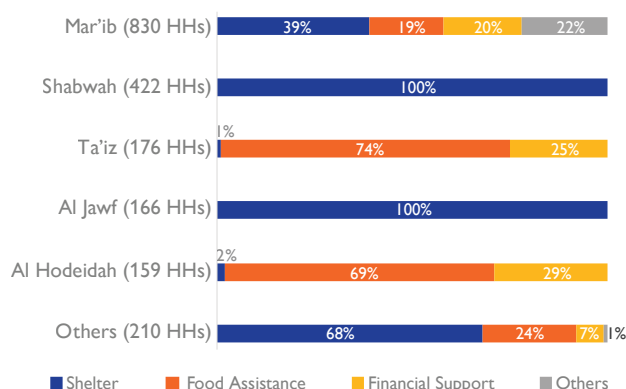
Shelter continued to figure as the highest priority need expressed by newly displaced households in the third quarter of 2022 (54%). Shelter needs were especially prioritized by IDPs in Shabwah where this need was prioritized by all newly displaced households compared with 39 per cent in Ma'rib. While priority needs were more varied in Ma'rib, newly displaced households in Ta'iz most commonly cited an acute need for food assistance.

- **54 per cent (1,056 out of 1,963 HHs)** reported shelter and housing as their most urgent need in the third quarter of 2022, especially in the governorates of Shabwah (422 HHs), Ma'rib (320 HHs) and Al Jawf (160 HHs).
- **23 per cent (450 of 1,963 HHs)** reported food assistance as their most urgent need, especially in governorates of Ma'rib (160 HHs), Ta'iz (130 HHs) and Al Hodeidah (110 HHs).
- **14 per cent (271 of 1,963 HHs)** reported financial assistance as their most urgent need, especially in the governorates of Ma'rib (166 HHs), Ta'iz (44 HHs) and Al Hodeidah (46 HHs).

Priority Needs Q3 2022 (n= 1,963 HHs)



Main needs within the three governorates with the most new instances of displacement in Q3 2022



ABOUT DTM

IOM's Displacement Tracking Matrix (DTM) in Yemen is implementing various assessment activities including the Rapid Displacement Tracking (RDT), the Baseline Sub-Area Assessment and Flow Monitoring Registries and Surveys. DTM Yemen also supports the humanitarian planning cycle (HNO/HRP) and clusters with implementation and data processing of the Multi-Cluster Location Assessment (MCLA).

IOM'S DTM ACTIVITIES ARE SUPPORTED BY

