

POPULATION COUNT

Bentiu IDP Camp

Data collection February 2021

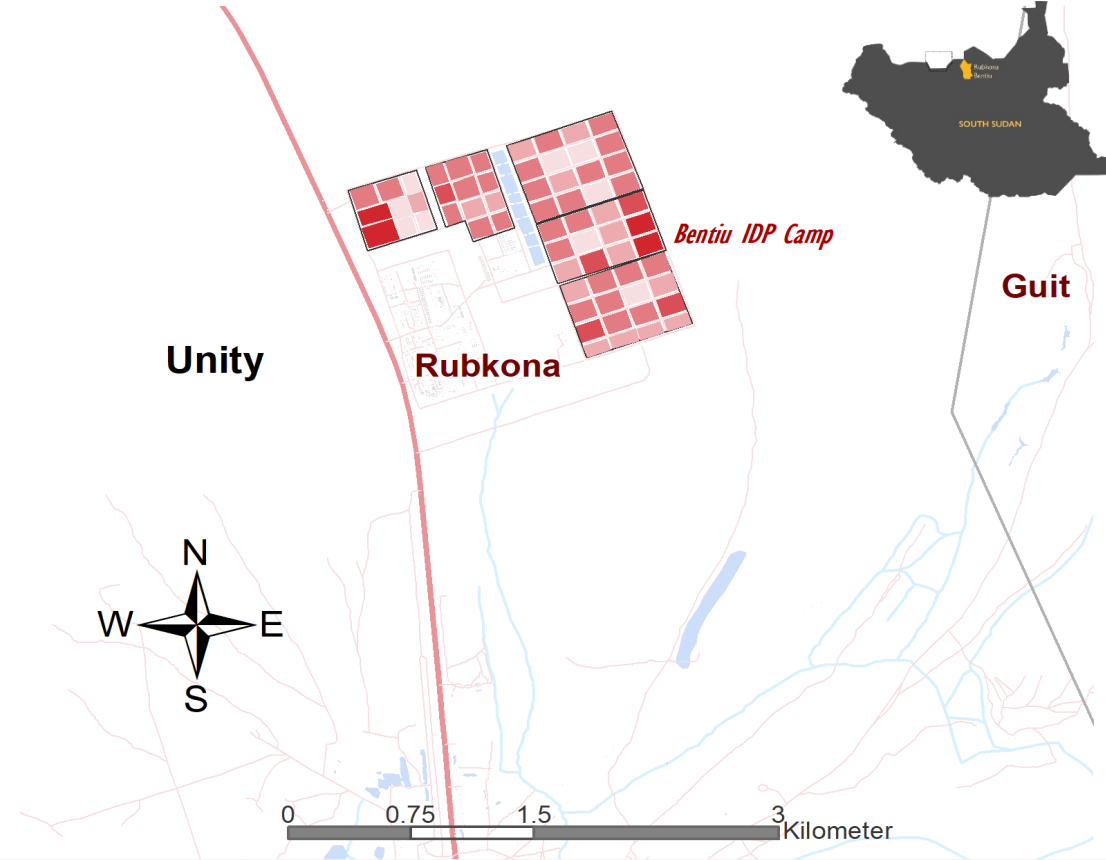
The Bentiu IDP camp was established in December 2013. As of February 2021, 131,059 individuals (30,941 households) are biometrically registered as active beneficiaries in the site representing a decrease by 12 individuals since beginning of January 2021 due to beneficiaries relocating out of the camp.

Recognizing that there have been significant population changes since the last overall biometric registration / verification, IOM DTM conducts regular population counts to monitor population dynamics and displacement trends showing that the actual number of persons currently living at Bentiu IDP camp remains lower than the registered total.

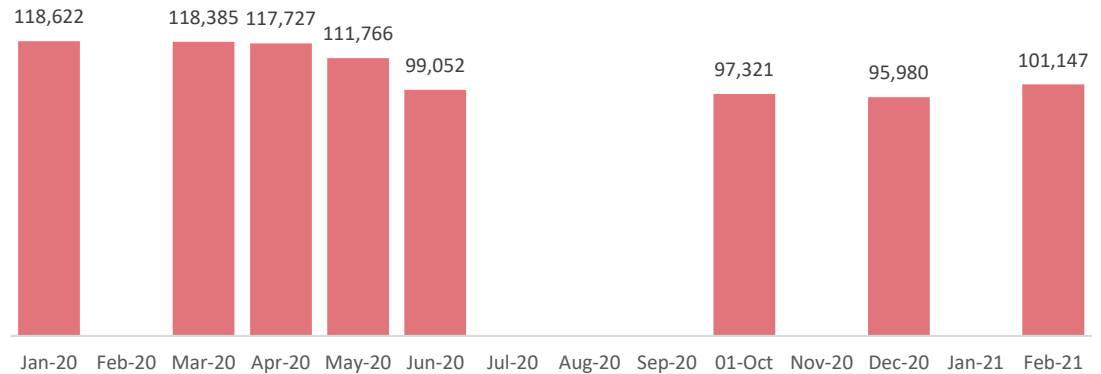
As per February 2021 population count findings, Bentiu IDP camp population stands at 101,147 individuals (14,533 households) in 11,884 inhabited shelters (on average 7 individuals per shelter).

The absence of an area lockdown/complete movement restrictions due COVID-19 for Bentiu IDP camp residents' results in regular inflow and outflow mobility between the camp and surrounding locations. Between the months of July and September (2020) the average number of entries and exits from Bentiu IDP camp was more than 13,000 people per day. The movement increased between October and December (2020) to more than 16,109 entries and 15,904 exits. For the months of January and February 2021, monitoring teams record a comparable daily average of 16,394 entries and 15,681 exits.

Displacement Site Flow Monitoring at points of entry/exit in Bentiu IDP camp saw a slight decrease of intended permanent exits in February compared to indicative findings from January. Majority of permanent exits during these two months were mapped across locations within Unity State (85%), with most heading to Rubkona (25%), Guit (24%) and Koch (17%) counties. Most of the population leaving comprised of males (52%) compared to 48 per cent females. Among permanent exits recorded between January-February, thirty-seven per cent of all individuals reported leaving because they feel life is now better in destination.



Monthly population trends at Bentiu IDP Camp, January 2020 – February 2021*



*In February July, August, September and November (2020) as well as January (2021), IOM was unable to conduct population counts.

POPULATION COUNT

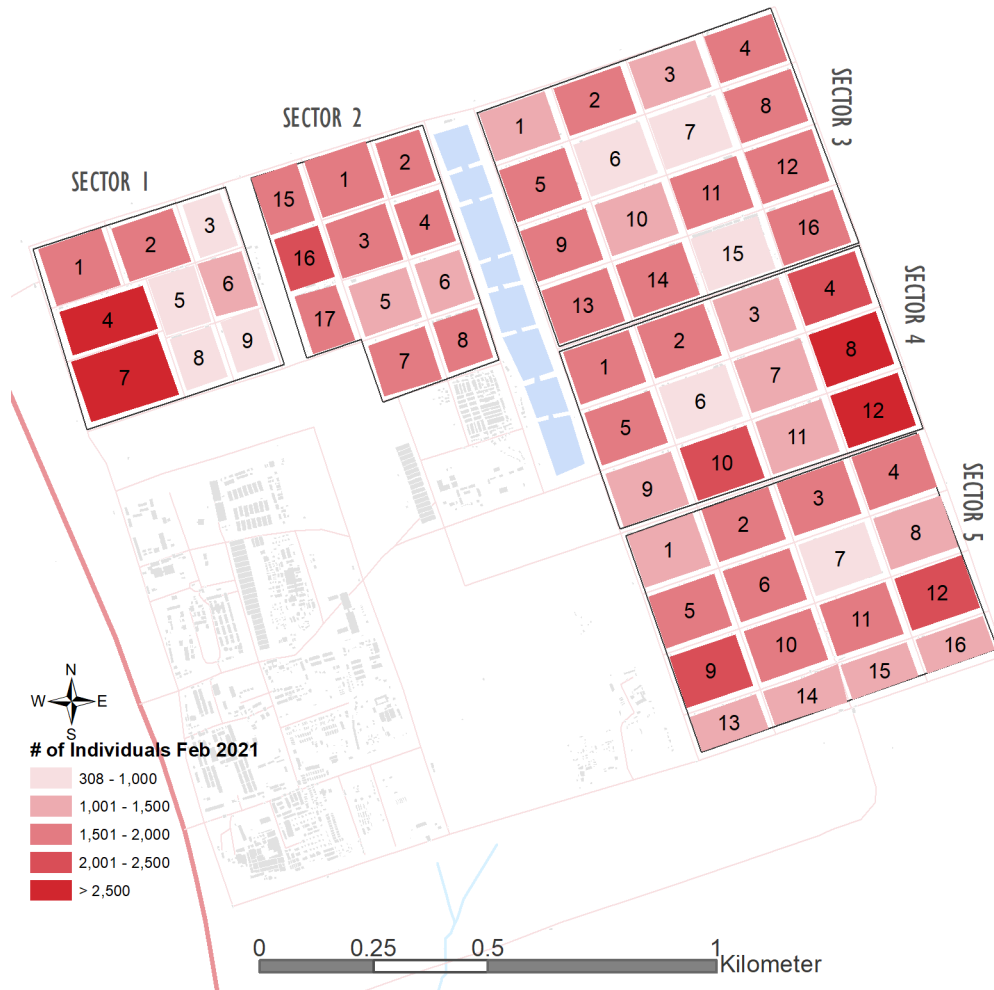
Bentiu IDP Camp

Data collection February 2021



Population in Bentiu IDP Camp (February 2021)

Sector 5 24,551	Sector 3 22,854	Sector 4 20,591	Sector 2 18,720	Sector 1 14,431
-----------------	-----------------	-----------------	-----------------	-----------------

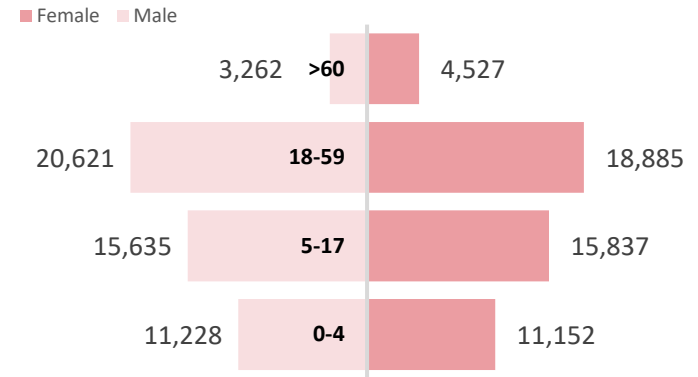


The most populous sector is Sector 5 with 24 per cent of the overall population, followed by Sector 3 (23%) and Sector 4 (20%).

The blocks with the largest populations were recorded across three main sectors, namely: Sector 1 Block 7 (3,736 individuals), Sector 4 Block 8 (2,636 individuals), Sector 1 Block 4 (2,610 individuals), Sector 5 Block 12 (2,326 individuals) and Sector 4 Block 12 (2,517 individuals).

Bentiu IDP Camp, Population by age and sex (February 2021)

101,147 individuals, 50% Female



For further information, contact southsudandtm@iom.int & visit <https://displacement.iom.int/south-sudan>.

DTM IS SUPPORTED BY

