

## HIGHLIGHTS

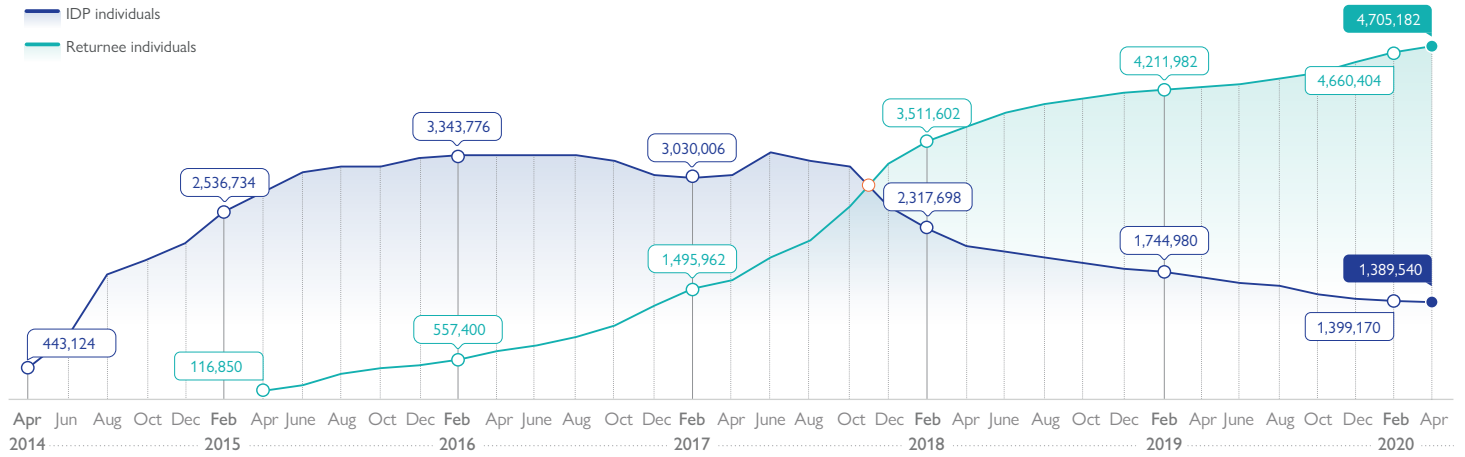


Figure 1. Number of IDPs and returnees over time

Data collection for Round 115 took place during the months of March and April 2020. As of 30 April 2020, DTM identified 4,705,182 returnees (784,197 households) across 8 governorates, 38 districts and 2,027 locations. An additional 44,778 returnees were recorded during data collection for Report 115, which is lower than the number of new returnees in the previous round (63,954 new returnees in Report 114). Most returnees were recorded in the governorates of Anbar (22,170), Ninewa (13,890) and Salah al-Din (7,974). This low return rate is unsurprising considering the mobility restrictions imposed by the Iraqi authorities starting in March 2020 to curb the spread of the COVID-19 pandemic. The majority of new recorded returns were either households who had returned in previous months but were only identified in this round, or those who returned before the implementation of the country-wide curfew in early March.

During the same period, DTM also identified 1,389,540 IDPs (231,590 households) dispersed across 18 governorates, 104 districts and 2,986 locations in Iraq (-18 locations since the previous round). Despite the overall decrease in the number of IDPs (-9,630 since the previous round), 2,694 individuals were displaced during March and April, mainly in instances of secondary displacement.

In terms of areas of origin, 60 per cent of the current caseload of IDPs come from Ninewa Governorate, mainly from Mosul (277,506 individuals), Sinjar (266,088) and Al-Ba'aj (111,798). The second and third largest shares of IDPs come from Salah al-Din and Anbar governorates with 11 per cent each.

Displacement Overview

As of 30 April 2020

<b>1,389,540</b> IDP individuals	<b>231,590</b> IDP households
-------------------------------------	----------------------------------

Main Governorates of Displacement

<b>Ninewa</b> 328,212 IDPs	<b>Dahuk</b> 319,158 IDPs	<b>Erbil</b> 237,480 IDPs
-------------------------------	------------------------------	------------------------------

Geographic Distribution

<b>18</b> Governorates	<b>104</b> Districts	<b>2,986</b> Locations
---------------------------	-------------------------	---------------------------

Return Overview

As of 30 April 2020

<b>4,705,182</b> Returnee individuals	<b>784,197</b> Returnee households
--	---------------------------------------

Main Governorates of Return

<b>Ninewa</b> 1,799,628 Returnees	<b>Anbar</b> 1,501,890 Returnees	<b>Salah al-Din</b> 688,920 Returnees
--------------------------------------	-------------------------------------	--

Geographic Distribution

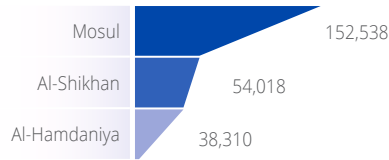
<b>8</b> Governorates	<b>38</b> Districts	<b>2,027</b> Locations
--------------------------	------------------------	---------------------------

# DISPLACEMENT OVERVIEW

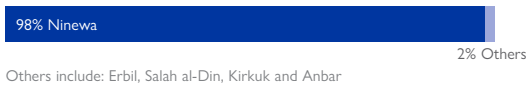
The below graphs show (1) the number of IDPs in all governorates of displacement, (2) the number of IDPs in each main district as well as (3) the proportion of IDPs per governorate of origin for each governorate of displacement.

## Ninewa 328,212 IDPs

### ▶ Three main districts of displacement

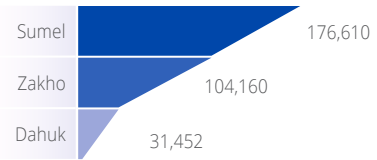


### ▶ Governorates of origin

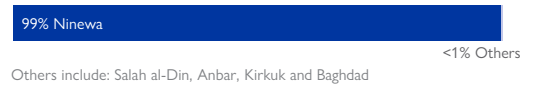


## Dahuk 319,158 IDPs

### ▶ Three main districts of displacement

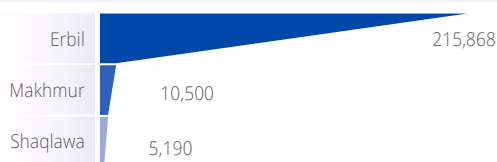


### ▶ Governorates of origin

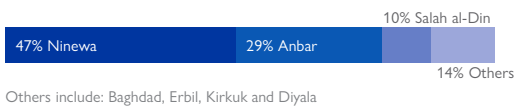


## Erbil 237,480 IDPs

### ▶ Three main districts of displacement

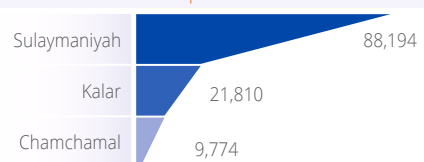


### ▶ Governorates of origin

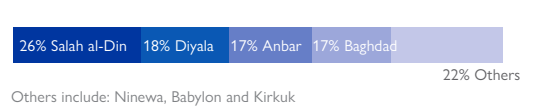


## Sulaymaniyah 139,458 IDPs

### ▶ Three main districts of displacement

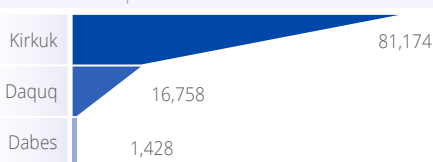


### ▶ Governorates of origin



## Kirkuk 99,786 IDPs

### ▶ Three main districts of displacement

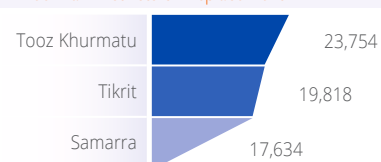


### ▶ Governorates of origin



## Salah al-Din 70,776 IDPs

### ▶ Three main districts of displacement

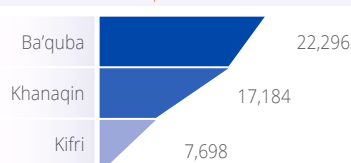


### ▶ Governorates of origin



## Diyala 53,874 IDPs

### ▶ Three main districts of displacement

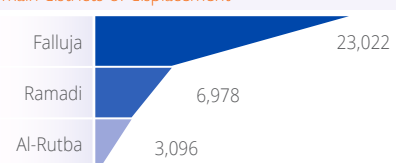


### ▶ Governorates of origin



## Anbar 36,342 IDPs

### ▶ Three main districts of displacement



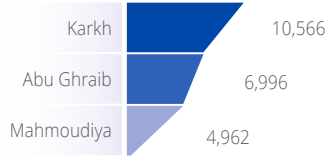
### ▶ Governorates of origin



# DISPLACEMENT OVERVIEW

## Baghdad 36,162 IDPs

### ▶ Three main districts of displacement



### ▶ Governorates of origin



Others include: Salah al-Din, Diyala, Baghdad and Kirkuk

## Babylon 17,004 IDPs

### ▶ Three main districts of displacement



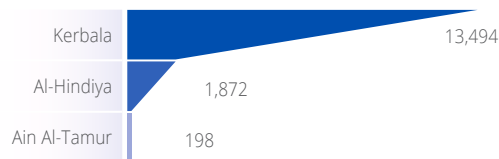
### ▶ Governorates of origin



Others include: Anbar, Baghdad, Diyala, Salah al-Din and Kirkuk

## Kerbala 15,564 IDPs

### ▶ Three main districts of displacement



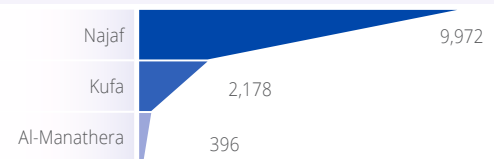
### ▶ Governorates of origin



Others include: Anbar, Kirkuk, Diyala, Salah al-Din and Baghdad

## Najaf 12,546 IDPs

### ▶ Three main districts of displacement



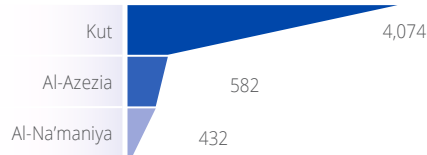
### ▶ Governorates of origin



Others include: Diyala, Salah al-Din, Anbar and Kirkuk

## Wassit 6,084 IDPs

### ▶ Three main districts of displacement



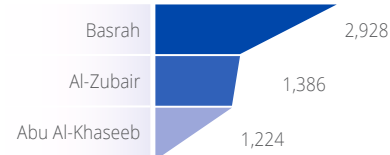
### ▶ Governorates of origin



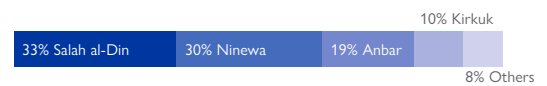
Others include: Diyala, Salah al-Din and Anbar

## Basrah 6,564 IDPs

### ▶ Three main districts of displacement



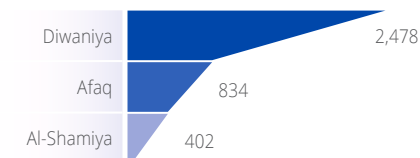
### ▶ Governorates of origin



Others include: Diyala, Baghdad and Babylon

## Qadisiya 3,888 IDPs

### ▶ Three main districts of displacement



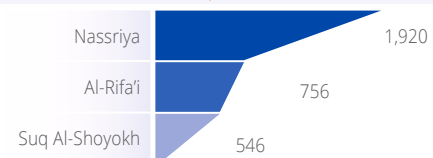
### ▶ Governorates of origin



Others include: Baghdad and Salah al-Din

## Thi-Qar 3,396 IDPs

### ▶ Three main districts of displacement



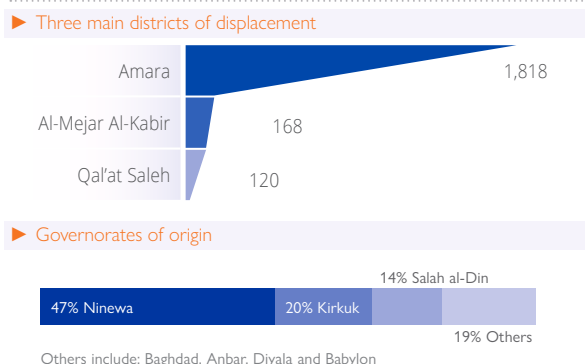
### ▶ Governorates of origin



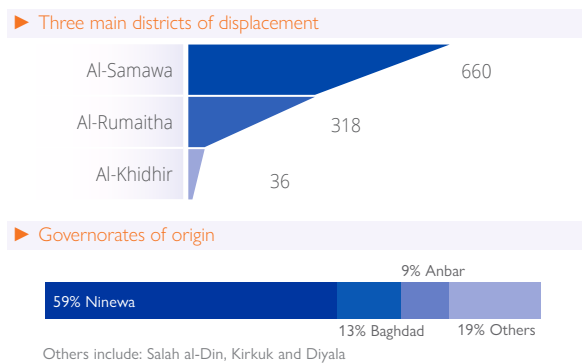
Others include: Baghdad, Salah al-Din, Diyala, Kirkuk and Babylon

# DISPLACEMENT OVERVIEW

## Missan 2,232 IDPs



## Muthanna 1,014 IDPs



## IDP SITUATION UPDATE

**Overall IDP figures:** During March and April, DTM identified 1,389,540 IDPs (231,590 households) dispersed across 18 governorates, 104 districts and 2,986 locations in Iraq. DTM recorded a decrease of 9,630 IDPs since the previous round, with the largest decrease taking place in Salah al-Din (-3,708, representing a -5% change in the IDP caseload in the governorate), followed by Ninewa (-2,958 -1%) and Baghdad (-1,914, -5%).

**Recent IDP movements:** Despite the overall decrease in the numbers of IDPs, 2,694 individuals arrived in assessed locations during March and April. The majority of new arrivals (2,064 individuals, 77%) came from other locations of displacement. In addition, 192 individuals were re-displaced after returning due to poor services, security concerns, lack of employment opportunities and lack of substantial financial means to remain in their area of return. The majority of these IDPs originally come from Hatra and Mosul in Ninewa, 72 and 60 individuals, respectively. Finally, 438 individuals were displaced from their area of origin for the first time, mainly to Erbil (366 individuals). Most of them fled Baghdad and Ninewa governorates due to the ongoing demonstrations, the worsening security situation, lack of services and lack of employment opportunities.

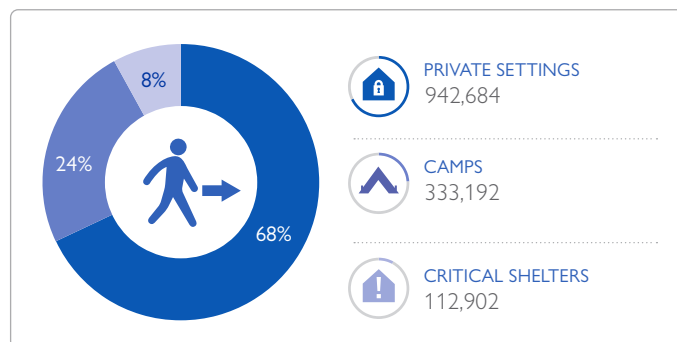
**IDP areas of origin:** 60 per cent of the current caseload of IDPs come from Ninewa Governorate, mainly from Mosul (277,506 individuals), Sinjar (266,088) and Al-Ba'aj (111,798). The second and the third largest shares of IDPs come from Salah al-Din and Anbar governorates with 11 per cent each. The top districts of origin are Tuz Khurmatu (40,530 individuals), Balad (29,532) and Baiji (28,422) in Salah al-Din and Ramadi (66,030), Falluja (48,762) and Al-Ka'im (12,258) in Anbar.

**Shelter types:** 68 per cent of IDPs are living in private settings (942,684 individuals), 24 per cent are in camps (333,192) and 8 per cent (112,902) are in critical shelters. A decrease of 2,634 IDPs in camp settings was recorded mainly in Najaf (-1,110), Sulaymaniyah (-930) and Ninewa (-420), in part due to the re-classification of 3 formal camps which are now considered informal settlements. At the district level, the three districts with the greatest decreases of IDPs living in camp settings are Najaf (-1,110), followed by Sulaymaniyah (-852) and Al-Hamadaniya (-648).

A small increase of 24 IDPs living in critical shelters has been observed since the previous round. While on a national level eight per cent of IDPs continue to live in critical shelters, there is notable variation among governorates: Anbar (44%), Salah al-Din (29%), Qadissiya (19%), Missan (11%), Dahuk (11%), Baghdad (11%) and Najaf (11%). Of those living in critical shelters, 68 per cent can be found in three governorates: Dahuk (35,010 individuals, 31%), Ninewa (20,916, 19%) and Salah al-Din (20,808, 18%). The top three districts hosting IDPs in critical shelters are Sumel (27,780 individuals, 25%), Falluja (12,816, 11%) and Samarra (9,798, 9%). There are also 78 locations where all IDPs are living in critical shelters, a total of 28,524 individuals, mainly in Anbar, Salah al-Din and Ninewa.

**Reasons for movements:** Overall reasons for the decrease in the numbers of IDPs remain consistent across rounds and include improvements in the security situation, the provision of services and the rehabilitation of houses in areas of origin. Moreover, some families in Al-Khalis and Ba'quba districts in Diyala were able to obtain the security clearance necessary to return to their areas of origin. Movements between governorates were limited due to the national curfew imposed in March in response to the COVID-19 outbreak.

Figure 2. IDP shelter types

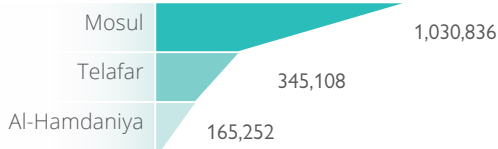


# RETURNS OVERVIEW

The below graphs show (1) the number of returnees in all governorates of origin, (2) the number of returnees in each main district as well as (3) the proportion of returnees per governorate of last displacement for each governorate of origin

## Ninewa 1,799,628 Returnees

### ▶ Three main districts of return



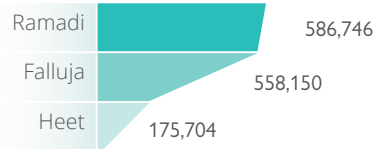
### ▶ Governorates of last displacement



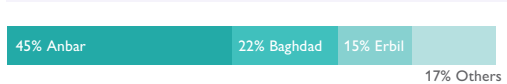
Others: Najaf, Kerbala, Baghdad, Babylon, Kirkuk, Wassit, Sulaymaniyah, Salah al-Din, Basrah, Missan, Qadissiya, Thi-Qar, Muthanna, Diyala and Anbar

## Anbar 1,501,890 Returnees

### ▶ Three main districts of return



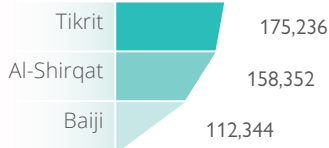
### ▶ Governorates of last displacement



Others: Kirkuk, Sulaymaniyah, Babylon, Salah al-Din, Dahuk, Kerbala, Ninewa and Diyala

## Salah al-Din 688,920 Returnees

### ▶ Three main districts of return



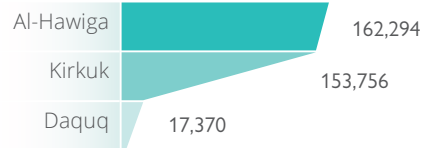
### ▶ Governorates of last displacement



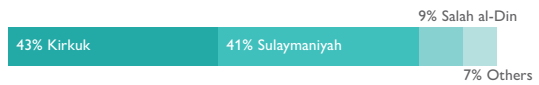
Others: Sulaymaniyah, Baghdad, Dahuk, Basrah, Kerbala, Najaf, Wassit, Missan and Diyala

## Kirkuk 340,656 Returnees

### ▶ Three main districts of return



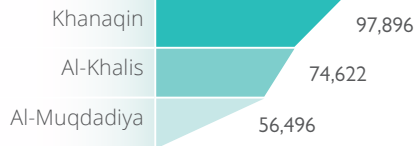
### ▶ Governorates of last displacement




Others: Erbil, Ninewa, Baghdad and Babylon

## Diyala 230,214 Returnees

### ▶ Three main districts of return



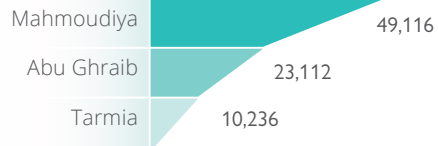
### ▶ Governorates of last displacement



Others: Baghdad, Erbil and Kerbala

## Baghdad 90,228 Returnees

### ▶ Three main districts of return



### ▶ Governorates of last displacement




Others: Sulaymaniyah, Kerbala and Missan

## Erbil 52,878 Returnees

### ▶ Three main districts of return



### ▶ Governorates of last displacement




## Dahuk 768 Returnees

### ▶ Three main districts of return



### ▶ Governorates of last displacement



# RETURNS OVERVIEW

## RETURNEE SITUATION UPDATE

**Overall return figures:** DTM identified 4,705,182 returnees (784,197 households) across 8 governorates, 38 districts and 2,027 locations in Round 115. During this round, DTM expanded its coverage by including 71 new, previously unassessed areas: 67 new locations in Ninewa and 4 in Salah al-Din. Despite the increase in the number of assessed locations, the number of new returnees (44,778) recorded during data collection for Report 115 is lower than the number of new returnees in the previous round (63,954 new returnees in Report 114). This decrease can be partially explained by the movement restrictions imposed by the Iraqi Federal and Kurdistan Region (KRI) governments at the beginning of March in response to the COVID-19 outbreak.

Ninewa, Anbar and Salah al-Din are the governorates which have both the highest number of returnees and the highest increases in the numbers of returnees since the previous round, hosting a total of 1,799,628 individuals (including an additional 13,890 new returns since February 2020) in Ninewa, 1,501,890 (22,170 new returns) in Anbar and 688,920 (7,974 new returns) in Salah al-Din.

During March and April, DTM recorded 390 returnees who have arrived from camps. The majority of them returned to Ninewa (246 individuals) with the top three districts being Sinjar (114), Al-Ba'aj (108) and Telafar (24).

**District-level figures:** At the district level in the top three governorates, Mosul in Ninewa remains the district hosting the highest number of returnees: 22 per cent of all returnees (1,030,836 individuals). It also had one of the largest influxes of returnees in terms of raw numbers during this round (3,798 individuals). By comparison, the largest percentage increase of returnees took place in Al-Ba'aj, which witnessed a 27 per cent increase since February (7,824 individuals), followed by Tilkaif and Hatra with a 1 per cent increase each (1,062 and 660 individuals respectively). The increase in the number of returnees both in Al-Ba'aj and Mosul can be explained by the expanded DTM coverage of 52 and 11 new locations respectively.

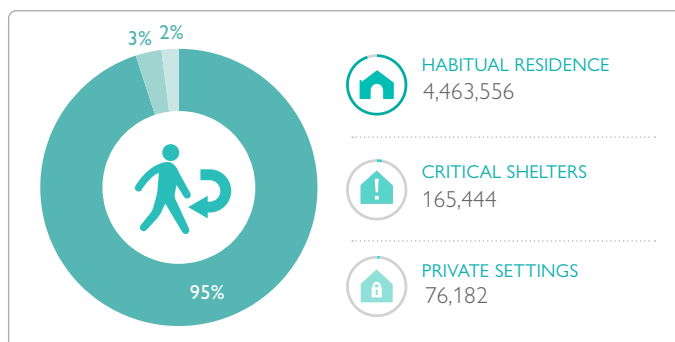
Ramadi district in Anbar has the second highest number of returnees (586,746 individuals, 12% of all returnees) followed by Falluja with 558,150 individuals (12%). Ramadi witnessed few returns this round with an increase of only 90 individuals, while Falluja had one of the highest increases in the number of returnees (19,362). The increase in Falluja is partly explained by an expansion of the DTM key informant network, which allowed for the identification of returnee households who were previously unreported. In addition, one of the largest percentage increases

of returnees took place in Ra'ua: a four per cent increase since February (642 individuals). In Salah al-Din, the largest increase in the numbers of returnees was observed in Tikrit (3,900 individuals) followed by Tuz Khurmatu (924) and Baiji (870) districts.

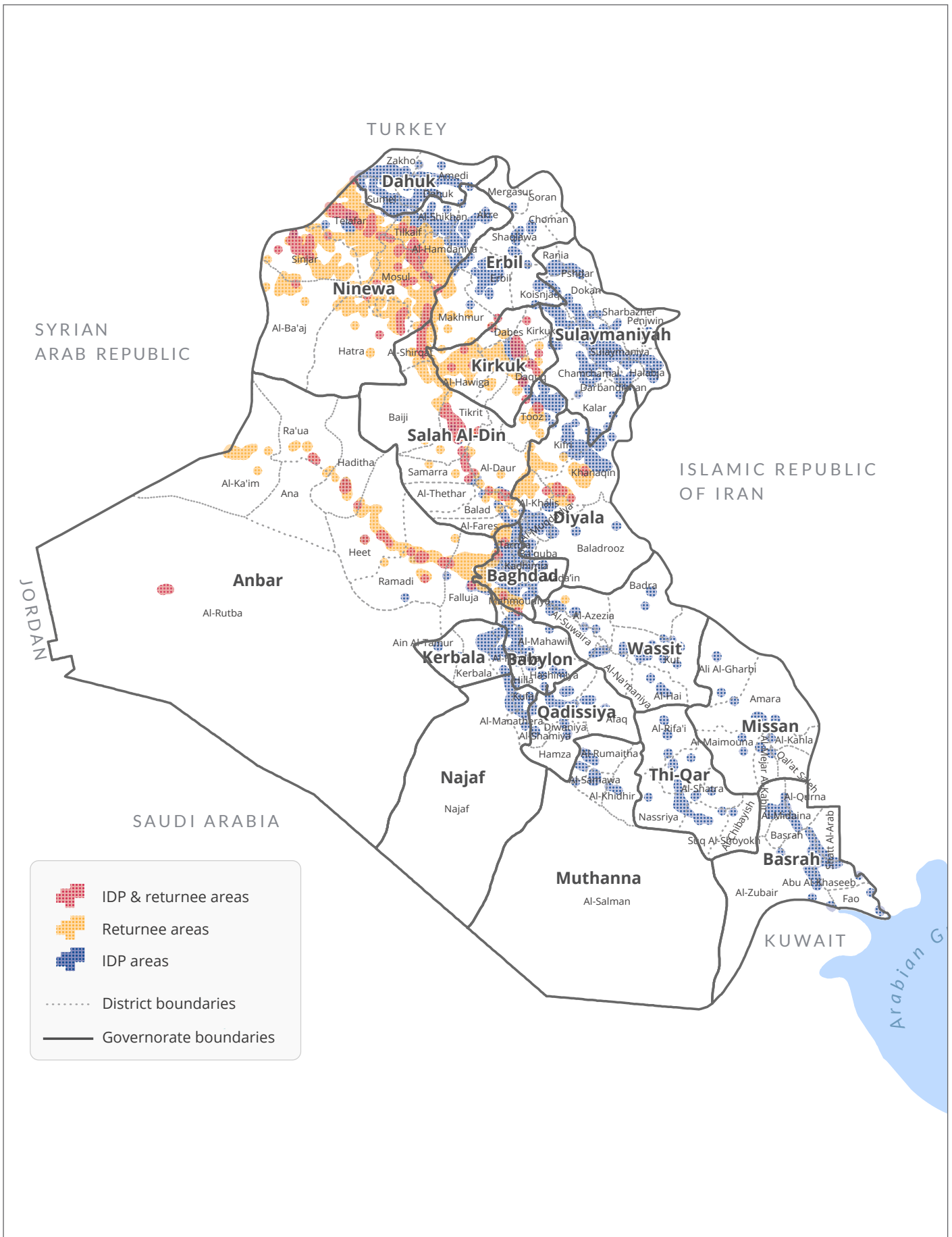
**Reasons for return:** Overall reasons for the increase in the number of returnees remain consistent across rounds and include improvements in the security situation and the provision of services, including schools, employment opportunities and the rehabilitation of houses in areas of origin. Moreover, in Tilkaif district in Ninewa as well as in Al-Fares, Baiji and Samarra districts in Salah Al-Din, some families were able to obtain the security clearance necessary to return to their areas of origin.

**Shelter types:** Nearly all households (4,463,556 individuals, 95%) returned to habitual residences that are in good condition and two per cent (76,182) are living in other private settings (with host families, in hotels/motels or rented accommodations). Three per cent of returnees (165,444) are living in the most vulnerable conditions: critical shelters. An additional 10,620 returnees were recorded as living in critical shelters during March and April. While on a national level three per cent of returnees are living in critical shelters, there is notable variation among governorates. In Diyala and Baghdad, as many as 10 and 7 per cent of returnees respectively are living in critical shelters. The districts hosting the highest number of returnees living in critical shelters are: Mosul (32,406), Falluja (15,552) and Al-Ka'im (12,846). There are also eight locations where all returnees are living in critical shelters, hosting a total of 3,546 individuals; specifically, these returnees are living in three locations in Anbar (1,362), two locations in Ninewa (1,182 individuals), two locations in Kirkuk (222 individuals) and one location in Salah al-Din (780 individuals).

Figure 3. Returnee shelter types



Map 1. Presence of IDPs and returnees by area



## METHODOLOGY

IOM's DTM aims to monitor displacement and provide accurate data about the IDP and returnee populations in Iraq. Data is collected through IOM's Rapid Assessment and Response Teams (RARTs), composed of over 100 staff members deployed across Iraq. Data collection for Round 115 took place during the months of March and April 2020 across 18 governorates.

Data from the IDP Master List and Returnee Master List is gathered through a well-established large network of over 9,500 key informants that includes community leaders, mukhtars, local authorities and security forces. Additional information is gathered from government registration data and partner agencies.

IOM RARTs collect Master List data continuously and report it bimonthly. However, limited access due to security issues and other operational constraints can affect information-gathering activities. The variation in displacement figures observed between different reporting periods, in addition to true variation of the population figures, may be influenced by other factors such as the continuous identification of previously displaced groups and the inclusion of data on secondary displacements within Iraq.

The displaced populations are identified through a process of collection, verification, triangulation and validation of data. IOM continues to closely coordinate with federal, regional and local authorities to maintain a shared and accurate understanding of displacement across Iraq. To facilitate analysis, this report divides Iraq into three regions: the Kurdistan Region of Iraq (KRI) includes Dahuk, Sulaymaniyah and Erbil governorates; the South includes Basrah, Missan, Najaf, Thi-Qar, Qadisiya and Muthana governorates; and the Central North includes Anbar, Babylon, Baghdad, Diyala, Kerbala, Kirkuk, Ninewa, Salah al-Din and Wassit governorates.

### The methodology uses the following definitions:

The number of individuals is calculated by multiplying the number of households by six, the average size of an Iraqi household.

The DTM considers as Internally Displaced Persons (IDPs) all Iraqis who were forced to flee from 1 January 2014 onwards and are still displaced within national borders at the moment of the assessment.

The DTM considers as returnees all those displaced since January 2014 who have returned to their location of origin, irrespective of whether they have returned to their former residence or to another shelter type. The definition of returnees is not related to the criteria of returning in safety and dignity, nor with a defined durable solutions strategy.

The location is defined as an area that corresponds either to a village for rural areas or a neighbourhood for urban areas (i.e. fourth official administrative division).

Habitual residence is the same residence prior to displacement.

Private settings include owned property, rented houses, hotels/motels and host families.

Critical shelters include informal settlements, religious buildings, schools and unfinished or abandoned buildings. For returnees, it also includes habitual residences that are severely damaged or destroyed and for IDPs, long-term rental accommodations that are unfit for habitation (having characteristics of unfinished or severely damaged buildings).

## IOM DISCLAIMER

The information contained in this report is for general information purposes only. Names and boundaries on DTM information products do not imply official endorsement or acceptance by IOM. The information in the DTM portal is the result of data collected by IOM field teams and complements information provided and generated by governmental and other entities in Iraq. IOM Iraq endeavors to keep this information as up to date and accurate as possible, but makes no claim —expressed or implied— on the completeness, accuracy and suitability of the information provided through this report. Challenges that should be taken into account when using DTM data in Iraq include the fluidity of the displaced population movements along with repeated emergency situations and limited access to large parts of the country. In no event will IOM be liable for any loss or damage, whether direct, indirect or consequential, related to the use of this report and the information provided herein.

IOM Iraq thanks the U.S. Department of State, Bureau of Population, Refugees and Migration (PRM) for its continued support. IOM Iraq also expresses its gratitude to IOM Iraq's Rapid Assessment and Response Team (RART) members for their work in collecting the data, often in very difficult circumstances; their tireless efforts are the groundwork of this report.

