

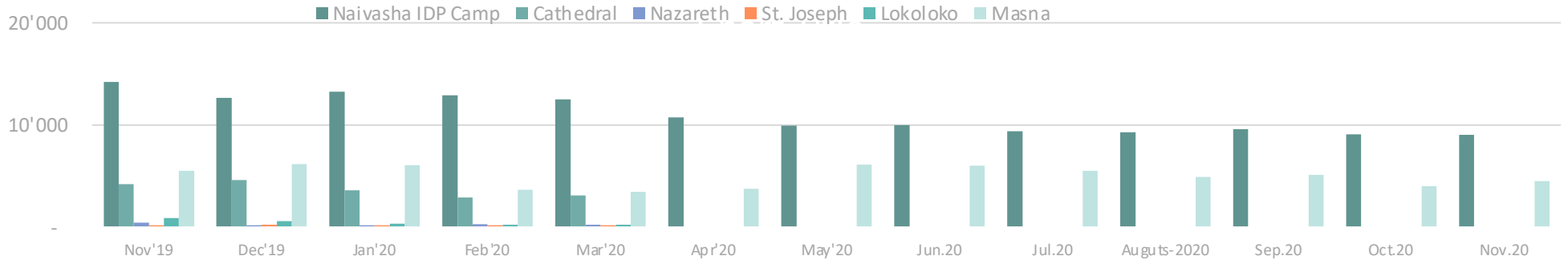
POPULATION COUNT: Naivasha IDP Camp & Masna Collective Centre

Data collection November 2020



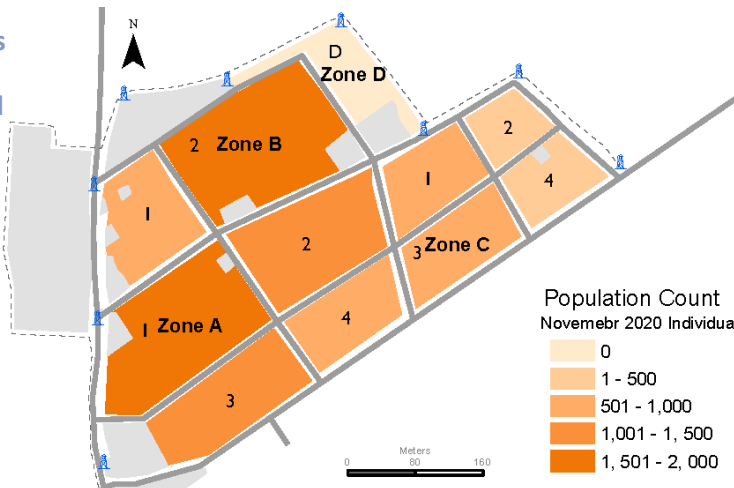
In November 2020, the monthly population count was conducted at **Masna collective centre where 4,510 individuals/977 households** were identified and **Naivasha IDP Camp with 9,048 individuals/2,644 households**. The population of Naivasha IDP Camp marginally decreased from 9,110 individuals in October 2020 (decreased by 62 individuals). Wau Masna saw an increase in its population by 498 individuals since October 2020. For more information on these trends, please consult the DSFM report for [Naivasha IDP Camp](#) and [Masna Collective Center](#).

Monthly trend in Naivasha IDP Camp and Wau collective centres, November 2019 – November 2020



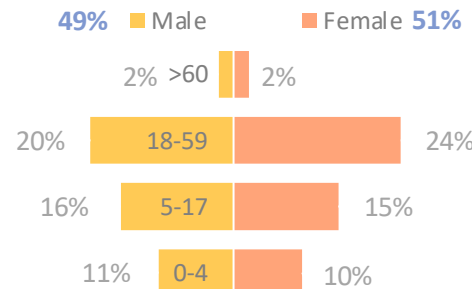
Population by zone and block, Naivasha IDP Camp (November 2020)

9,048 individuals
2,644 household
49% Zone A
27% Zone B
24% Zone C
0% Zone D

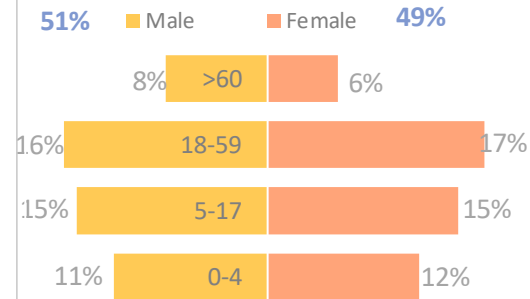


Naivasha IDP Camp & Masna Collective Centre by age and sex (November 2020)

Naivasha IDP Camp : 9,048 individuals



Masna Collective Centre: 4,510 individuals



Methodology

Since biometric registrations or verifications are not feasible on a monthly basis, population counts remain the best possible tool to estimate the sites' populations. Population counts consist of DTM teams visiting each shelter of the site asking how many persons have slept there the previous night (sex and age disaggregated). This provides a snapshot of the population at the time of the count.