

HEADCOUNT

Bentiu PoC

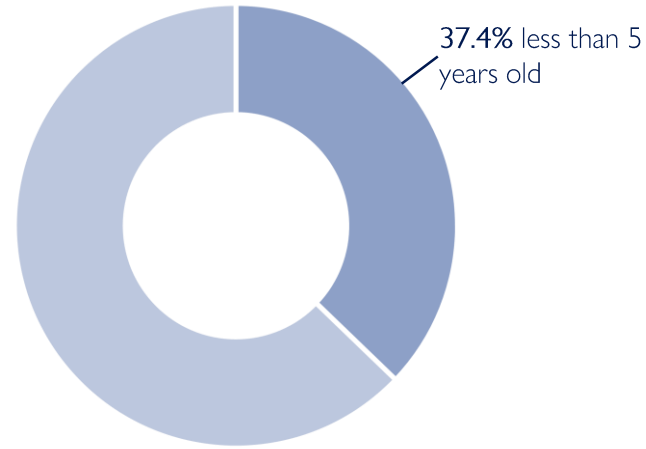
Data collection 29-31 March 2019

The Bentiu Protection of Civilian (PoC) site was established in December 2013. As of March 2019, 159,175 beneficiaries remained registered in the site. However, recognizing that there have been significant population changes since the last biometric registration, IOM DTM conducts monthly headcounts to monitor population dynamics and displacement trends.

As per the March 2019 headcount, the population stands at 100,441 individuals (12,541 households). Between January and March 2019, DTM observed a decrease of over 13,000 individuals.

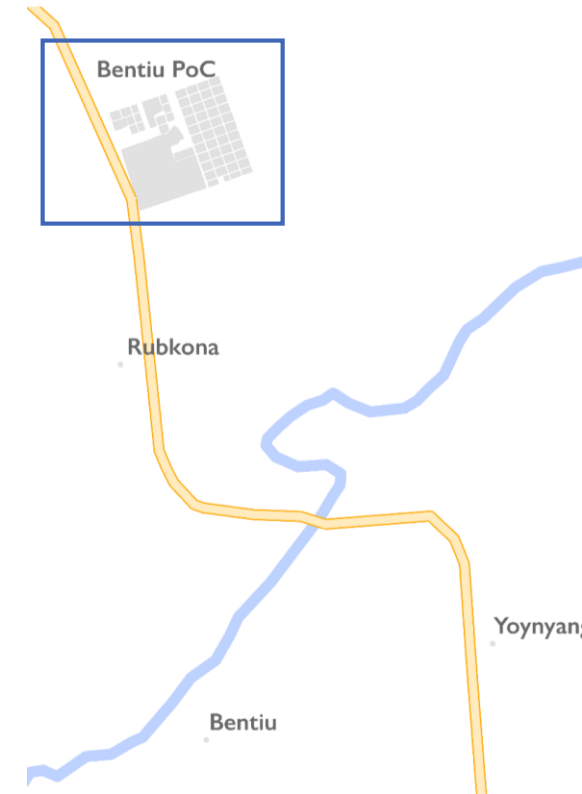
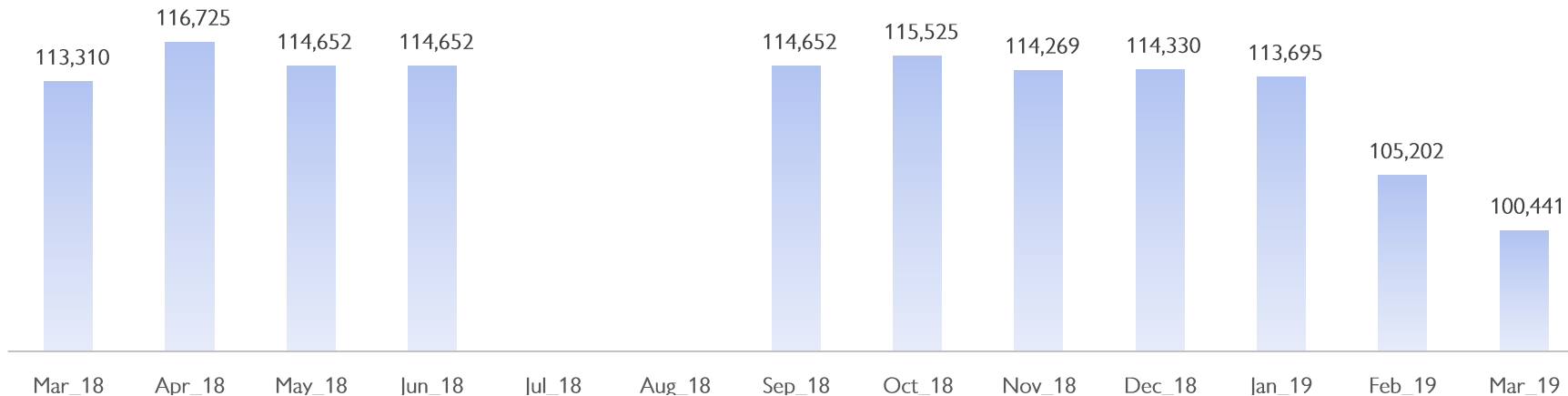
Children under the age of five constitute 37.4 per cent of the PoC site's population. Overall, 49.8 per cent of the population are male and 50.2 per cent are female.

Population under age of 5



Monthly trend in Bentiu PoC, March 2018 – March 2019

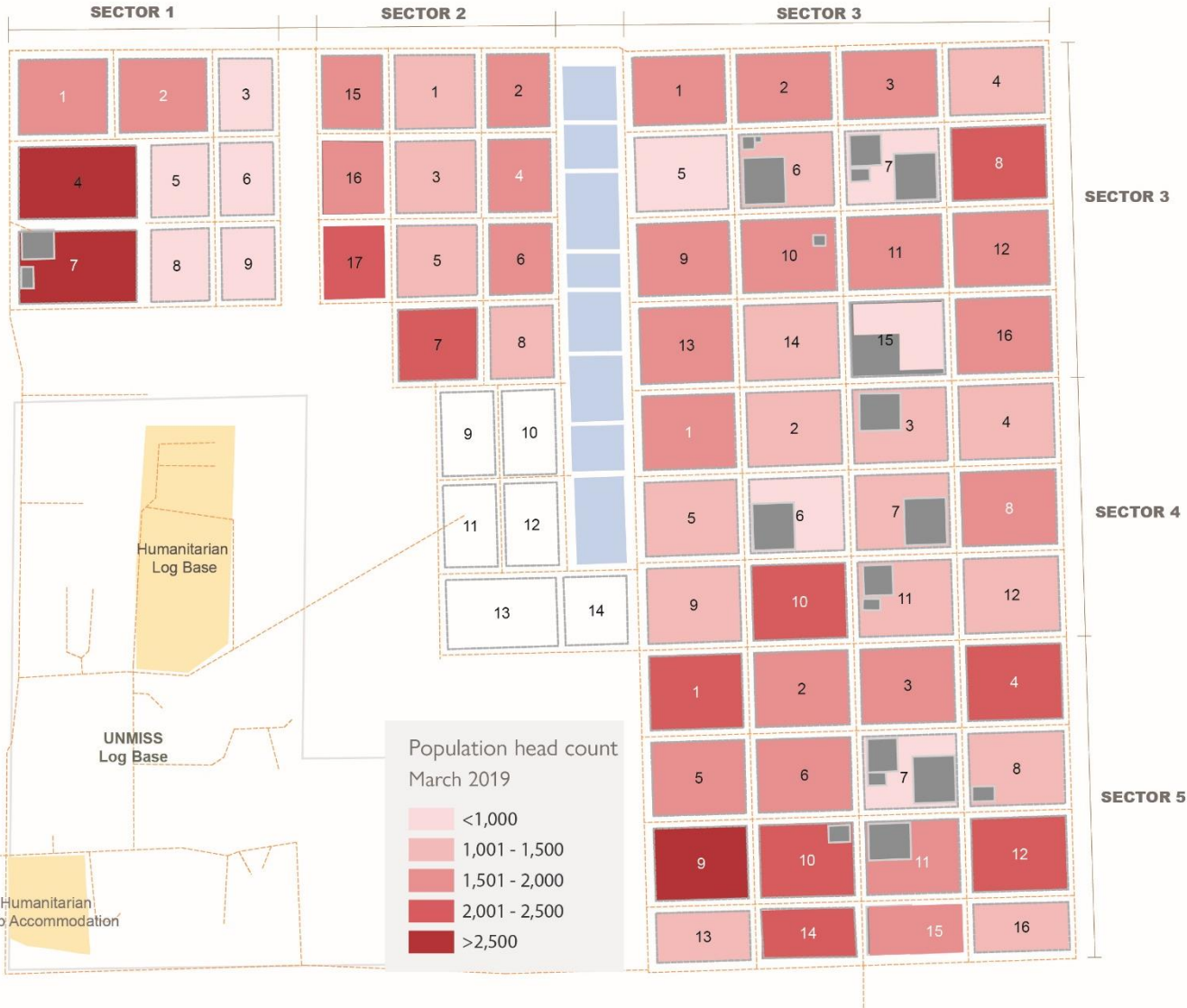
*Between the months of June to September, IOM was not able to conduct headcounts due to a CHC request to cease activities in the site



HEADCOUNT

Bentiu PoC

Data collection 29-31 March 2019



The most populated blocks in Sector 1 are Block 4 and 7 with 2,566 and 3,955 individuals respectively. In Sector 2, Block 7 and 17 feature the highest population with each over 2,000 individuals. The highest number of individuals in Sector 3 are found in Block 8 (2,246 individuals) and Block 16 with just over 1,946 individuals. Sector 4 Block 10 hosts over 2,000 individuals. Sector 5, Block 9 and 1 feature the highest population with 2,571 and 2,335 individuals respectively.

Population in Bentiu PoC (March 2019)



For further information, contact southsudandtm@iom.int & visit <https://displacement.iom.int/south-sudan>.

DTM IS SUPPORTED BY

