


**Unity: 5 Counties — 27 Payams — 180 Villages — 4 Sites**      **Over 141,000 IDPs / 38,000 Returnees**

### Overview

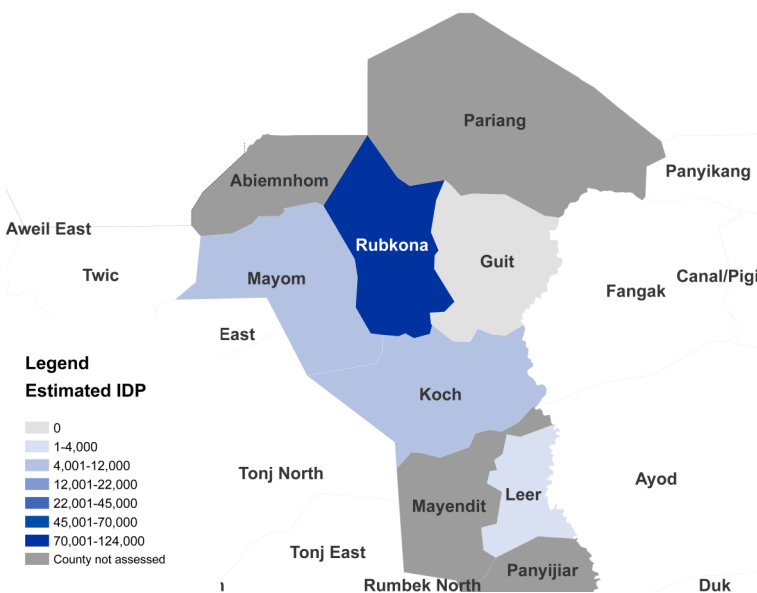
Through Mobility Tracking, DTM is able to provide a comprehensive baseline and regular updates on the trends and changes in numbers, locations and priority needs of IDPs and returnees in South Sudan. IOM DTM conducted its third round of data collection between July and August 2018. This report focuses on returnees and IDP population in Unity State, not covered in previous rounds, where information was collected from 184 locations in 27 payams spread across five out of the nine counties which constitute the state. Mobility tracking identified the presence of a total of 141,735 IDPs (24,339 households) and 38,409 returnees (5,847 households). There were no persons documented as having relocated to the state (see definitions on page 4).

### F.1 Tracked population in Unity



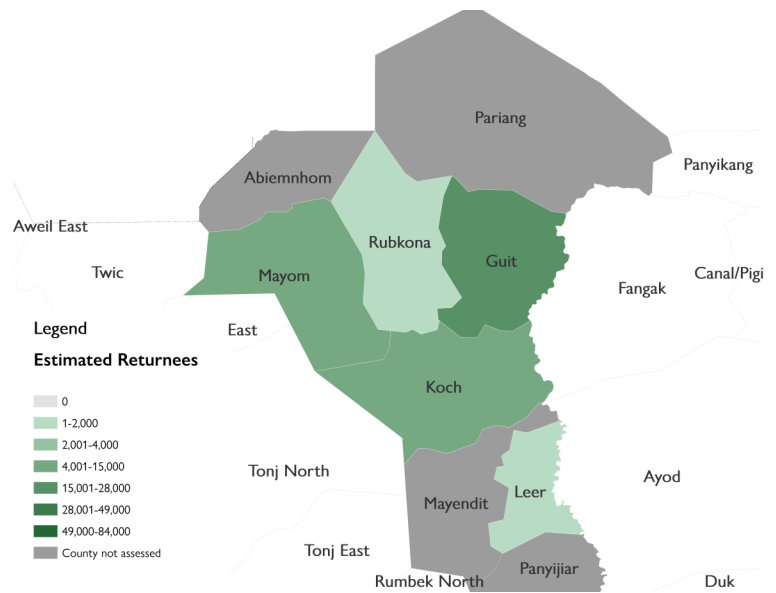
Map 1: Unity IDP population

Internally Displaced Persons (IDPs)  
141,735 Individuals



Map 2: Unity Returnee population

Returnees  
38,409 Individuals



The names and boundaries on the maps in this document do not imply official endorsement or acceptance by the Government of South Sudan or IOM. This document is for planning purposes only. IOM cannot guarantee that this document is error free and therefore will accept no liability for consequential and indirect damages arising from the use of this product.

Of those individuals assessed through Mobility Tracking in Unity during the reporting period, the majority were IDPs (79%), 21 per cent were returnees and there were no relocated individuals (F.1). The most common reasons for displacement of IDPs currently living in Unity State are conflict (99.9%) and only a fraction was displaced due to inter/intra-communal clashes (0.1%), (F.2). Findings show that of those returned since 2015, all of them were initially displaced because of the conflict.

The majority of the assessed IDP population was displaced from within Unity State.

Whilst IDPs in Koch were principally displaced from within the same county, displaced populations in Leer were reported to have arrived mainly from Rubkona, Mayendit as well as from Leer itself in the earlier years of the crisis.

## F.2 Estimated number of IDPs by reason of displacement

141,255



Conflict

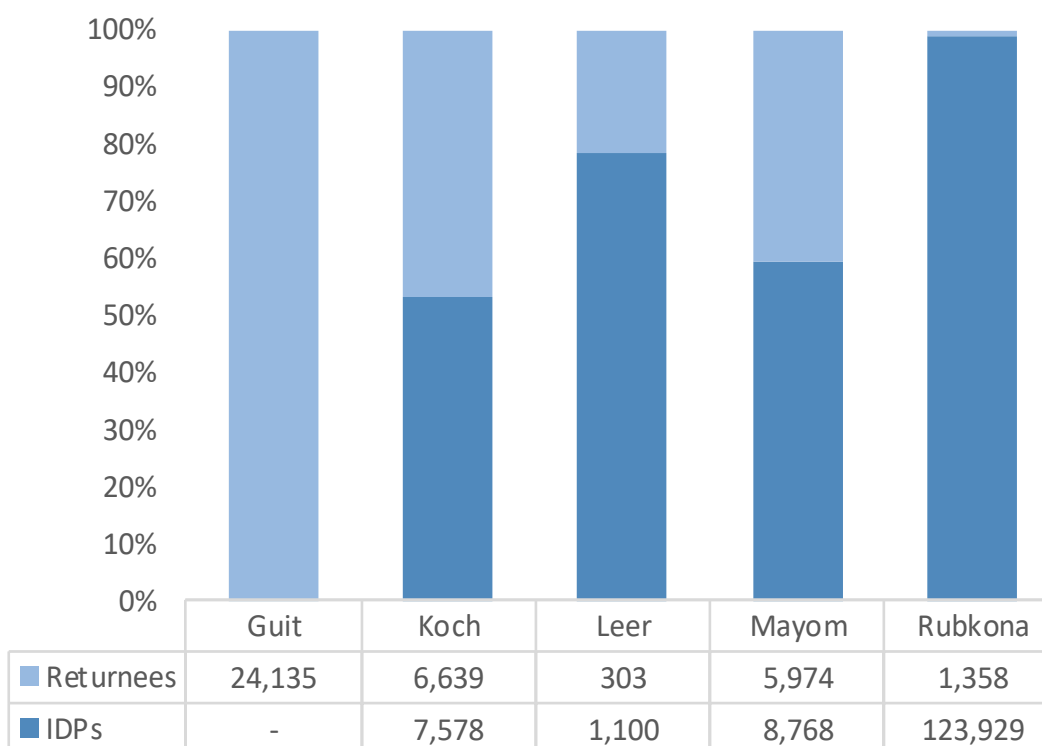
120



Communal Clashes

Key informants reported that the largest share of IDPs in Mayom had arrived from Rubkona and Mayom. Earlier displaced populations (2013/14) in Rubkona were said to have arrived from Leer and subsequent groups from Koch (2015-2017) and Rubkona / Mayendit (2017-2018).

## F.3 IDP and Returnee population by payam



The highest numbers of IDPs (123,929 inds.) were recorded in Rubkona where the UNMISS Bentiu Protection of Civilians (PoC) Site with 115,525 individuals is situated.

The highest number of returnees was recorded in Guit with a total of 24,135 individuals. This population consists majorly of returnees who were displaced from Guit county itself and also influx from Rubkona, Juba, and Sudan. Koch also experienced returns of 6,639 individuals and the majority were displaced from Koch.

\*Location individuals were displaced from is the last place they were residing at before arriving at this location. This can be their former habitual residence, their area of origin or a location they were previously displaced to.

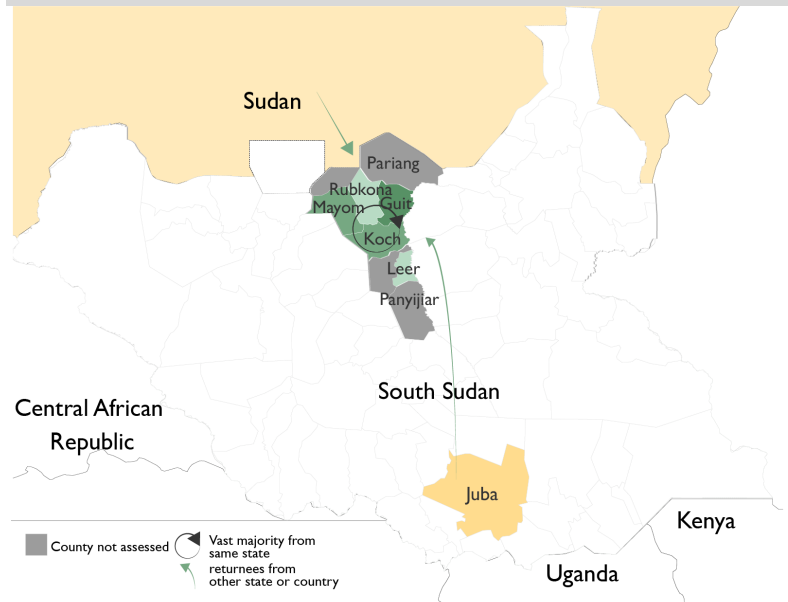
The majority of the 39,409 returnees present in Unity State had been displaced within South Sudan. The largest share of returnees in Guit, Mayom and Koch had been displaced within the same county whilst the former also saw returnees from Juba and Khartoum, Sudan. All assessed counties witnessed a proportion of returnees arriving from Rubkona County (F.5).

The majority of the current IDPs present in the area arrived in Unity between 2013 – 2014 (120,799 ind.). Of these, 115,003 individuals arrived in Rubkona, which also received a further 7,786 individuals in 2017. Between 2015-2016, 9,289 individuals were displaced into various parts of Unity with Koch (4,311 inds.) and Mayom (3,437 inds.) hosting the largest number of IDPs who arrived in this period.

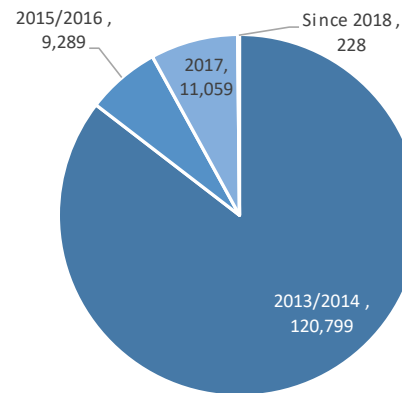
A sample of the IDP population suggests that 46 per cent are under 18 years of age. Almost 10 per cent were found to be over 60 years of age (F.6).

A sample of the returnee population suggests that almost half (45%) are under 18 years of age and about 29% are adult women (F.7).

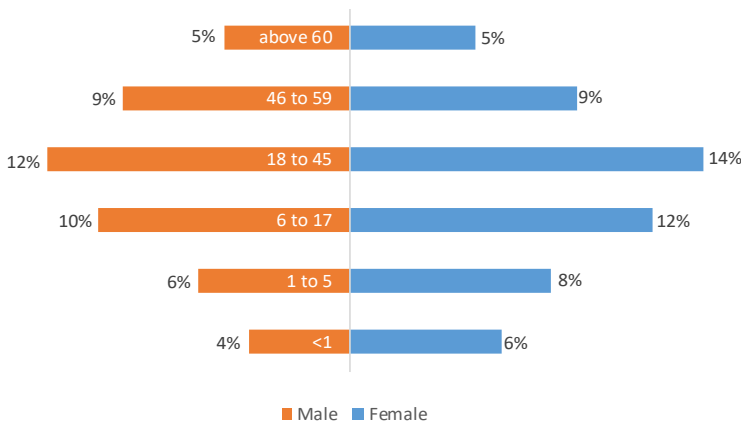
**F.4 Returnees by areas of previous displacement**



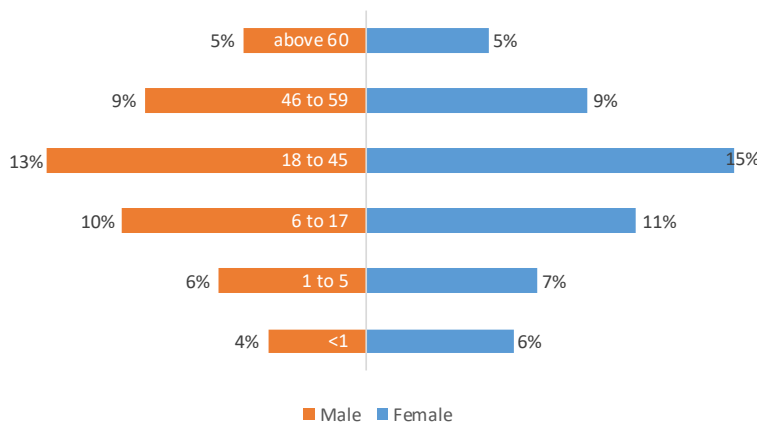
**F.5 Time of arrival: IDPs**



**F.6 IDP population demographics**



**F.7 Returnee population demographics**



**Housing status of returnees**



**18%** living in severely damaged/makeshift shelters.



**46%** living in partially damaged shelters.



**36%** reporting good shelter condition.

## Definitions

### IDPs

Persons or groups of persons who have been forced or obliged to flee or to leave their homes or places of habitual residence, in particular as a result of or in order to avoid the effects of armed conflict, situations of generalized violence, violations of human rights or natural or human-made disasters, and who have not crossed an internationally recognized state border”.

Time of arrival in assessed area considered: [2013 to 2018](#)

### Returnees

Someone who was displaced from their habitual residence either within South Sudan (former IDP) or abroad (former refugee), who has since returned to their habitual residence. Please note: the returnee category, for the purpose of DTM data collection, is restricted to individuals who returned to the exact location of their habitual residence, or an adjacent area based on a free decision. South Sudanese displaced persons having crossed the border into South Sudan from neighbouring countries without having reached their home are still displaced and as such not considered returnees.

Time of arrival in assessed area considered: [2015 to 2018](#)

### Relocated Individuals

Someone who was displaced from their habitual residence either within South Sudan (former IDP) or abroad (former refugee), who has since relocated voluntarily (independently or with the help of other actors) to another location than their former habitual residence, without an intention to return to their former habitual residence.

## Methodology

A total of 86 key informants were consulted during the data collection phase which took place between August and September 2018. These included county and payam representatives (31%), IDP community leaders (53%), religious leaders (5%) and NGOs and humanitarian workers (2%). For 8%, the affiliation is not specified. Despite efforts made to involve women in the assessment, the vast majority of key informants (90%) were male.

For further information, contact DTM South Sudan at [southsudandtm@iom.int](mailto:southsudandtm@iom.int) and visit <https://displacement.iom.int/south-sudan>.

### DTM IS SUPPORTED BY



Funded by  
European Union  
Humanitarian Aid



From  
the People of Japan



**UKaid**  
from the British people



Schweizerische Eidgenossenschaft  
Confédération suisse  
Confederazione Svizzera  
Confederaziun svizra

Swiss Agency for Development  
and Cooperation SDC



**USAID**  
FROM THE AMERICAN PEOPLE