

Bentiu PoC – December Headcount

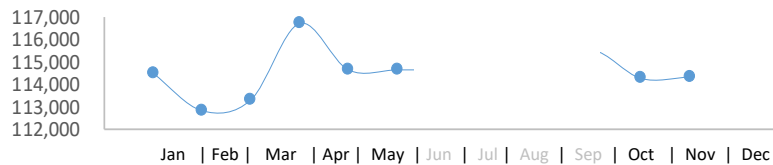
Data collection 29-31 December 2018

The Bentiu Protection of Civilian (PoC) site was established in December 2013. As of December 2018, 161,071 beneficiaries remained registered in the site. However, recognizing that there have been significant population changes since the last biometric registration, IOM-DTM conducts monthly headcounts to monitor changing dynamics and displacement trends.

As per the December 2018 headcount, the population stands at **114,330 individuals** (18,512 households).

Children under the age of five constitute over a third of the PoC site population. Overall, half of the population are men and half are women (50% each) – among under five year olds boys account for 51 per cent.

Fig. 1: Monthly trend in Bentiu PoC, Jan-Dec 2018



*Between the months of June to September, IOM was not able to conduct headcounts due to a CHC request to cease activities in the site

Fig. 2: Population under age of 5

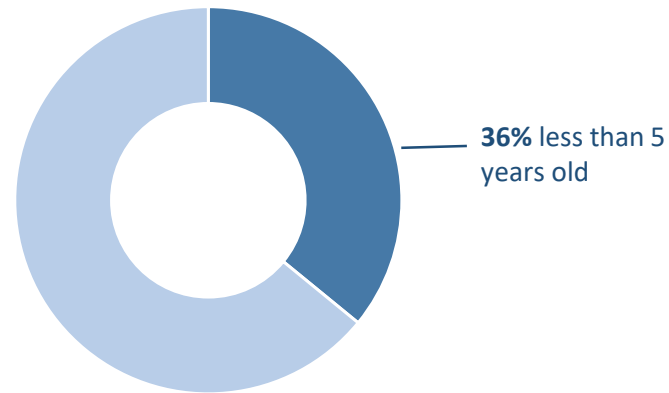
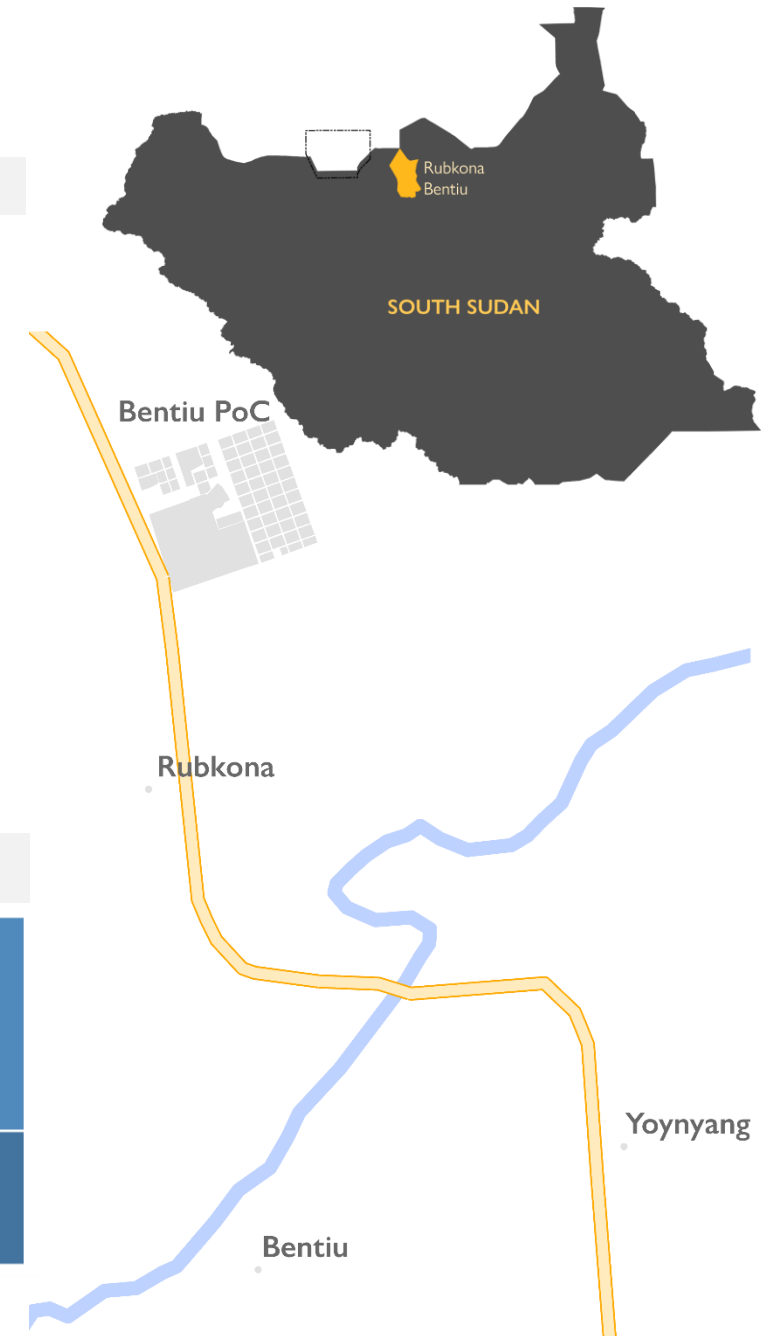

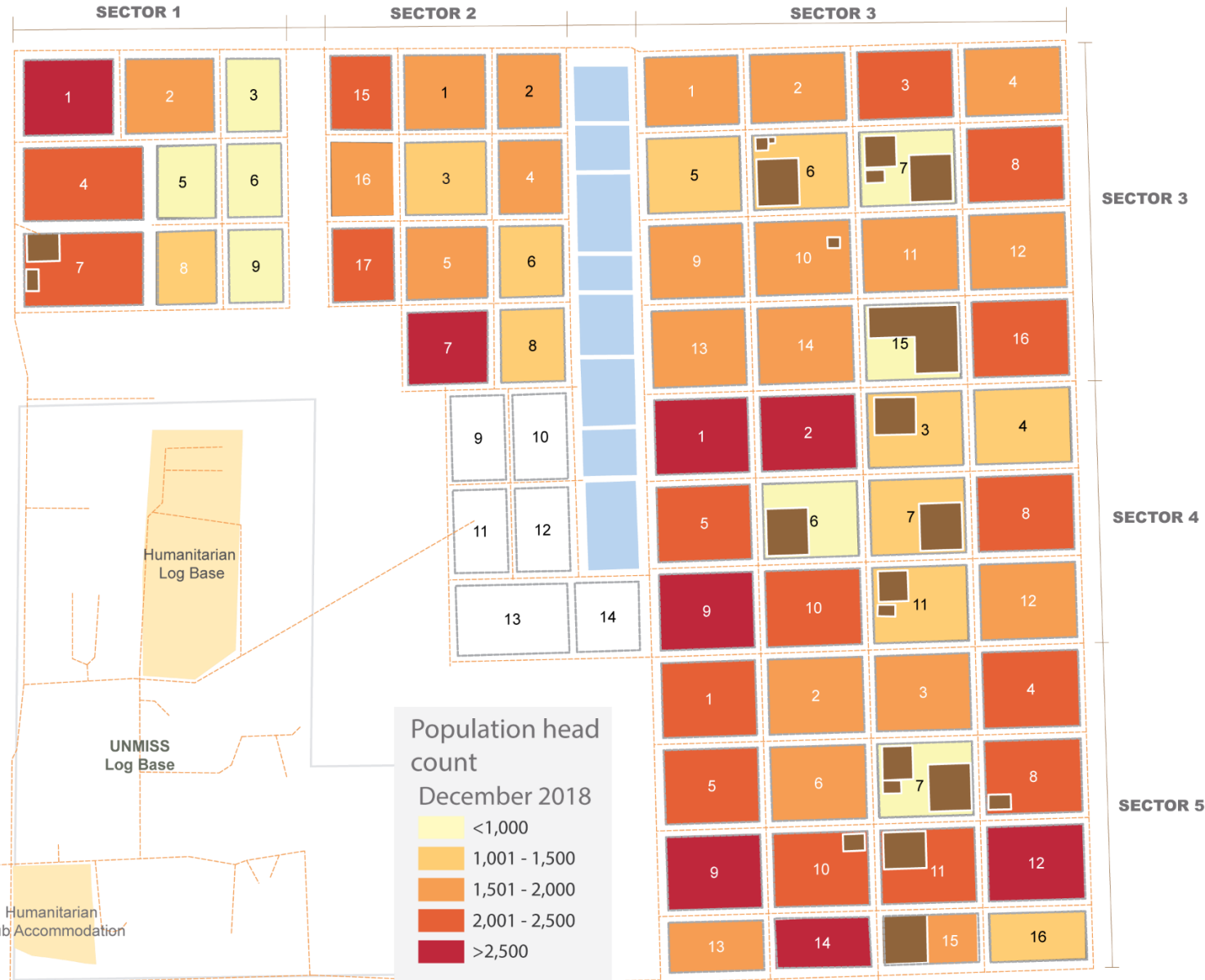


Fig. 3: Distribution of population per sector



Bentiu PoC – December Headcount

Data collection 29-31 December 2018



The most highly populated blocks in Sector 1 are Block 1, 4 and 7, each with over 2,000 individuals. In Sector 2, Block 17 & 7 feature the highest population with 2,654 and 2,275 individuals respectively. The highest numbers of individuals in Sector 3 are found in Block 8 (2,467 ind.) and Block 3 and 16 (with just over 2,000 ind. each). Sector 4 Block 1 & 2 each host over 3,000 individuals, just like Sector 5 Block 9.

For further information, contact southsudandtm@iom.int & visit <https://displacement.iom.int/south-sudan>.

DTM IS SUPPORTED BY

