

# PAKISTAN 2018

## FLOW MONITORING OF UNDOCUMENTED AFGHAN MIGRANTS



## PAKISTAN 2018: Flow Monitoring of Undocumented Afghan Migrants

*This report was produced with the financial assistance of the Department of Foreign Affairs and Trade (DFAT) of the Australian Government and the European Union (EU). This report is part of the outputs under the EU- funded project “Regional Evidence for Migration Analysis and Policy (REMAP)”. The objective of DTM REMAP is to strengthen the evidence-based formulation and implementation of humanitarian and development policy and programming on migration and forced displacement in Afghanistan, Bangladesh, Islamic Republic of Iran, Iraq and Pakistan through the use of the Displacement Tracking Matrix (DTM). The findings, interpretations and conclusions expressed in this report can in no way be taken to reflect the official opinion of IOM, its Member States, the Australian Government, European Union or other donors. The designations employed and the presentation of material throughout the work do not imply the expression of any opinion whatsoever on the part of IOM concerning the legal status of any country, territory, city or area, or of its authorities, or concerning its frontiers or boundaries.*

Publisher: International Organization for Migration,  
Regional Office for Asia and the Pacific  
18th Floor, Rajanakarn Building  
3 South Sathorn Road, Bangkok  
THAILAND

May, 2019

---

© 2019 International Organization for Migration (IOM)

---

### For further information, please contact:

DTM Pakistan:  
Email: [DTMPakistan@iom.int](mailto:DTMPakistan@iom.int)

DTM REMAP Support Team  
Email: [dtmremap@iom.int](mailto:dtmremap@iom.int)

## BACKGROUND INFORMATION

Over the last two decades millions of undocumented Afghan nationals have returned to Afghanistan from Pakistan due to several diverse push factors. Many of those returning have lived outside Afghanistan for decades, and some were born in exile. This population will need support from the Afghan government and humanitarian actors both on arrival and as they seek to reintegrate into a country already struggling with widespread conflict, displacement and scarce economic opportunities. IOM collects information on the volume, profiles and vulnerabilities of documented and undocumented Afghan returnees from Pakistan at two official border points between the two countries

## DTM IN PAKISTAN

In Pakistan, the Flow Monitoring component of the DTM is used to track flows of migrant groups and individuals as they cross two transit locations, specifically the Torkham and Chaman border crossings. At these locations information on the numbers, socio-economic profiles and vulnerabilities of undocumented Afghans and Afghan Citizen Card holding returnees is collected, analyzed and disseminated bi-weekly.

## FLOW MONITORING DATA

Data presented in this document are representative solely of the individuals captured at the flow monitoring points in 2018. Data should not be generalized and do not represent a full picture of inter and intra-regional migration in the country, but rather of migration flows at the specific locations monitored (In the case of Pakistan: Torkham and Chaman).

## CONCEPTS AND DEFINITIONS

Afghan Citizen Card (ACC)	Registration cards issued to undocumented Afghan individuals living in Pakistan by the Government of Pakistan during the 2017-18 documentation exercise. ACC holders are required to return to Afghanistan and can only return to Pakistan after receiving a Pakistani visa in an Afghan Passport
Afghan Citizen Card Token	Receipt issued to undocumented Afghans who come to the documentation centers to register for an Afghan Citizen Card. This receipt acts as proof that the holder has completed the documentation process and can use the receipt to receive their card at a later date.
Children	Individuals below 18 years of age.
Family	A group of people travelling together (either related or not) who habitually live under the same roof and have luggage with them during the return journey.
Proof of Registration (POR)	Identification cards issued by the Pakistani National Database and Registration Authority (NADRA) on behalf of the Government of Pakistan. POR card holders are legally recognized as registered refugees by the Government of Pakistan and UNHCR.
Returnee	Individuals returning to their place of origin.
Tazkira	Afghan National Identification Card.
Undocumented Individual	Individual of Afghan origin who falls within undocumented categories, including: 1) Individuals with no valid documents (POR, ACC, or visa), 2) Individuals with Tazkira (Afghan ID card) which comes under undocumented category, 3) Individuals with a Proof of Registration Card that has expired before 2015 and 4) Individuals with no passport or with a passport with an expired or no visa.
Vulnerable Individual	Elderly (60 years or above), disabled, chronically ill, widows, pregnant women, drug addicts, unaccompanied minors and female headed families.

# EXECUTIVE SUMMARY

**AFGHAN RETURNEES, SOCIO-DEMOGRAPHIC PROFILE:** This assessment report covers the period between 1 January and 31 December 2018. During this period, the Displacement Tracking Matrix (DTM) recorded 30,413 Afghan nationals returning to Afghanistan from Pakistan through the Torkham (55%) and Chaman (45%) border crossings. One in two recorded returnees was a child (56%). Out of the total returnees, 71 per cent were undocumented family groups. Sixty-nine per cent of the returnees captured by DTM were employed before leaving Pakistan, and one out of ten were considered vulnerable.

**REASONS FOR RETURNING TO AFGHANISTAN, PUSH AND PULL FACTORS:** According to DTM figures, in 2018, the main push factors to leave Pakistan were returning home (39%), economic factors (24%), fear of arrest or deportation (16%) and communal pressure to return exerted by the host community (11%). In the same year, the main pull factors attracting people back to Afghanistan were the willingness of going back to their own country (57%), reunion with family and friends (40%), availability of assistance in Afghanistan (2%) and improvements in the security situation (1%).

**ORIGIN AND DESTINATION OF AFGHAN RETURNEES:** In 2018, around 74 per cent of the returnees interviewed by DTM came from two Pakistani provinces: Khyber Pakhtunkhwa (KPK) (40%) and Balochistan (34%). The majority of the Afghan returnees reported that their intended destination province in Afghanistan was Kandahar (29%), followed by Nangarhar (21%), Kabul (17%) and Kunduz (7%).

**TRAVEL INFORMATION:** Approximately 100 per cent of the returnees surveyed by DTM travelled either by truck (43%), pick up (38%) or bus (19%). On average, they expected to pay 15,504 PKR to reach their final destination in Afghanistan. At the Chaman border crossing, the expected total cost of the journey was roughly 5,696 PKR higher than at the Torkham crossing. Returnees on their way to Afghanistan reported bringing with them almost all their belongings; particularly household items, personal belongings, and cash.

**SITUATION IN AFGHANISTAN:** Upon their arrival in Afghanistan, the majority of the returnees recorded by DTM planned to live in a rented house (56%) or in their own house (25%). Most Twenty-seven per cent of returnees reported expecting to have a job or a skilled job when they arrive back in Afghanistan, and around 16 per cent of the people surveyed expect to be unemployed upon their arrival in Afghanistan. Finding income opportunities (87%) was the most commonly reported settling priority.

### UNDOCUMENTED AFGHAN RETURNEES – SOCIO DEMOGRAPHIC CHARACTERISTICS

In 2018, 30,413 Afghans returnees were captured by DTM returning to Afghanistan from Pakistan through the Torkham (55%) and Chaman (45%) border crossings. Fifty-three per cent of the returnees were female and 47 per cent were male. The average household size was 5.8 individuals. Forty per cent of the returnees were adults, 56 per cent minors (<18 YO), while the elderly (60+) made up the remaining four per cent of the total population. More than one in five returnees (21%) were between the ages of 0 and 4, and 35 per cent were between 5 and 17. The largest returnee flows were recorded between March and May, and between July and September.

Figure 1: Gender distribution of returnees

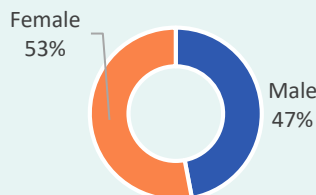


Figure 2: Respondents' gender distribution by border crossing

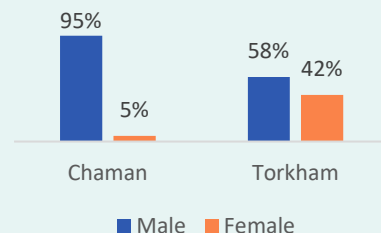


Figure 3: Respondents' Population Pyramid

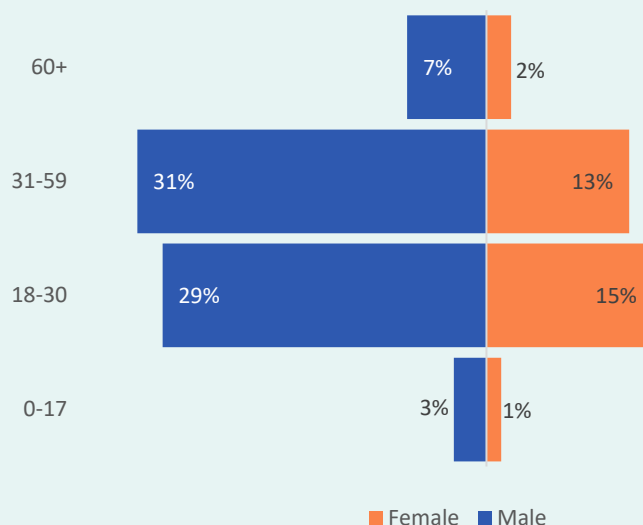
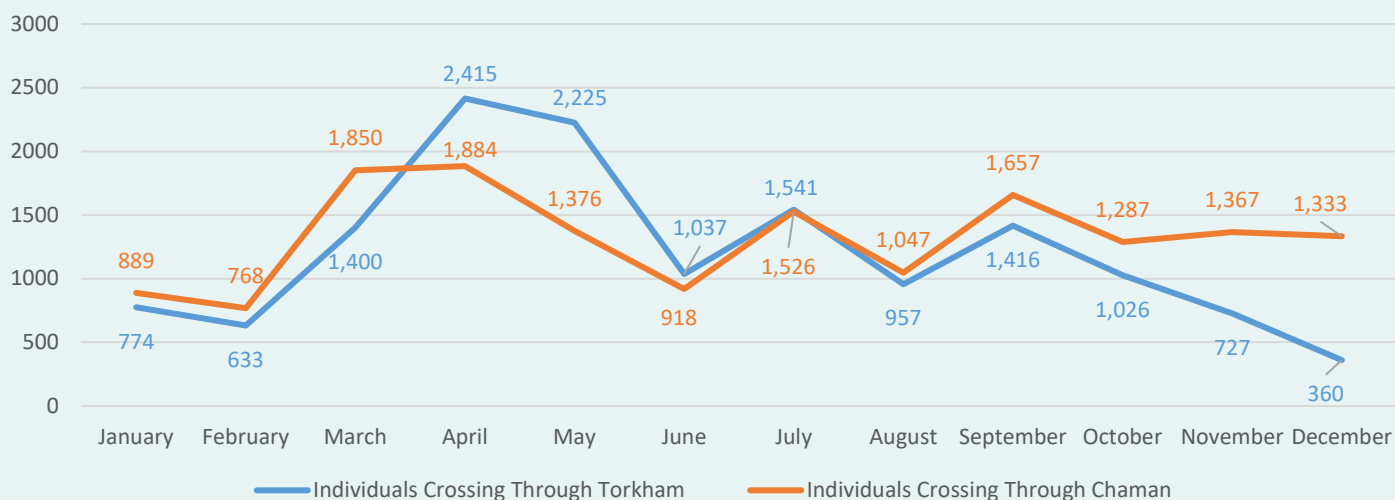


Figure 4: Returnees by border crossing and month





### UNDOCUMENTED AFGHAN RETURNEES – SOCIO DEMOGRAPHIC CHARACTERISTICS

**EMPLOYMENT:** Sixty-nine per cent of the returnees interviewed by DTM reported that they were employed in Pakistan before returning to Afghanistan, while 31 per cent reported being unemployed. The primary sources of income for Afghan returnees before leaving Pakistan were general labour (35%), skilled labour (18%) and businesses (12%).

**DOCUMENTATION STATUS:** Eighty-one per cent of the returnees recorded by DTM were undocumented and did not have any legal documentation. The remaining 19 per cent were documented and had either a Tazkira (Afghan ID card) (10%), an Afghan Citizen Card (ACC) (4%) or an ACC token (4%).<sup>A</sup> Out of the total returnees recorded, undocumented families made up the largest group (71%), followed by undocumented individuals travelling with Proof of Registration Card holding families (POR) (17%), and ACC card holding families and individuals (9%). Just three per cent of the total flows were composed of undocumented persons travelling alone.

**VULNERABILITIES:** Ten per cent of the returnees were identified as vulnerable. The most commonly identified vulnerable individuals were elderly persons (37%), chronically ill people (34%) and widowed people (15%).

Figure 5: Returnee employment situation prior to departure

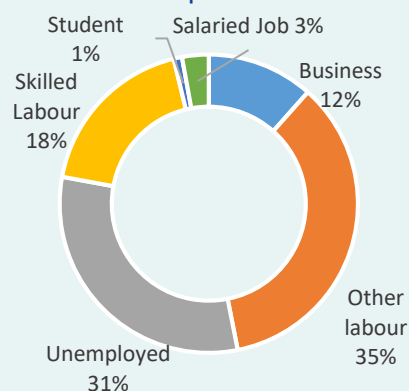


Figure 6: Returnees by type of document

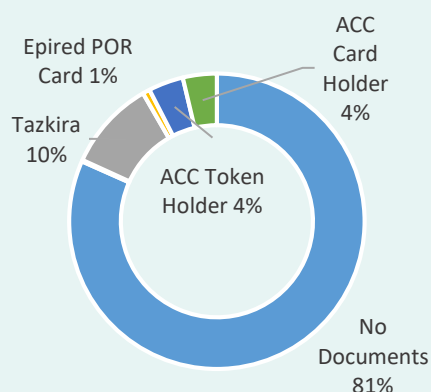
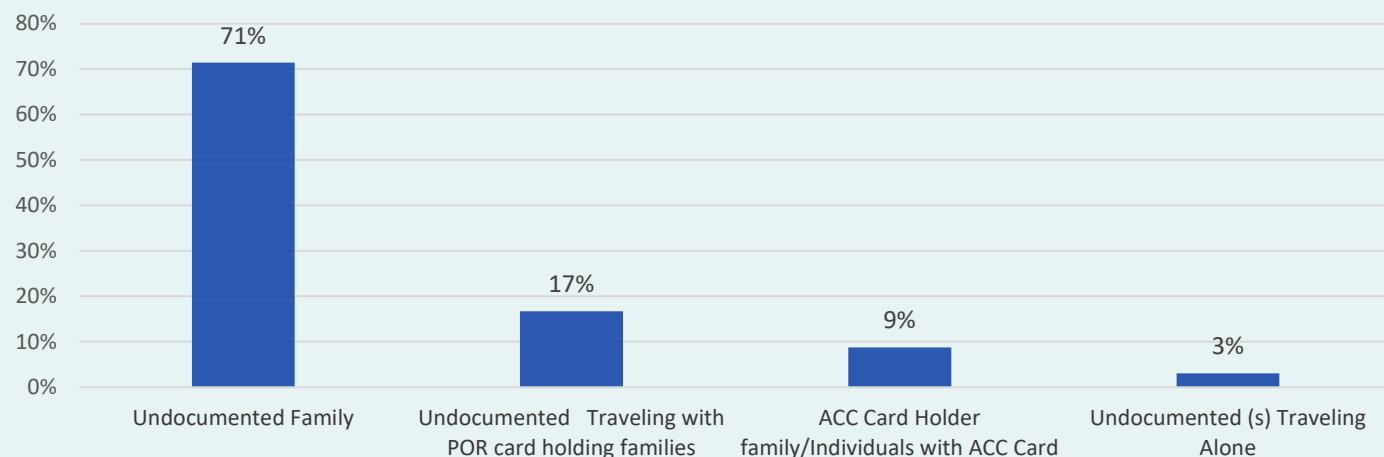


Figure 7: Document status by type of document and group

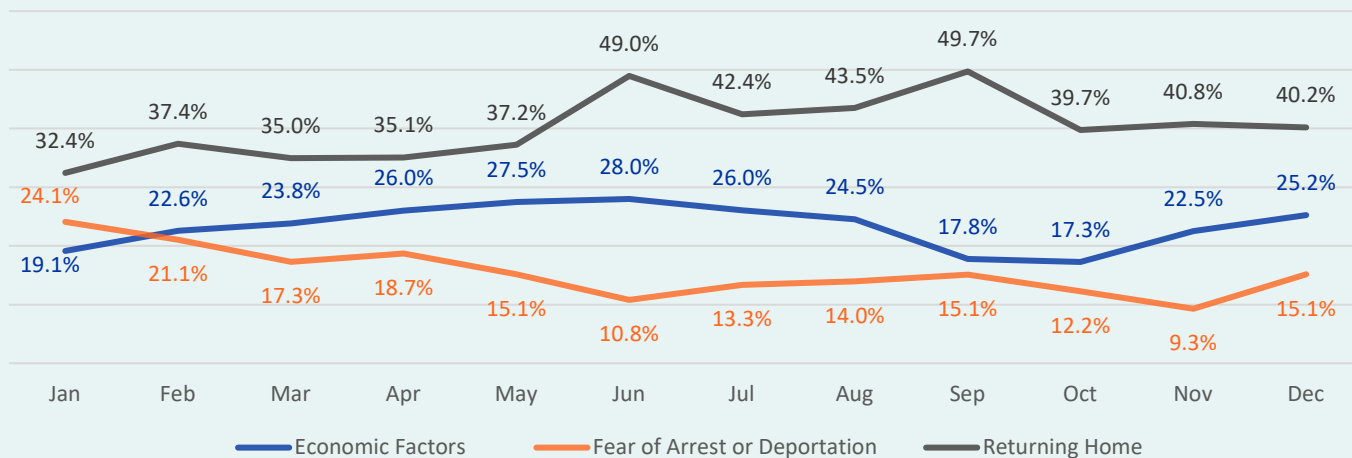


<sup>A</sup> token used to obtain the ACC card.

### UNDOCUMENTED AFGHAN RETURNEES – REASONS FOR RETURNING TO AFGHANISTAN

**PUSH FACTORS:** In 2018, the returnees interviewed by DTM border monitors reported that returning home was the main reason to return to Afghanistan (39%). Other important factors contributing to the decision to return were economic factors (24%), fear of arrest or deportation (16%) and communal pressure to return (11%).

Figure 8: Top three push factors by month



### UNDOCUMENTED AFGHAN RETURNEES – REASONS FOR RETURNING TO AFGHANISTAN

**PULL FACTORS:** In 2018, returnees interviewed by DTM border monitors reported that going back to their 'own country' was their main reason for going back to Afghanistan (57%). Other important factors contributing to the decision to return were reunion with family and friends (40%), availability of assistance in Afghanistan (2%) and improvements in the security situation (1%).

Figure 9: Top three pull factors by month

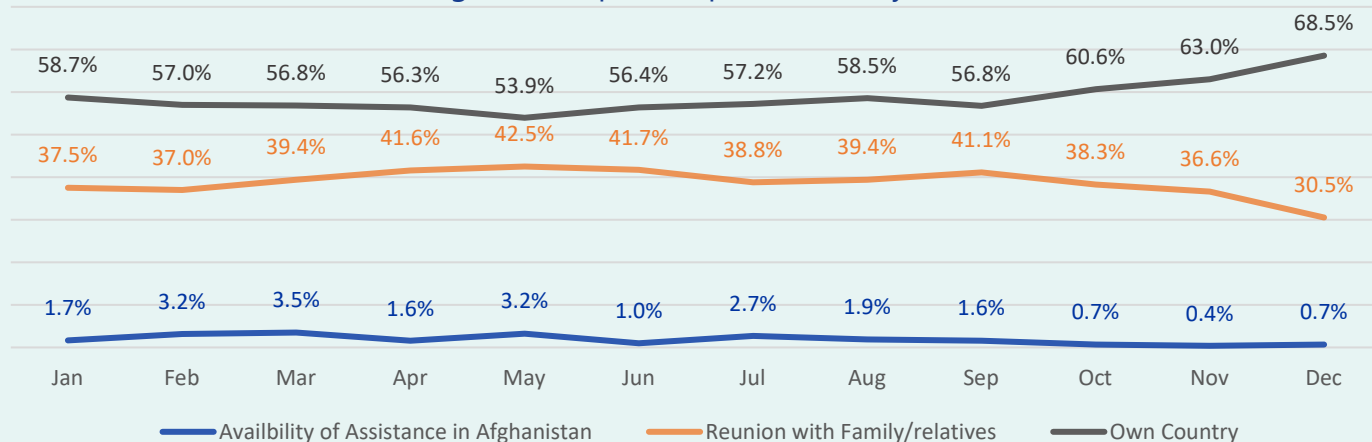


Figure 10: Mode of transport by border crossing

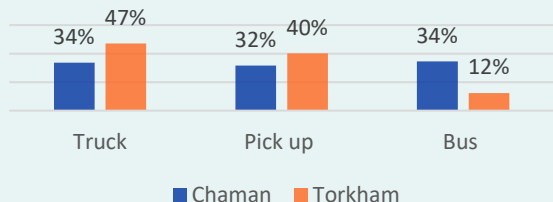
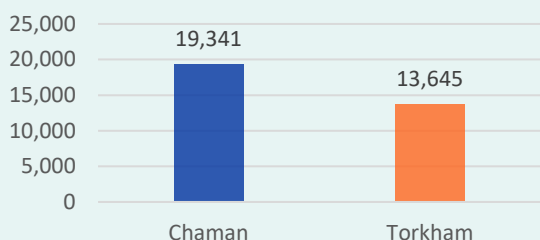


Figure 11: Expected total cost of the journey by border crossing



### UNDOCUMENTED AFGHAN RETURNEES – TRAVEL CONDITIONS

On average, returnees surveyed by DTM reported that the expected cost of the journey from Pakistan to their intended final destination in Afghanistan was 15,404 PKR. The expected total cost through the Chaman border crossing was on average 5,696 PKR more than the one through Torkham. Almost all of the returnees recorded by DTM travelled either by truck (43%), pick up (38%) or bus (19%), with some minor differences between Torkham and Chaman. Returnees on their way to Afghanistan brought with them almost all their belongings. Particularly household items, personal belongings and cash.

Figure 12: Migration cost by border crossing and month

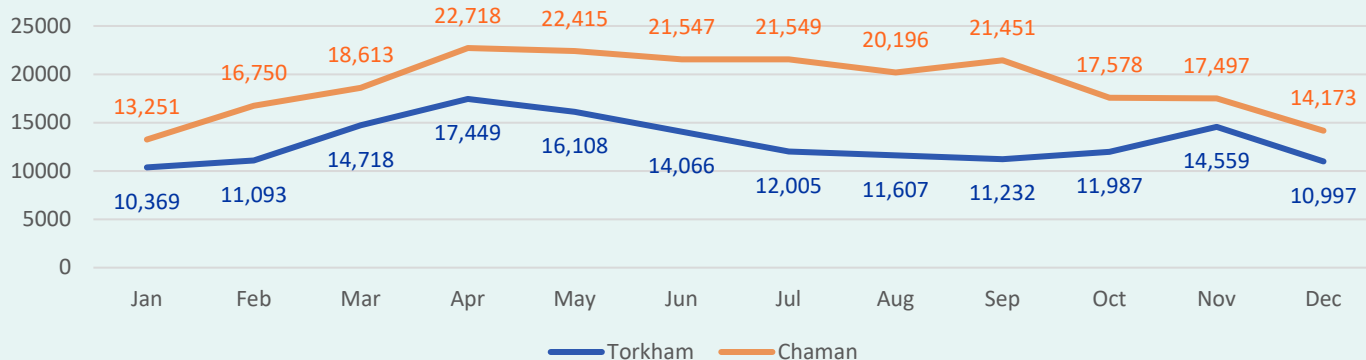
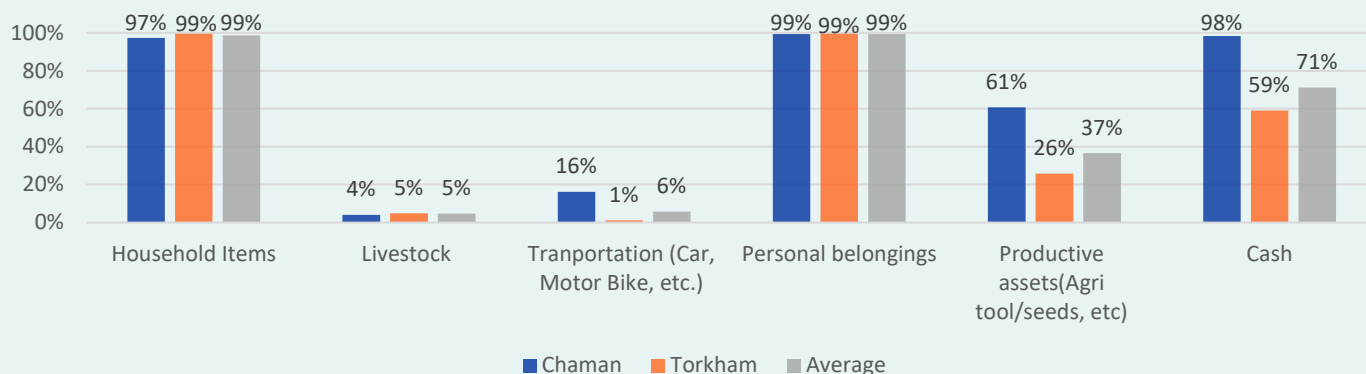


Figure 13: Goods brought from Pakistan to Afghanistan





### UNDOCUMENTED AFGHAN RETURNEES – SITUATION IN AFGHANISTAN

Most returnees reported that upon arrival in Afghanistan they were planning to live in a rented house (56%), in their own house (25%), or with their relatives (10%). The most commonly reported settling priorities were related to finding income opportunities (88%), resettling in a new city (87%) and arranging for shelter (81%). Most returnees reported that they would have a job (18%) when they returned to Afghanistan, some expect that they will be unemployed (16%) and others that they will be employed in a skilled job (9%).

Figure 14: Returnees by expected type of settlement in Afghanistan

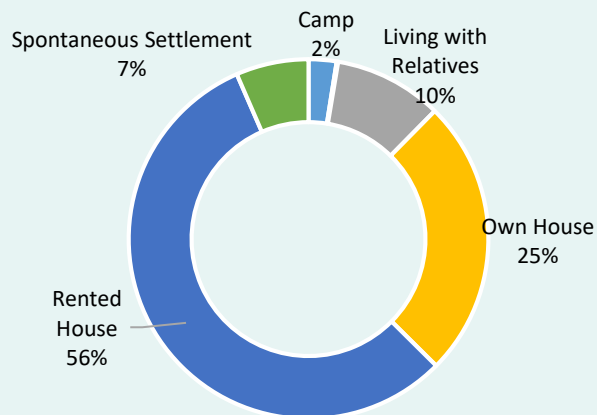
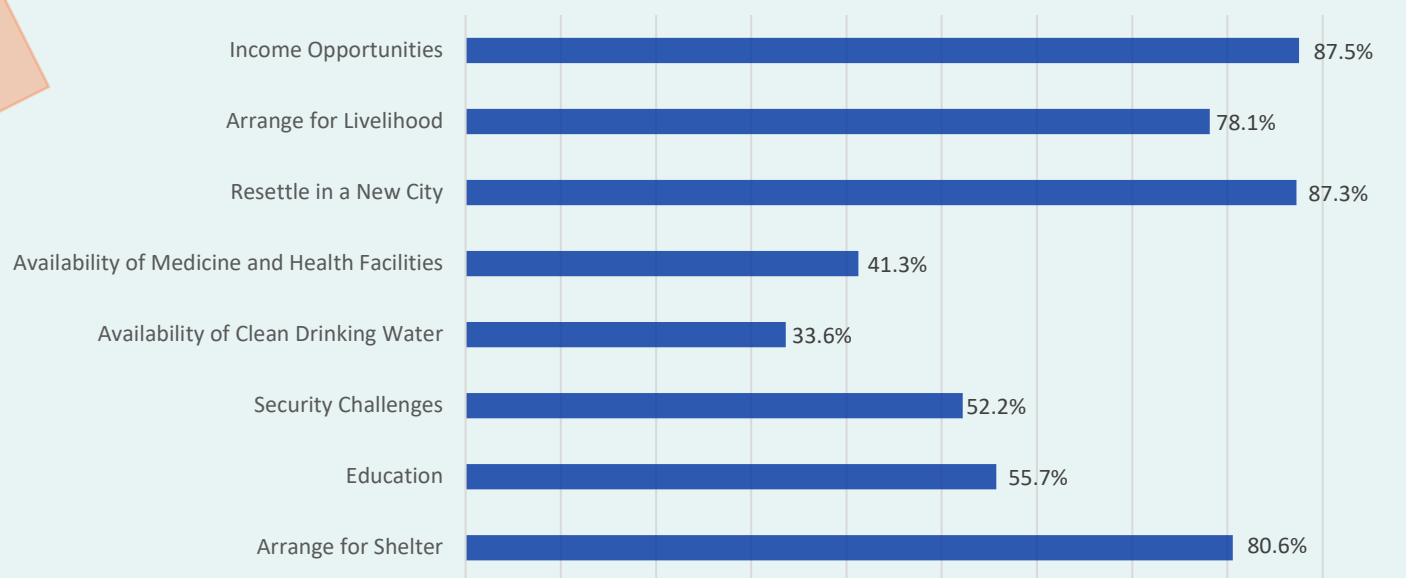


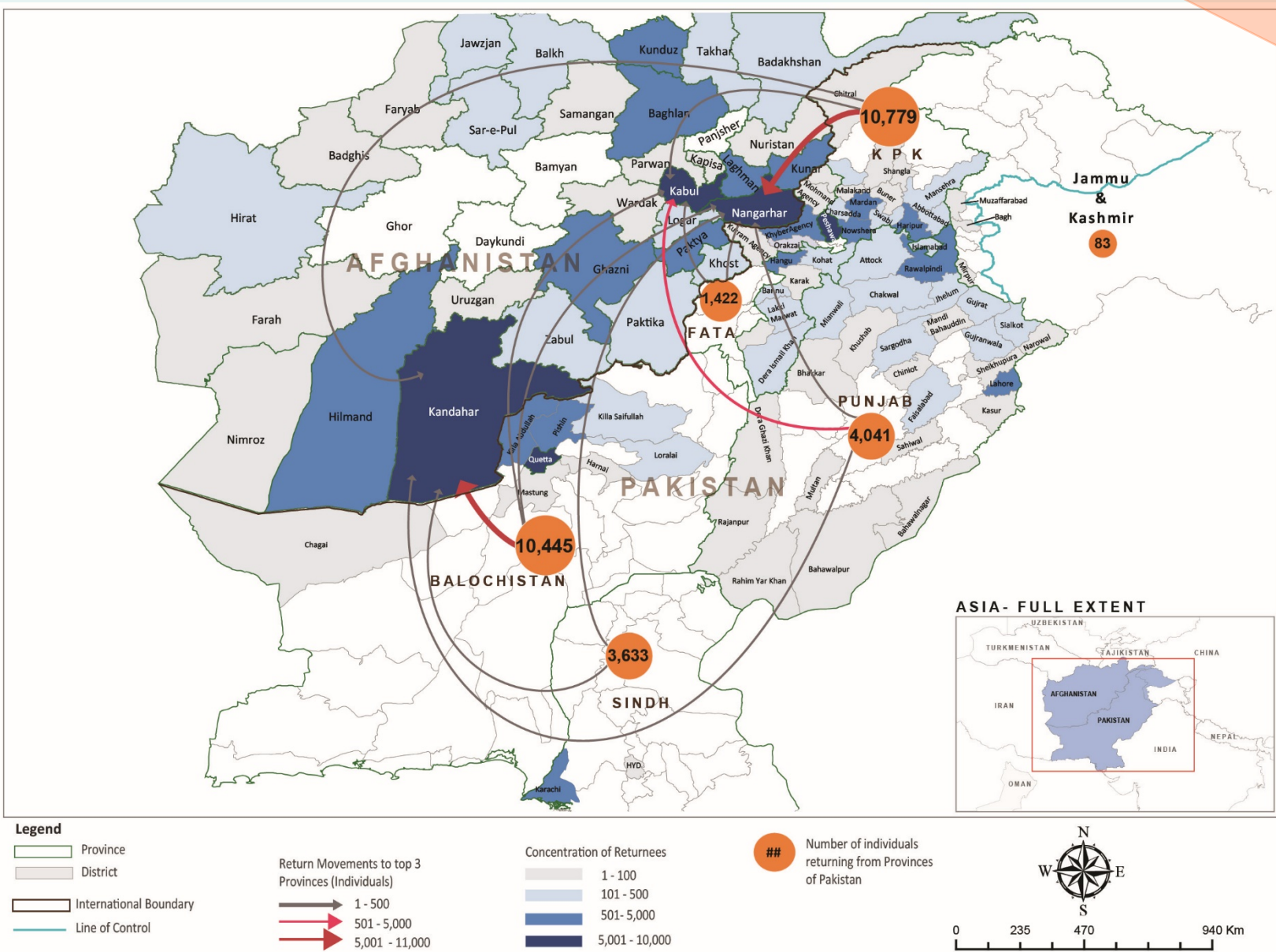
Figure 15: Returnees by main settling priorities upon returning to Afghanistan



## UNDOCUMENTED AFGHAN RETURNEES – HIGH RETURN AREAS AND DESTINATIONS

In 2018, around 74 per cent of the returnees interviewed by DTM came from two provinces in Pakistan: Khyber Pakhtunkhwa (KPK) (40%) and Balochistan (34%). Other main areas of origin were Punjab (13%) and Sindh (12%). The majority of the Afghan returnees reported that their intended destination province in Afghanistan was Kandahar (29%), followed by Nangarhar (21%), Kabul (17%) and Kunduz (7%).

Figure 16: Main origins and intended destinations of Afghan returnees



**Disclaimer:**

The designations employed and the presentation of material on this map do not imply the expression of any opinion whatsoever on the part of the Secretariat of the United Nations concerning the legal status of any country, territory, city or area or of its authorities, or concerning the delimitation of its frontiers or boundaries. The dotted line represents approximately the line of control between India and Pakistan. The final status of Jammu and Kashmir has not yet been agreed upon by the parties.

**Please note:** the boundaries and names shown and the designations used on this map do not imply official acceptance or endorsement by IOM.


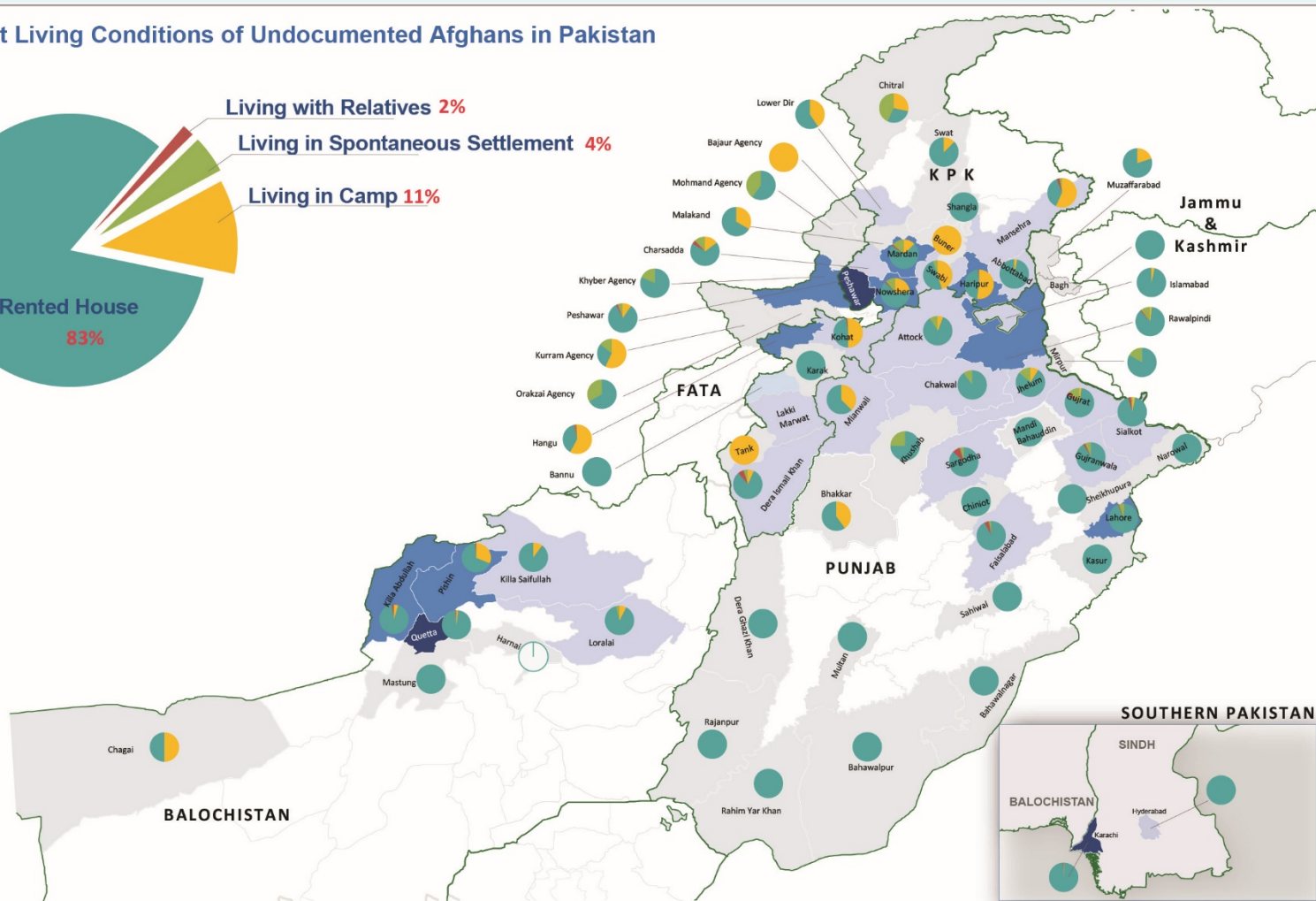
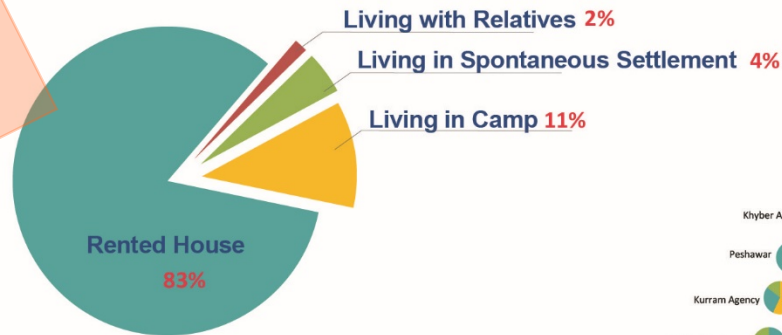
**Data Source:** Population Census Organization, UNOCHA.

## UNDOCUMENTED AFGHAN RETURNEES – LIVING CONDITIONS IN PAKISTAN

Overall, 83 per cent of Undocumented Afghan returnees in 2018 lived in rented houses, whereas 11 per cent reported living in a camp, and four per cent reported living in ‘spontaneous settlements.’ The remaining two per cent reported living with relatives. There are differences at the provincial level where for example in Sindh 99 per cent, and in Balochistan 92 per cent, in Punjab 88 per cent, and in KPK 75 per cent of Undocumented Afghan returnees reported living in rented houses.

Figure 17: Living conditions of Undocumented Afghans in Pakistan by district

### Current Living Conditions of Undocumented Afghans in Pakistan



**Disclaimer:** The designations employed and the presentation of material on this map do not imply the expression of any opinion whatsoever on the part of the Secretariat of the United Nations concerning the legal status of any country, territory, city or area or of its authorities, or concerning the delimitation of its frontiers or boundaries. The dotted line represents approximately the line of control between India and Pakistan. The final status of Jammu and Kashmir has not yet been agreed upon by the parties.

**Please note:** the boundaries and names shown and the designations used on this map do not imply official acceptance or endorsement by IOM.

**Data Source:** Population Census Organization, UNOCHA.

# METHODOLOGY

Flow monitoring (FM) is a component of IOM's Displacement Tracking Matrix (DTM), which was developed to track the flows of groups and individuals through key points of origin, transit and destination. The purpose of Flow Monitoring is to provide regularly updated information on the scale of population flows and profiles of mobile populations (documented and undocumented Afghan migrants) through specific locations. The information and analysis provided through the flow monitoring methodology also helps to define shortcomings and priorities in the provision of assistance along migration routes and upon destination.

The FM exercise in Pakistan provides key insights into the overall return migration trends of Afghan migrants by monitoring flows at two official border crossing points. The data collected by IOM also provides an overview of the situation of Afghan returnees and their mobility patterns, exploring routes, vulnerabilities and demographic and social characteristics.

DTM experts in the field identify strategic locations for the establishment of monitoring locations/points where the data collection will take place. IOM's DTM team in Pakistan identified two key transit locations: Torkham and Chaman. DTM teams collect and analyze data at the selected official border crossings through weekly rounds of assessment to map information on Afghan returnees.



Pakistan DTM experts conduct Flow Monitoring Surveys (FMS) with Afghan returnees at FMPs. These surveys collect information on the number, demographic breakdown, vulnerabilities, migration intentions, reasons for migration and nationality of migrants at a given location.



Data quality checks are rigorously conducted by the team during the data collection, processing and analysis processes. The methodology, as it develops, will employ multi-layered data collection with various levels of granularity to allow for further consistency checks.



Data protection and data management is governed by IOM Data Protection Principles. For publicly released data (non-personal and non-sensitive), data will be under the Creative Commons Attribution for Intergovernmental Organizations.