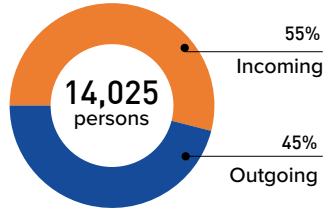


In February, a total of 14,025 individuals were recorded in border crossing points, mainly in Lower Juba region. Dhobley border point had the highest number of entries (1,755 persons) and exits (2,155). 55% of all movements identified were inflows, while 45% were outflows. Countries of departure of inflows were mainly Kenya (68%), Ethiopia (18%), Djibouti (11%), and Yemen (3%). Countries of destination of outflows were mainly Kenya (75%), Ethiopia (15%), and Uganda (4%).

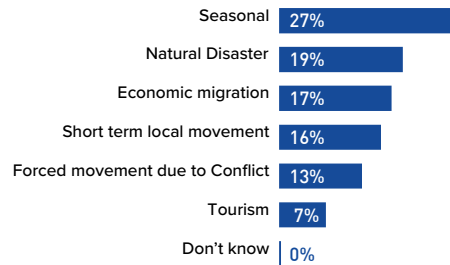
### TYPE OF FLOW



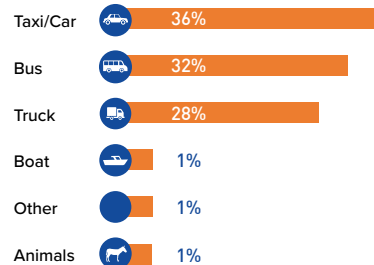
### AGE/SEX DISTRIBUTION

	Children 0 - 17	Adults 18+	Total
Male	21%	27%	48%
Female	24%	28%	52%

### REASONS FOR MOVEMENT



### MODES OF TRANSPORT



### VULNERABILITIES

Unaccompanied Children	1%
Physical Disability	3%
Elderly	6%
Children Under 5	10%
Pregnant and lactating women	8%

A total of 3,987 vulnerabilities has been reported in February 2017. Vulnerabilities may be overlapping, hence individuals may have more than one vulnerability

\* The percentages are calculated on the total number of persons observed for this month

