

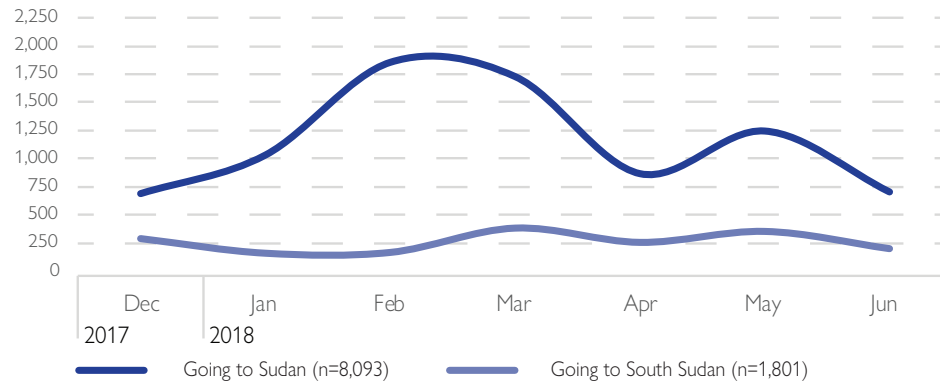
# Flow Monitoring: Amiet - Abyei

Long term trend overview: December 2017 - June 2018

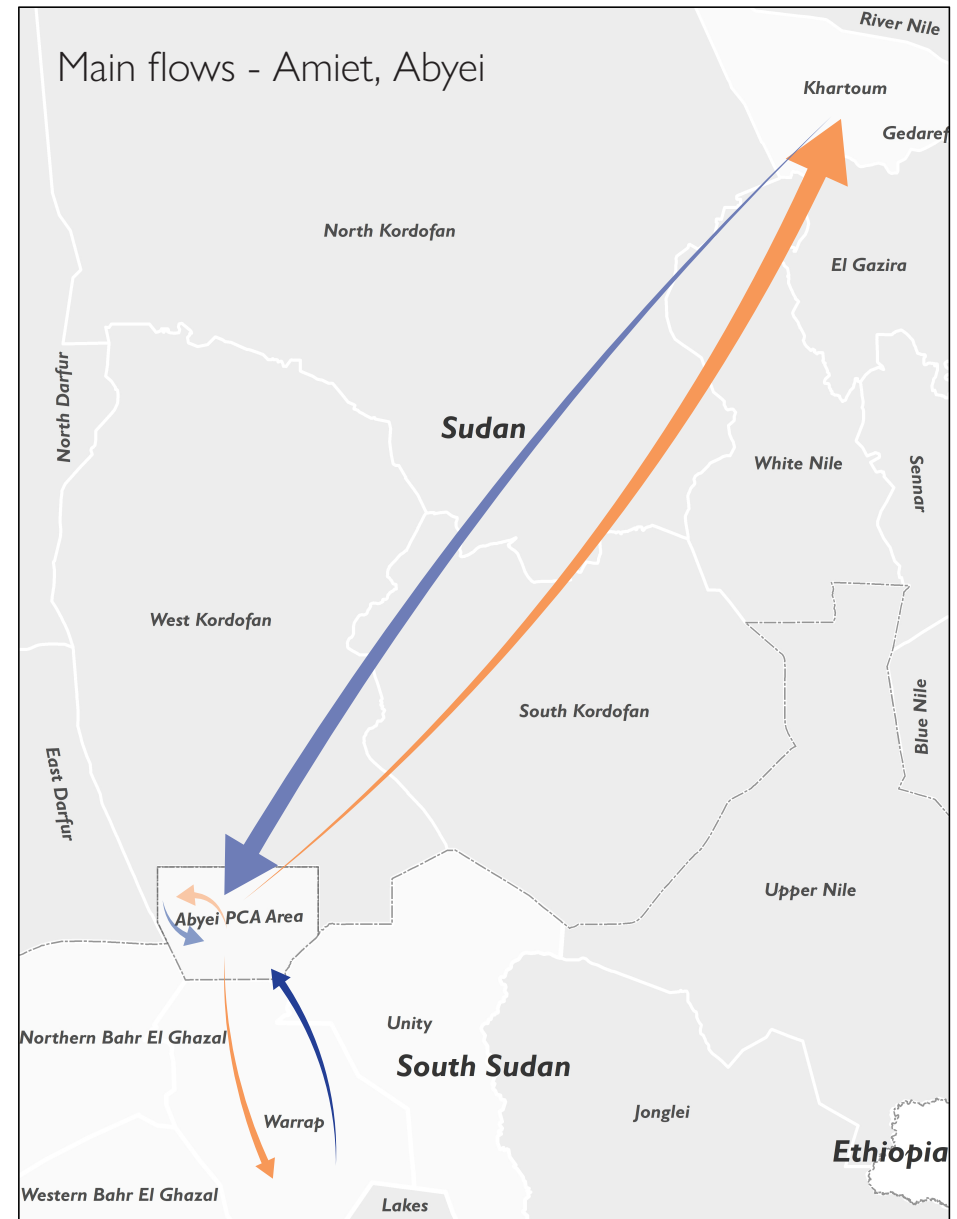
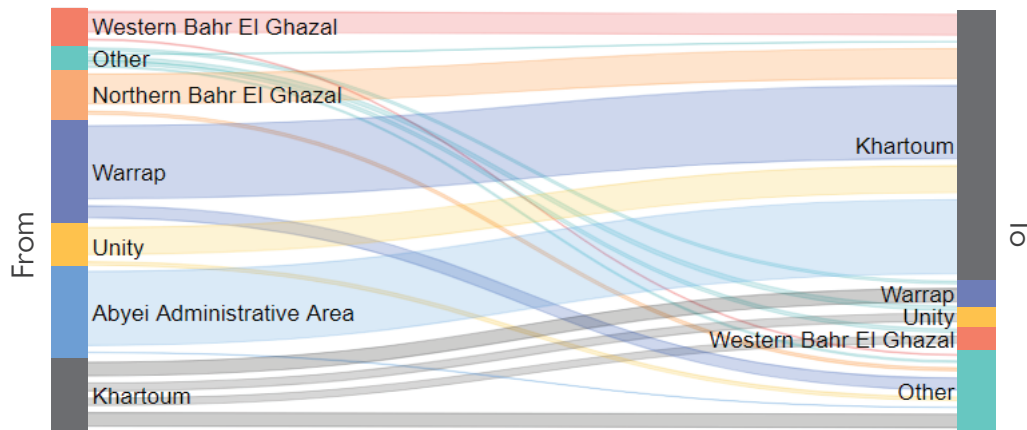
Publication: 16 August 2018

IOM DTM is measuring migration to and from Sudan passing through Abyei Town (Amiet Market). Migration to Sudan has been 4.5 times higher than movement from Sudan into South Sudan during the reporting period, December 2017 to June 2018. Movement into Sudan peaked in February 2018 when 1,850 individuals passed through the Flow Monitoring Point (FMP) in direction of Sudan (F.1). Khartoum, Sudan remains the most common destination (79%), followed by Warrap (6%), located just south of Abyei.

F.1 Flow to and from Sudan through Abyei: total numbers



F.2 Flow to and from main locations of departure and destination through Abyei FMP

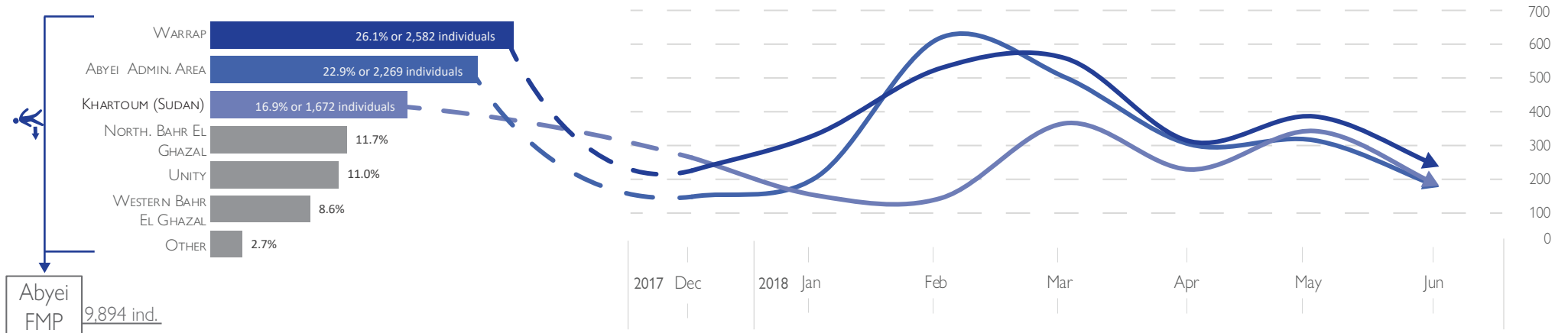


# Flow Monitoring: Amiet - Abyei

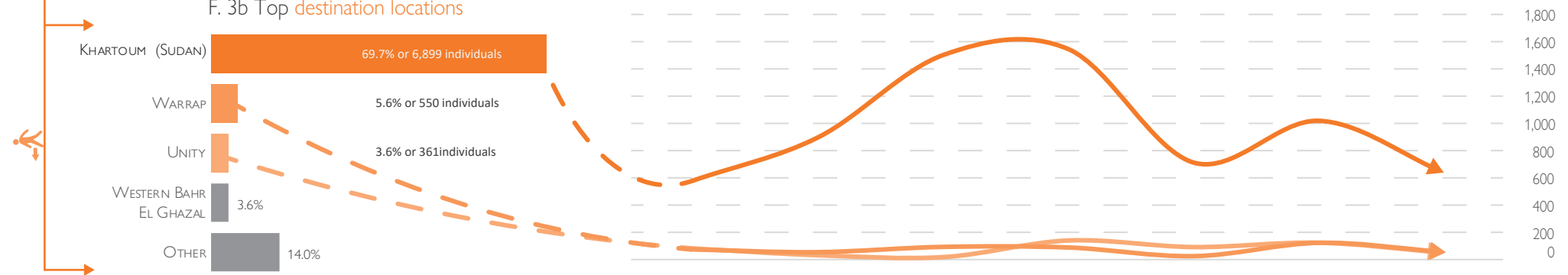
Long term trend overview: December 2017 - June 2018

Publication: 16 August 2018

F. 3a Top departure locations



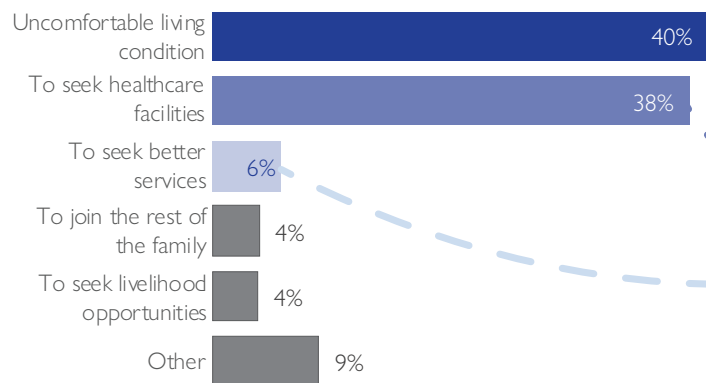
F. 3b Top destination locations



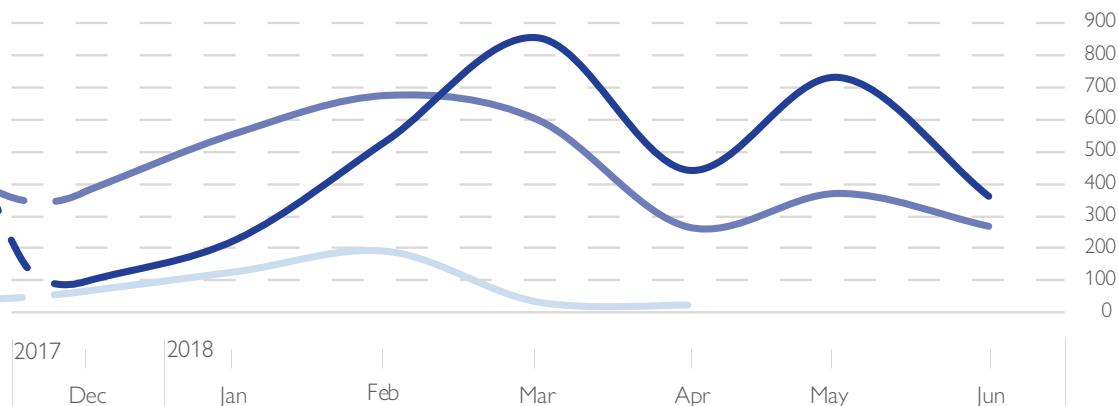
Warrap State, Abyei and Khartoum State (Sudan) were most commonly cited as departure point by the 9,894 individuals passing through Abyei FMP during the reporting period. Most individuals coming from Warrap travelled from Twic (83%). Individuals travelling from Khartoum mostly began their journey in Sharq el Nile (36%) and Um Durman (20%). With a higher proportion of migrants travelling to Sudan than South Sudan, Khartoum remained the most common destination state (F.3b). A quarter of those intending to reach Khartoum State aimed for Khartoum City (24%), followed by Um Durman (20%) and Sharq el Nile (19%). These proportions remained relatively stable throughout the reporting period.

## SOUTH SUDAN TO SUDAN 8,093 Individuals

F.4a Main reason for travel to Sudan

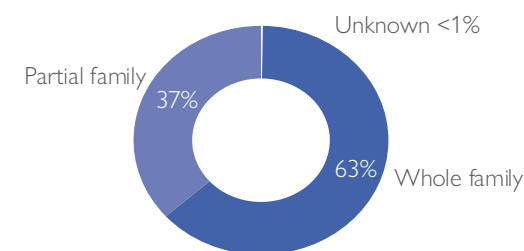


F.4b Number of individuals citing top three reasons for travel to Sudan over time

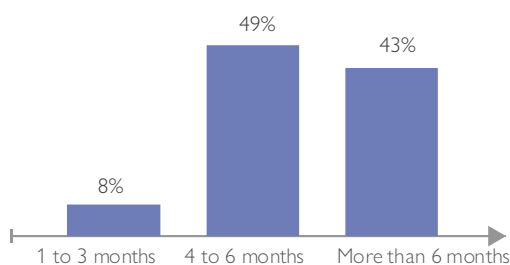


Forty per cent of migrants travelling to Sudan mentioned generally uncomfortable living conditions in South Sudan as reason summarising an overall lack of access to services and hardship associated with the current conflict and economic crisis (F.4a). As opposed to those travelling to Uganda in the south, who generally cite food shortages as reason for travel\*, many travel to Sudan to seek healthcare services, namely 38 per cent during the reporting period. Healthcare was especially frequently mentioned by individuals arriving from within Abyei (43%) and by only 28 per cent of those arriving from Unity State of whom the largest proportion cited uncomfortable living conditions (54%).

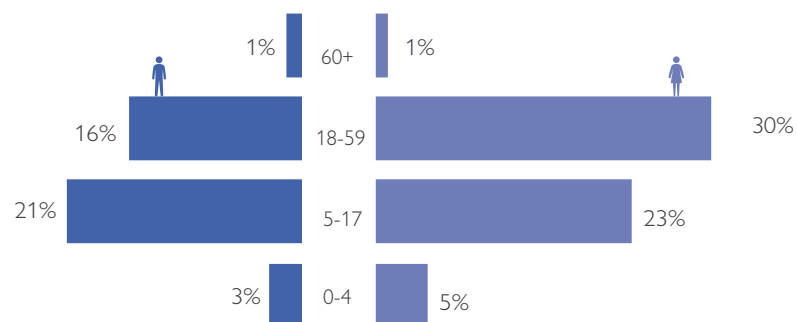
F.7 South Sudan to Sudan: partial vs whole households



F.5 Intended period of stay: Individuals on their way to Sudan



F.6 South Sudan to Sudan: population pyramid

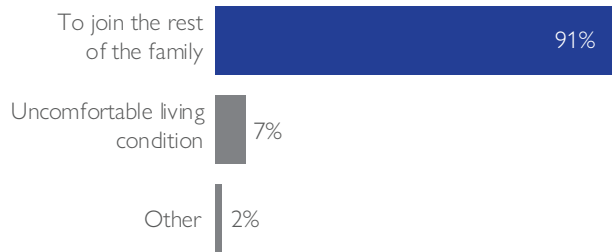


Individuals travelled mostly in whole households to Sudan (63%) and 59 per cent of travellers were female (31% women vs 17% men) (F.6&7). Children (<18 years) made up more than half of all individuals (52%). Half of all travellers indicated they would return to South Sudan within four to six months (49%) (F.5).

\* in June 2018 45% of 1,383 individuals travelling from South Sudan to Uganda cited conflict induced food insecurity as reason for movement.

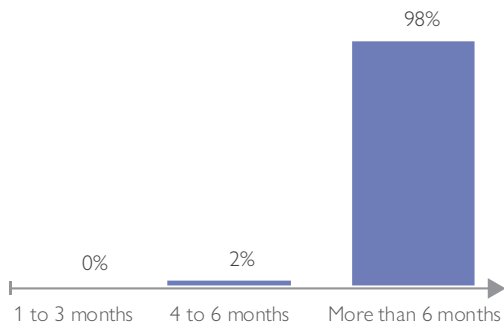
## SUDAN TO SOUTH SUDAN 1,801 Individuals

F.8 Reasons for travel to South Sudan from Sudan

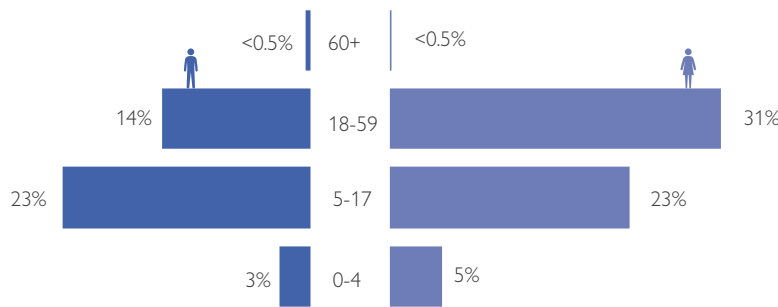


Nearly all Individuals traveling to South Sudan from Sudan did so for family reasons (91%) intending to remain at their next destination for more than six months (98%) (F.8&9). Less individuals travelled in whole families (45%) compared to migration in the other direction (63%) which confirms the principal reason for travel – to join their families (F.11). Fifty-nine per cent of traveller were female with 32 per cent adult women compared to 14 per cent adult men (F.10). More than half of all travellers were children (54%).

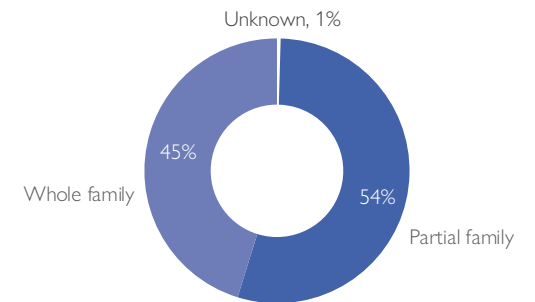
F.9 Intended period of stay: Individuals on their way to South Sudan



F.10 Sudan to South Sudan: population pyramid



F. 11 Sudan to South Sudan: partial vs whole households



All our products are available on [www.iomsouthsudan.org/tracking](http://www.iomsouthsudan.org/tracking)  
For more information, please contact [southsudandtm@iom.int](mailto:southsudandtm@iom.int)



Schweizerische Eidgenossenschaft  
Confédération suisse  
Confederazione Svizzera  
Confederaziun svizra