

DTM South Sudan: Bor Biometric Registration 27 February – 14 March 2018

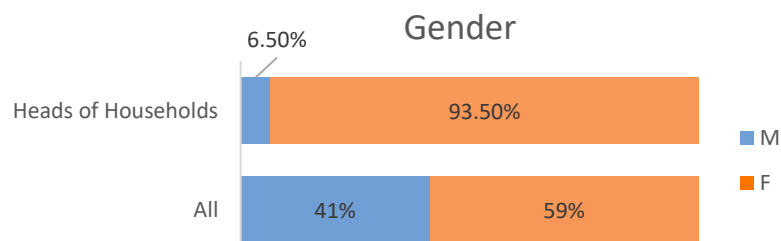
Publication: 30 April 2018

The International Organization for Migration (IOM), in partnership with the World Food Programme (WFP) conducted a biometric registration (BMR) exercise in Bor town between 27 February and 14 March.

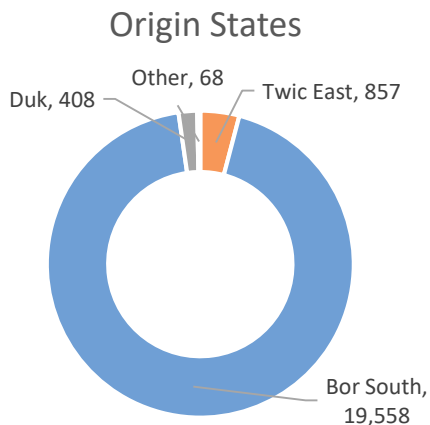
DTM biometrically registered a total of **20,891** individuals (4,490 households) of which 93.6 per cent were from Bor South (19,558 individuals), 4.1 per cent from Twic East (857 individuals) and 1.95 per cent from Duk (408 individuals) (0.33% other). Precise biometric numbers enable more efficient allocation of humanitarian resources by ensuring accurate population figures are available in areas that experience frequent population movements. Population mobility is high in the area due to ongoing conflict and the dire food security situation.

Of the total registered individuals in Bor town, 24 per cent are registered to the location *Hai Machuar*, 34 per cent to *Langbar* and 42 per cent to Bor town's *RRC*.

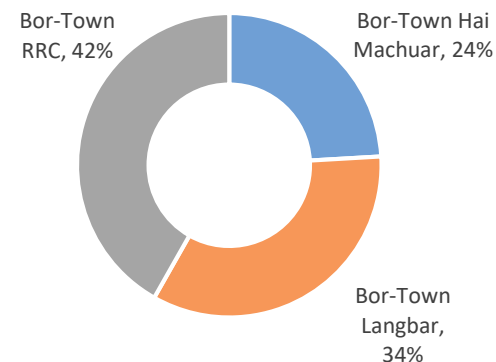
| Age | Male | Female |
|-------|-------|--------|
| 0-4 | 2,649 | 2,560 |
| 5-17 | 3,425 | 3,595 |
| 18-59 | 2,206 | 5,219 |
| 60+ | 356 | 881 |



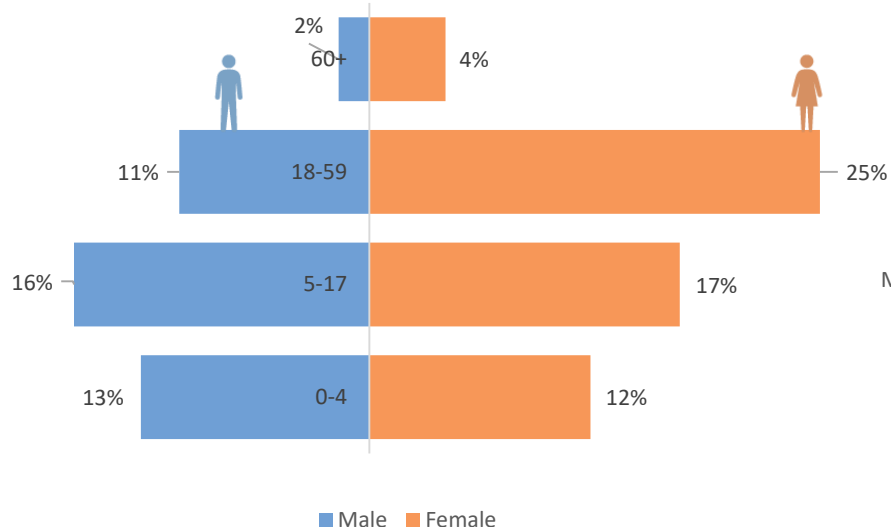
Registered heads of households were almost exclusively female (93.5%) as most of the registered groups were women with children. Within Bor South, the top three payams of origin were Makuach (21%), Bor (18%) and Anyidi (17%).



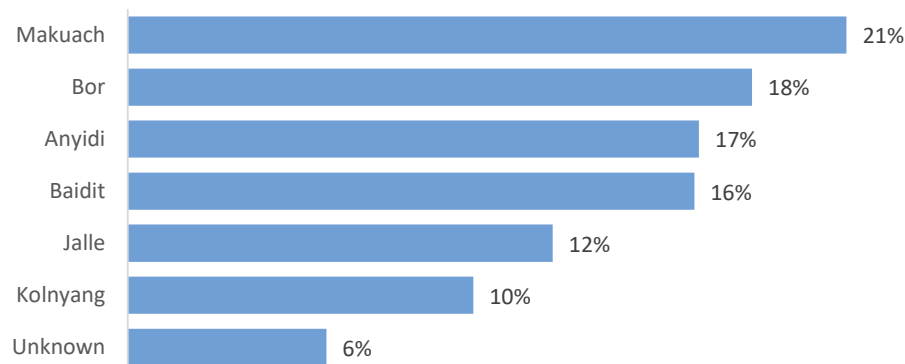
Distribution of registered population



Population pyramid of registered individuals



Origin Payams within Bor South



The names and boundaries on the maps in this document do not imply official endorsement or acceptance by the Government of South Sudan or IOM. This document is for planning purposes only. IOM cannot guarantee that this document is error free and therefore will accept no liability for consequential and indirect damages arising from the use of this product.

