







### HIGHLIGHTS

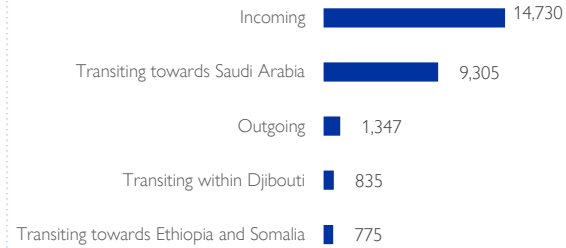
In January 2024, 26,992 migratory movements were observed at all Djibouti's Flow Monitoring Points (FMPs) with a decrease of 9 per cent compared with December 2023. This drop is linked to the controls carried out on certain migration routes by the Djibouti authorities.

During the same period in January, the number of people entering Djibouti from Ethiopia rose by 14 per cent compared with December 2023, mainly due to the temperatures which migrants consider to be favourable for taking the migration route at this time of year.

During January, the number of spontaneous or forced returnees recorded in the Obock and Tadjourah regions almost tripled, rising from 286 in December 2023 to 775 in January 2024, mainly due to controls by the authorities on the Yemeni coast.

	<b>9</b>	Flow monitoring points (FMPs)
	<b>26,992</b>	Cumulative migrant movements observed for all FMPs <sup>1</sup> ; an average of <b>871</b> per day
	<b>14,444</b>	Incoming individuals from Ethiopia
	<b>+14%</b>	Individuals entering from Ethiopia compared to December 2023
	<b>775</b>	Spontaneous or forced returnees from Yemen
	<b>619</b>	Stranded migrants in Djibouti as of 31 January 2024 <sup>2</sup>




### OBSERVED MIGRANT MOVEMENTS BY TYPE OF FLOW<sup>3</sup>



### SEX AND AGE GROUP

	Adults	Minors
Female	24%	5%
Male	69%	2%

### VULNERABILITIES

-  **83%** Unaccompanied children
-  **9%** Children under five
-  **2%** Pregnant or lactating women

### DEPARTURE AND INTENDED DESTINATION OF FLOWS

Departure countries	
Country	% flows
Ethiopia	91%
Djibouti	5%
Yemen	3%
Somalia	1%

Intended destinations	
Country	% flows
Saudi Arabia	69%
Yemen	13%
Djibouti	11%
Ethiopia	6%
Somalia	1%

*Disclaimer: This map is for illustration purposes only. Names and boundaries on this map do not imply official endorsement or acceptance by IOM.*

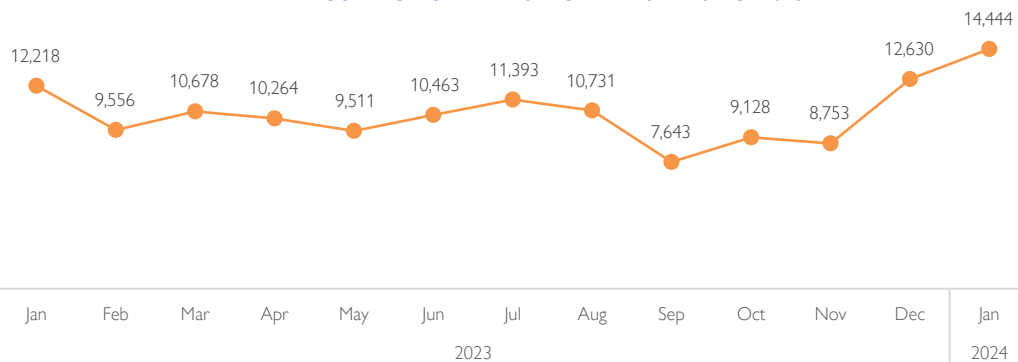
<sup>1</sup>As of March 2022, the movements of Djiboutian nationals (transiting, leaving or returning to the country) are included in the data except for internal movements.

<sup>2</sup>Information on the definition and methodology for counting stranded migrants in Djibouti is available on the last page of this dashboard.

<sup>3</sup>The analysis considered that inflows refer to flows from Ethiopia and Somalia border flow monitoring points. Transiting flows refer to flows crossing localities in Djibouti or leaving Djibouti to another country that is not the final destination. While outgoing flows are those that cross the border of Djibouti and another country, where the latter country is the final destination.

**INCOMING MIGRATORY FLOWS FROM ETHIOPIA**

INCOMING MOVEMENTS FROM ETHIOPIA SINCE 2023

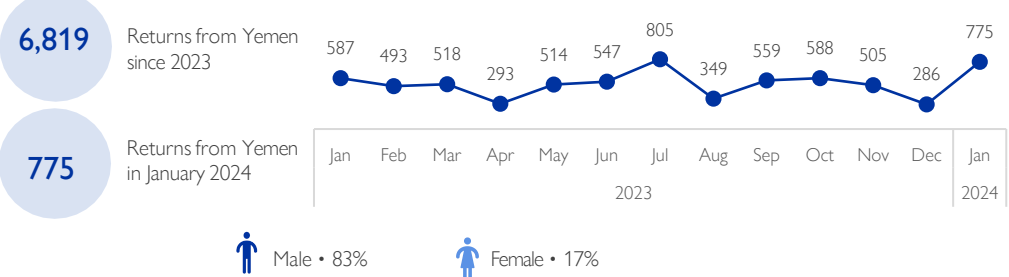


In January, individuals entering Djibouti from Ethiopia were mainly observed in the FMPs of Galafi (52%), Dikhil and Balho with 19 per cent each, Ali-Sabieh accounted for 10 per cent and the FMP of Lowyacaddo/Loyada, on the border with Somalia, accounted for 1 per cent.

Since 2023, a total of 137,412 incoming individuals from Ethiopia have been observed. The upward trend in inflows that began in December 2023 continued in January 2024, with a 14 per cent increase.

**RETURNS FROM YEMEN**

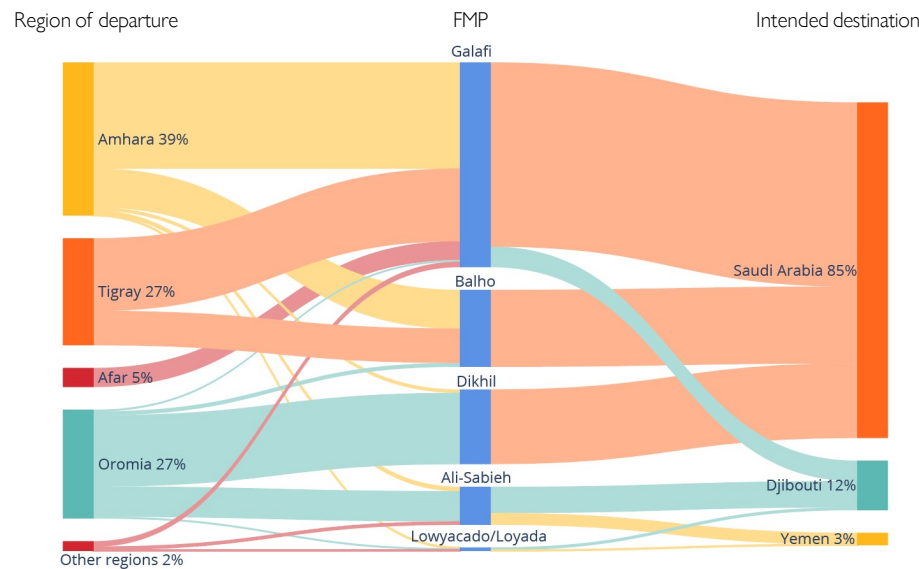
RETURNS FROM YEMEN SINCE 2023



In January 2024, 775 returns from Yemen were recorded in Obock and Tadjourah, almost three times the number recorded in December 2023 (286). This increase is mainly due to the closure of borders in Yemen and difficulties in reaching Saudi Arabia.

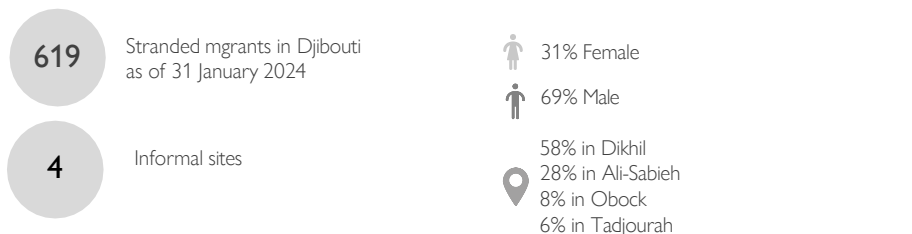
Furthermore, according to the DTM in Yemen, there was a 56 per cent drop in the number of migrants arriving from Obock between December 2023 (482) and January 2024 (210), due to the increase in regular border checks by the Yemeni authorities.

INCOMING AND ARRIVALS FROM ETHIOPIA IN JANUARY 2024 BY REGION OF DEPARTURE AND INTENDED DESTINATION

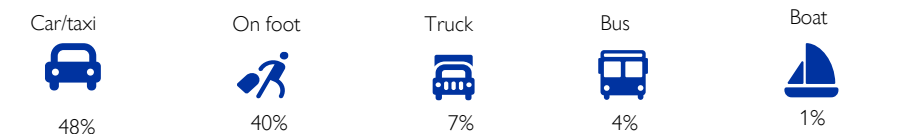


The main regions of departure for migrants from Ethiopia were Amhara (39%), Oromia and Tigray (27%). Most migrants intended to reach the Arabian Peninsula, mainly Saudi Arabia (85%) and Yemen (3%), while 12 per cent had Djibouti as their destination country.

**STRANDED MIGRANTS IN DJIBOUTI**



**MEANS OF TRANSPORT**





**DTM IN DJIBOUTI**

**DTM in Djibouti**

IOM works in collaboration with the Government of Djibouti to better understand the migratory dynamics in Djibouti as well as the profile of migrants passing through the country. IOM implements Flow Monitoring, a DTM component which consists in collecting data in the localities through which migrants transit (Flow Monitoring Points). The data presented in this monthly report provides an overview of the movements and profiles of the migrant population in Djibouti.

**Flow Monitoring**

Flow Monitoring is a component of the IOM's Displacement Tracking Matrix (DTM). The objective of this component is to regularly provide updated information on population flows and on the profile of populations on the move (migrants, internally displaced persons, returnees, etc.). The information and analyses obtained through the Flow Monitoring methodology provide a better understanding of the difficulties encountered by migrants throughout their migratory route or forced displacement in order to better define priorities in terms of assistance.

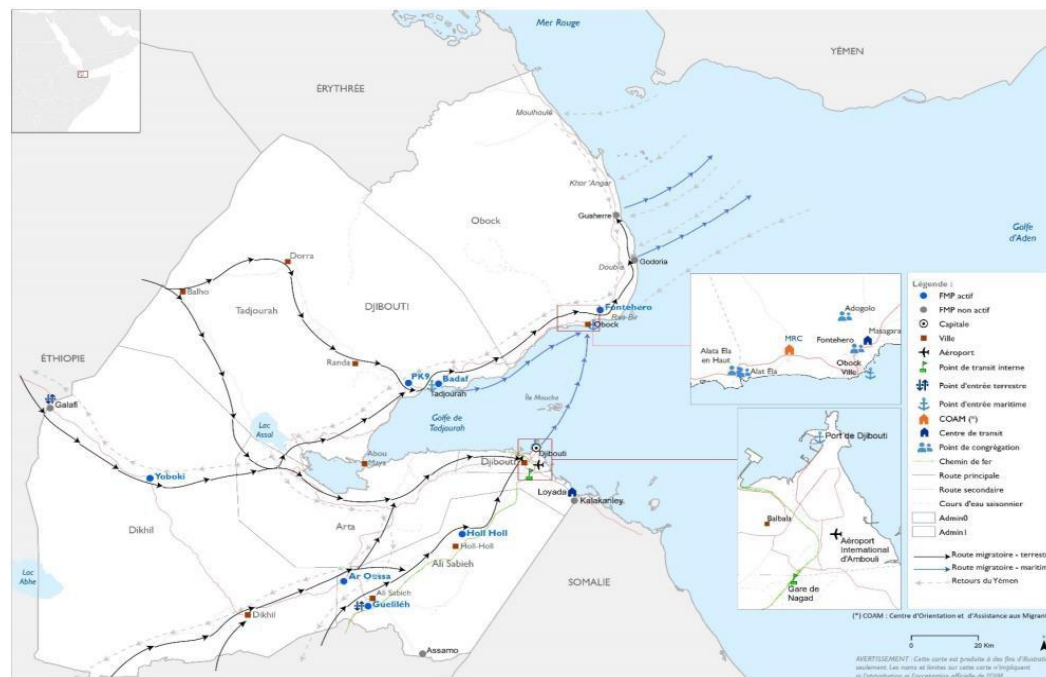
**Spontaneous returns from Yemen**

Spontaneous returns from Yemen are a component of IOM's DTM which started in May 2020. The objective of this data collection tool is to provide updated information on population flows returning from Yemen following the harsh conditions in Yemen and in the border between Saudi Arabia and Yemen. The information and analyses offered by DTM provide a better understanding of the current difficulties encountered by migrants throughout their migratory route. While the number of arrivals is gathered through a well-established system, not all returns can be captured due to their coastal location. Thus, the number of arrivals from Yemen is most probably higher than reported.

**Migrants stranded in Djibouti**

Information on migrants stranded in Djibouti as well as on informal sites is collected through enumerators deployed at key transit points. Data is collected on a daily basis, during time slots when the flows are most acute. Data in this dashboard does not include flows observed in Djibouti City.

**MIGRATION ROUTES THROUGH DJIBOUTI**



*The opinions expressed in the report are those of the authors and do not necessarily reflect the views of the International Organization for Migration (IOM). The designations employed and the presentation of material throughout the report do not imply the expression of any opinion whatsoever on the part of IOM concerning the legal status of any country, territory, city or area, or of its authorities, or concerning its frontiers or boundaries. IOM is committed to the principle that humane and orderly migration benefits migrants and society. As an intergovernmental organization, IOM acts with its partners in the international community to: assist in the meeting of operational challenges of migration; advance understanding of migration issues; encourage social and economic development through migration; and uphold the human dignity and well-being of migrants.*

**Limitations**

The spatial and temporal coverage of the surveys carried out is partial and does not allow all migratory flows in the country to be captured. The data presented in this report mainly shows migration trends. Furthermore, it is possible that migrants crossing several FMPs may be counted for more than once. Thus, the total number of migrants observed at the FMPs does not necessarily reflect the true migratory flows in each region. It is also worth highlighting that the number of enumerators responsible for data collection can change from one month to the other, which can partly explain some changes in the flows observed. In addition, the data on the vulnerabilities are based on direct observations by the enumerators and should only be taken as an indication. All data included in this report are based on partial observations and are not representative of the entire migrant population. IOM assures that the data included in this report is reliable, but stresses that it does not provide a complete picture of migration movements in Djibouti.