



# FORI PRIMARY SCHOOL

Site Profile

DTM

Nigeria



**28**  
Households (HH)

**148**  
Individuals

**Round 19**  
24 September 2017

<b>Site ID</b>	<b>BO_S001</b>
<b>Site Type</b>	Collective Settlement/Centre
<b>Site Classification</b>	Spontaneous
<b>Site Open Date</b>	14-Sep-14
<b>Admin 1</b>	BORNO
<b>Admin 2</b>	JERE
<b>Admin 3</b>	BALE GALTIMARI
<b>Latitude</b>	11.799840
<b>Longitude</b>	13.177490

### DEMOGRAPHICS

Age/Sex	<1 year	1-5 years	6-17 years	18-59 years	>60 years	Total
Male	9	16	15	20	4	64
Female	7	18	24	28	7	84
<b>Total</b>	<b>16</b>	<b>34</b>	<b>39</b>	<b>48</b>	<b>11</b>	<b>148</b>

### VULNERABLE GROUPS

Pregnant Women	19	12.8%
Breastfeeding Mothers	17	11.5%
Persons with Physical Disabilities	0	0.0%
Persons with Mental Disabilities	0	0.0%
Single Female Headed Households	32	21.6%
Single Male Headed Households	50	33.8%
Older Persons	11	7.4%
<b>Total</b>	<b>129</b>	<b>87.2%</b>

### MOBILITY

Place of Origin of Largest IDP Group	BORNO	BAMA	KASUGULA
Place of Origin of 2nd Largest IDP Group	BORNO	BAMA	KASUGULA
Area of intended return for Largest IDP Group	Place of origin		
Barriers to return home for Largest IDP Group	House damaged/destroyed		

### SITE MANAGEMENT AGENCY (SMA)

Type of SMA	NULL	Agency Name	NULL
SMA Contact Name	NULL	Phone Number	NULL

### SERVICES

#### SHELTER

% families living outside (no shelter)	None	Most needed NFIs	Kitchen sets
% families living in emergency shelter	None	% HHs with mosquito nets	<25%
% families living in makeshift shelter	None	% HHs with access to safe cooking facilities	<25%
% families living indoors (solid walls)	>75%	% HHs with access to electricity	None

#### HEALTH

Location of health facilities/services	On-site (<3 km)	Access to health facility/services	Yes
Health facilities/services provider	Government	Most prevalent health problems	Malaria

#### WASH

Location of site's main water source	On-site (<10 mn)	Total number functioning toilets	0
Liters of water per person per day	10 - 15 ltr	Separate male/female toilets	No
Main problems with drinking water	None	Separate male/female bathing areas	No

#### FOOD

Access to food	Yes, on site	Frequency of food distribution	Irregular
Access to market	Yes	Supplementary feeding for pregnant/lactant mothers?	Yes
Most common source for obtaining food	Cash	Supplementary feeding for children?	Yes

#### PROTECTION

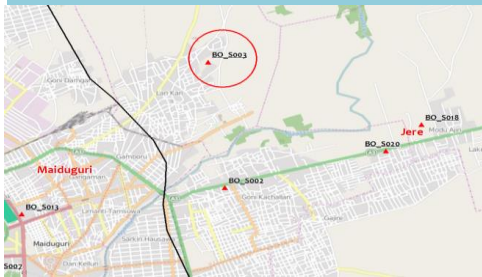
Security provided on-site	Yes	GBV referral mechanism in place	No
Main security provider	Local Authorities	Number of women friendly spaces	0
Most common type of security incident	None	Number of child friendly spaces	0
Most common type of GBV incident	None	Most reported problem in receiving support	None

#### EDUCATION

Location of nearest education facility	On-site	Number of families with source of income	0
% children going to school	<50%	Access to income generating activities	Yes

#### COMMUNICATION

Main source for obtaining information	Friends, neighbors and family	Main topic of information requested	Distribution
---------------------------------------	-------------------------------	-------------------------------------	--------------



**983**

Households (HH)

**4998**

Individuals

**Round 19**

24 September 2017

<b>Site ID</b>	<b>BO_S003</b>
<b>Site Type</b>	Camp
<b>Site Classification</b>	Spontaneous
<b>Site Open Date</b>	1-Jan-14
<b>Admin 1</b>	BORNO
<b>Admin 2</b>	JERE
<b>Admin 3</b>	OLD MAIDUGURI
<b>Latitude</b>	11.877220
<b>Longitude</b>	13.180500

### DEMOGRAPHICS

Age/Sex	<1 year	1-5 years	6-17 years	18-59 years	>60 years	Total
Male	80	423	623	821	69	2,016
Female	119	627	976	1,178	82	2,982
<b>Total</b>	<b>199</b>	<b>1,050</b>	<b>1,599</b>	<b>1,999</b>	<b>151</b>	<b>4,998</b>

### VULNERABLE GROUPS

Pregnant Women	65	1.3%
Breastfeeding Mothers	210	4.2%
Persons with Physical Disabilities	0	0.0%
Persons with Mental Disabilities	0	0.0%
Single Female Headed Households	48	1.0%
Single Male Headed Households	19	0.4%
Older Persons	151	3.0%
<b>Total</b>	<b>493</b>	<b>9.9%</b>

### MOBILITY

Place of Origin of Largest IDP Group	BORNO	KUKAWA	BAGA
Place of Origin of 2nd Largest IDP Group	BORNO	MARTE	KIRENOWA
Area of intended return for Largest IDP Group	Place of origin		
Barriers to return home for Largest IDP Group	Lack of safety		

### SITE MANAGEMENT AGENCY (SMA)

Type of SMA	Government	Agency Name	NEMA
SMA Contact Name	NEMA	Phone Number	8069572433

### SERVICES

#### SHELTER

% families living outside (no shelter)	None	Most needed NFIs	Blankets/Mats
% families living in emergency shelter	<75%	% HHs with mosquito nets	<50%
% families living in makeshift shelter	<50%	% HHs with access to safe cooking facilities	>75%
% families living indoors (solid walls)	None	% HHs with access to electricity	None

#### HEALTH

Location of health facilities/services	On-site (<3 km)	Access to health facility/services	Yes
Health facilities/services provider	INGO	Most prevalent health problems	Fever

#### WASH

Location of site's main water source	On-site (<10 mn)	Total number functioning toilets	0
Liters of water per person per day	>15 ltr	Separate male/female toilets	No
Main problems with drinking water	None	Separate male/female bathing areas	No

#### FOOD

Access to food	Yes, on site	Frequency of food distribution	Irregular
Access to market	Yes	Supplementary feeding for pregnant/lactant mothers?	Yes
Most common source for obtaining food	Cash	Supplementary feeding for children?	Yes

#### PROTECTION

Security provided on-site	Yes	GBV referral mechanism in place	No
Main security provider	Self organized	Number of women friendly spaces	0
Most common type of security incident	None	Number of child friendly spaces	0
Most common type of GBV incident	None	Most reported problem in receiving support	None

#### EDUCATION

Location of nearest education facility	On-site	Number of families with source of income	0
% children going to school	<75%	Access to income generating activities	Yes

#### COMMUNICATION

Main source for obtaining information	Friends, neighbors and family	Main topic of information requested	Other relief assistance
---------------------------------------	-------------------------------	-------------------------------------	-------------------------



# BALE GALTIMARI PRI SCHOOL

Site Profile

DTM

Nigeria

77

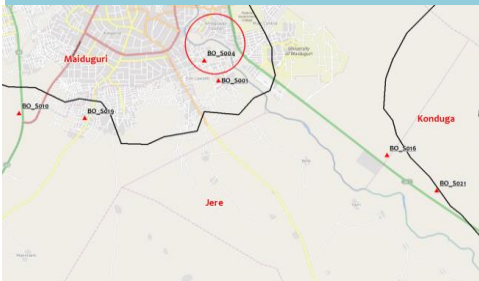
Households (HH)

424

Individuals

Round 19

24 September 2017



<b>Site ID</b>	<b>BO_S004</b>
<b>Site Type</b>	Camp
<b>Site Classification</b>	Spontaneous
<b>Site Open Date</b>	1-Sep-14
<b>Admin 1</b>	BORNO
<b>Admin 2</b>	JERE
<b>Admin 3</b>	BALE GALTIMARI
<b>Latitude</b>	11.803530
<b>Longitude</b>	13.165180

## DEMOGRAPHICS

Age/Sex	<1 year	1-5 years	6-17 years	18-59 years	>60 years	Total
Male	13	36	55	77	4	185
Female	24	32	79	85	19	239
<b>Total</b>	<b>37</b>	<b>68</b>	<b>134</b>	<b>162</b>	<b>23</b>	<b>424</b>

## VULNERABLE GROUPS

Pregnant Women	41	9.7%
Breastfeeding Mothers	38	9.0%
Persons with Physical Disabilities	2	0.5%
Persons with Mental Disabilities	0	0.0%
Single Female Headed Households	11	2.6%
Single Male Headed Households	8	1.9%
Older Persons	23	5.4%
<b>Total</b>	<b>123</b>	<b>29.0%</b>

## MOBILITY

Place of Origin of Largest IDP Group	BORNO	BAMA	KASUGULA
Place of Origin of 2nd Largest IDP Group	BORNO	BAMA	KASUGULA
Area of intended return for Largest IDP Group	Place of origin		
Barriers to return home for Largest IDP Group	Lack of safety		

## SITE MANAGEMENT AGENCY (SMA)

Type of SMA	NULL	Agency Name	NULL
SMA Contact Name	NULL	Phone Number	NULL

## SERVICES

### SHELTER

% families living outside (no shelter)	None	Most needed NFIs	Blankets/Mats
% families living in emergency shelter	None	% HHs with mosquito nets	<50%
% families living in makeshift shelter	None	% HHs with access to safe cooking facilities	<50%
% families living indoors (solid walls)	>75%	% HHs with access to electricity	None

### HEALTH

Location of health facilities/services	On-site (<3 km)	Access to health facility/services	Yes
Health facilities/services provider	Government	Most prevalent health problems	Malaria

### WASH

Location of site's main water source	On-site (<10 mn)	Total number functioning toilets	0
Liters of water per person per day	10 - 15 ltr	Separate male/female toilets	No
Main problems with drinking water	None	Separate male/female bathing areas	No

### FOOD

Access to food	Yes, on site	Frequency of food distribution	Irregular
Access to market	Yes	Supplementary feeding for pregnant/lactant mothers?	Yes
Most common source for obtaining food	Cash	Supplementary feeding for children?	Yes

### PROTECTION

Security provided on-site	Yes	GBV referral mechanism in place	No
Main security provider	Self organized	Number of women friendly spaces	0
Most common type of security incident	None	Number of child friendly spaces	0
Most common type of GBV incident	None	Most reported problem in receiving support	None

### EDUCATION

Location of nearest education facility	On-site	Number of families with source of income	17
% children going to school	<50%	Access to income generating activities	Yes

### COMMUNICATION

Main source for obtaining information	Friends, neighbors and family	Main topic of information requested	Distribution
---------------------------------------	-------------------------------	-------------------------------------	--------------



# NYSC CAMP BORNO

Site Profile

DTM

Nigeria



**1226**

Households (HH)

**5904**

Individuals

**Round 19**

24 September 2017

<b>Site ID</b>	<b>BO_S009</b>
<b>Site Type</b>	Collective Settlement/Centre
<b>Site Classification</b>	Spontaneous
<b>Site Open Date</b>	NULL
<b>Admin 1</b>	BORNO
<b>Admin 2</b>	MAIDUGURI M. C.
<b>Admin 3</b>	MAISANDARI
<b>Latitude</b>	11.825800
<b>Longitude</b>	13.119280

## DEMOGRAPHICS

Age/Sex	<1 year	1-5 years	6-17 years	18-59 years	>60 years	Total
Male	111	117	1,561	906	72	2,767
Female	125	178	1,686	1,042	106	3,137
<b>Total</b>	<b>236</b>	<b>295</b>	<b>3,247</b>	<b>1,948</b>	<b>178</b>	<b>5,904</b>

## VULNERABLE GROUPS

Pregnant Women	131	2.2%
Breastfeeding Mothers	262	4.4%
Persons with Physical Disabilities	3	0.1%
Persons with Mental Disabilities	6	0.1%
Single Female Headed Households	323	5.5%
Single Male Headed Households	42	0.7%
Older Persons	178	3.0%
<b>Total</b>	<b>945</b>	<b>16.0%</b>

## MOBILITY

Place of Origin of Largest IDP Group	BORNO	BAMA	KASUGULA
Place of Origin of 2nd Largest IDP Group	BORNO	KONDUGA	KONDUGA
Area of intended return for Largest IDP Group	Place of origin		
Barriers to return home for Largest IDP Group	Lack of safety		

## SITE MANAGEMENT AGENCY (SMA)

Type of SMA	Government	Agency Name	SEMA
SMA Contact Name	SEMA	Phone Number	8033441354

## SERVICES

### SHELTER

% families living outside (no shelter)	None	Most needed NFIs	Mosquito nets
% families living in emergency shelter	<75%	% HHs with mosquito nets	<75%
% families living in makeshift shelter	<25%	% HHs with access to safe cooking facilities	<25%
% families living indoors (solid walls)	<50%	% HHs with access to electricity	None

### HEALTH

Location of health facilities/services	On-site (<3 km)	Access to health facility/services	Yes
Health facilities/services provider	INGO	Most prevalent health problems	Fever

### WASH

Location of site's main water source	On-site (<10 mn)	Total number functioning toilets	102
Liters of water per person per day	10 - 15 ltr	Separate male/female toilets	No
Main problems with drinking water	None	Separate male/female bathing areas	Yes

### FOOD

Access to food	Yes, on site	Frequency of food distribution	Irregular
Access to market	Yes	Supplementary feeding for pregnant/lactant mothers?	No
Most common source for obtaining food	Distribution	Supplementary feeding for children?	Yes

### PROTECTION

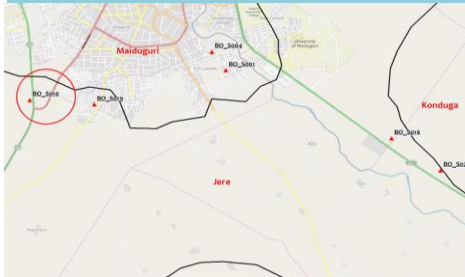
Security provided on-site	Yes	GBV referral mechanism in place	Yes
Main security provider	Police	Number of women friendly spaces	0
Most common type of security incident	None	Number of child friendly spaces	1
Most common type of GBV incident	None	Most reported problem in receiving support	None

### EDUCATION

Location of nearest education facility	On-site	Number of families with source of income	289
% children going to school	<25%	Access to income generating activities	Yes

### COMMUNICATION

Main source for obtaining information	Local leader/Community leader	Main topic of information requested	Access to services
---------------------------------------	-------------------------------	-------------------------------------	--------------------



**6569**

Households (HH)

**21547**

Individuals

**Round 19**

24 September 2017

<b>Site ID</b>	<b>BO_S010</b>
<b>Site Type</b>	Collective Settlement/Centre
<b>Site Classification</b>	Spontaneous
<b>Site Open Date</b>	15-Jan-15
<b>Admin 1</b>	BORNO
<b>Admin 2</b>	MAIDUGURI M. C.
<b>Admin 3</b>	MAISANDARI
<b>Latitude</b>	11.790450
<b>Longitude</b>	13.115080

### DEMOGRAPHICS

Age/Sex	<1 year	1-5 years	6-17 years	18-59 years	>60 years	Total
Male	680	780	3,300	3,006	549	8,315
Female	1,166	1,349	5,012	5,380	325	13,232
<b>Total</b>	<b>1,846</b>	<b>2,129</b>	<b>8,312</b>	<b>8,386</b>	<b>874</b>	<b>21,547</b>

### VULNERABLE GROUPS

Pregnant Women	1,895	8.8%
Breastfeeding Mothers	1,931	9.0%
Persons with Physical Disabilities	42	0.2%
Persons with Mental Disabilities	4	0.0%
Single Female Headed Households	84	0.4%
Single Male Headed Households	22	0.1%
Older Persons	874	4.1%
<b>Total</b>	<b>4852</b>	<b>22.5%</b>

### MOBILITY

Place of Origin of Largest IDP Group	BORNO	MARTE	NJINE
Place of Origin of 2nd Largest IDP Group	BORNO	GWOZA	GWOZA WAKANE / BULABULIN
Area of intended return for Largest IDP Group	Place of origin		
Barriers to return home for Largest IDP Group	Lack of safety		

### SITE MANAGEMENT AGENCY (SMA)

Type of SMA	Government	Agency Name	NEMA SEMA
SMA Contact Name	NEMA SEMA	Phone Number	8034979831

### SERVICES

#### SHELTER

% families living outside (no shelter)	None	Most needed NFIs	Blankets/Mats
% families living in emergency shelter	>75%	% HHs with mosquito nets	<50%
% families living in makeshift shelter	None	% HHs with access to safe cooking facilities	<50%
% families living indoors (solid walls)	<50%	% HHs with access to electricity	None

#### HEALTH

Location of health facilities/services	On-site (<3 km)	Access to health facility/services	Yes
Health facilities/services provider	INGO	Most prevalent health problems	Malaria

#### WASH

Location of site's main water source	On-site (<10 mn)	Total number functioning toilets	0
Liters of water per person per day	10 - 15 ltr	Separate male/female toilets	Yes
Main problems with drinking water	Suspended solids	Separate male/female bathing areas	Yes

#### FOOD

Access to food	Yes, on site	Frequency of food distribution	Irregular
Access to market	Yes	Supplementary feeding for pregnant/lactant mothers?	Yes
Most common source for obtaining food	Distribution	Supplementary feeding for children?	Yes

#### PROTECTION

Security provided on-site	Yes	GBV referral mechanism in place	Yes
Main security provider	Police	Number of women friendly spaces	0
Most common type of security incident	None	Number of child friendly spaces	0
Most common type of GBV incident	None	Most reported problem in receiving support	None

#### EDUCATION

Location of nearest education facility	On-site	Number of families with source of income	0
% children going to school	<75%	Access to income generating activities	Yes

#### COMMUNICATION

Main source for obtaining information	Local leader/Community leader	Main topic of information requested	Safety and Security
---------------------------------------	-------------------------------	-------------------------------------	---------------------



### 232

Households (HH)

### 1497

Individuals

### Round 19

24 September 2017

<b>Site ID</b>	<b>BO_S012</b>
<b>Site Type</b>	Camp
<b>Site Classification</b>	Spontaneous
<b>Site Open Date</b>	8-Jun-17
<b>Admin 1</b>	BORNO
<b>Admin 2</b>	MAIDUGURI M. C.
<b>Admin 3</b>	LAMISULA/JABBA MARI
<b>Latitude</b>	11.834180
<b>Longitude</b>	13.135810

#### DEMOGRAPHICS

Age/Sex	<1 year	1-5 years	6-17 years	18-59 years	>60 years	Total
Male	21	69	360	206	18	674
Female	18	97	378	309	21	823
<b>Total</b>	<b>39</b>	<b>166</b>	<b>738</b>	<b>515</b>	<b>39</b>	<b>1,497</b>

#### VULNERABLE GROUPS

Pregnant Women	30	2.0%
Breastfeeding Mothers	52	3.5%
Persons with Physical Disabilities	0	0.0%
Persons with Mental Disabilities	0	0.0%
Single Female Headed Households	50	3.3%
Single Male Headed Households	12	0.8%
Older Persons	39	2.6%
<b>Total</b>	<b>183</b>	<b>12.2%</b>

#### MOBILITY

Place of Origin of Largest IDP Group	BORNO	GWOZA	NGOSHE
Place of Origin of 2nd Largest IDP Group	BORNO	ASKIRA / UBA	LASSA
Area of intended return for Largest IDP Group	Place of origin		
Barriers to return home for Largest IDP Group	Lack of safety		

#### SITE MANAGEMENT AGENCY (SMA)

Type of SMA	Government	Agency Name	NEMA
SMA Contact Name	NEMA	Phone Number	NULL

#### SERVICES

##### SHELTER

% families living outside (no shelter)	None	Most needed NFIs	Mosquito nets
% families living in emergency shelter	>75%	% HHs with mosquito nets	<75%
% families living in makeshift shelter	None	% HHs with access to safe cooking facilities	<75%
% families living indoors (solid walls)	<25%	% HHs with access to electricity	<25%

##### HEALTH

Location of health facilities/services	On-site (<3 km)	Access to health facility/services	Yes
Health facilities/services provider	Government	Most prevalent health problems	Malaria

##### WASH

Location of site's main water source	On-site (<10 mn)	Total number functioning toilets	0
Liters of water per person per day	10 - 15 ltr	Separate male/female toilets	Yes
Main problems with drinking water	None	Separate male/female bathing areas	Yes

##### FOOD

Access to food	Yes, on site	Frequency of food distribution	Once a month
Access to market	Yes	Supplementary feeding for pregnant/lactant mothers?	Yes
Most common source for obtaining food	Distribution	Supplementary feeding for children?	Yes

##### PROTECTION

Security provided on-site	Yes	GBV referral mechanism in place	No
Main security provider	Police	Number of women friendly spaces	0
Most common type of security incident	None	Number of child friendly spaces	0
Most common type of GBV incident	None	Most reported problem in receiving support	None

##### EDUCATION

Location of nearest education facility	On-site	Number of families with source of income	0
% children going to school	<75%	Access to income generating activities	Yes

##### COMMUNICATION

Main source for obtaining information	Friends, neighbors and family	Main topic of information requested	Safety and Security
---------------------------------------	-------------------------------	-------------------------------------	---------------------



**840**

Households (HH)

**2244**

Individuals

**Round 19**

24 September 2017

<b>Site ID</b>	<b>BO_S013</b>
<b>Site Type</b>	Collective Settlement/Centre
<b>Site Classification</b>	Spontaneous
<b>Site Open Date</b>	15-Jul-15
<b>Admin 1</b>	BORNO
<b>Admin 2</b>	MAIDUGURI M. C.
<b>Admin 3</b>	MAFONI
<b>Latitude</b>	11.845750
<b>Longitude</b>	13.149100

### DEMOGRAPHICS

Age/Sex	<1 year	1-5 years	6-17 years	18-59 years	>60 years	Total
Male	149	213	473	213	35	1,083
Female	191	235	488	224	23	1,161
<b>Total</b>	<b>340</b>	<b>448</b>	<b>961</b>	<b>437</b>	<b>58</b>	<b>2,244</b>

### VULNERABLE GROUPS

Pregnant Women	21	0.9%
Breastfeeding Mothers	342	15.2%
Persons with Physical Disabilities	4	0.2%
Persons with Mental Disabilities	0	0.0%
Single Female Headed Households	63	2.8%
Single Male Headed Households	19	0.8%
Older Persons	58	2.6%
<b>Total</b>	<b>507</b>	<b>22.6%</b>

### MOBILITY

Place of Origin of Largest IDP Group	BORNO	ABADAM	MALLAMFATORI KESSA
Place of Origin of 2nd Largest IDP Group	BORNO	MOBBAR	DAMASAK
Area of intended return for Largest IDP Group	Place of origin		
Barriers to return home for Largest IDP Group	House damaged/destroyed		

### SITE MANAGEMENT AGENCY (SMA)

Type of SMA	Government	Agency Name	SEMA
SMA Contact Name	SEMA	Phone Number	NULL

### SERVICES

#### SHELTER

% families living outside (no shelter)	None	Most needed NFIs	Kitchen sets
% families living in emergency shelter	<25%	% HHs with mosquito nets	<50%
% families living in makeshift shelter	<25%	% HHs with access to safe cooking facilities	<25%
% families living indoors (solid walls)	<75%	% HHs with access to electricity	None

#### HEALTH

Location of health facilities/services	On-site (<3 km)	Access to health facility/services	Yes
Health facilities/services provider	Government	Most prevalent health problems	Malaria

#### WASH

Location of site's main water source	On-site (<10 mn)	Total number functioning toilets	0
Liters of water per person per day	10 - 15 ltr	Separate male/female toilets	Yes
Main problems with drinking water	Taste	Separate male/female bathing areas	No

#### FOOD

Access to food	Yes, on site	Frequency of food distribution	Once a month
Access to market	Yes	Supplementary feeding for pregnant/lactant mothers?	No
Most common source for obtaining food	Distribution	Supplementary feeding for children?	Yes

#### PROTECTION

Security provided on-site	Yes	GBV referral mechanism in place	Yes
Main security provider	Police	Number of women friendly spaces	0
Most common type of security incident	Alcohol/drug-related disturbance	Number of child friendly spaces	0
Most common type of GBV incident	None	Most reported problem in receiving support	Fighting between recipients at distribution points

#### EDUCATION

Location of nearest education facility	On-site	Number of families with source of income	0
% children going to school	<25%	Access to income generating activities	Yes

#### COMMUNICATION

Main source for obtaining information	Local leader/Community leader	Main topic of information requested	Distribution
---------------------------------------	-------------------------------	-------------------------------------	--------------



<b>Site ID</b>	<b>BO_S014</b>
<b>Site Type</b>	Collective Settlement/Centre
<b>Site Classification</b>	Spontaneous
<b>Site Open Date</b>	NULL
<b>Admin 1</b>	BORNO
<b>Admin 2</b>	MAIDUGURI M. C.
<b>Admin 3</b>	BOLORI I
<b>Latitude</b>	11.843790
<b>Longitude</b>	13.100270

**2560**

Households (HH)

**15363**

Individuals

**Round 19**

24 September 2017

### DEMOGRAPHICS

Age/Sex	<1 year	1-5 years	6-17 years	18-59 years	>60 years	Total
Male	595	1,272	3,540	948	928	7,283
Female	787	1,493	3,834	1,205	761	8,080
<b>Total</b>	<b>1,382</b>	<b>2,765</b>	<b>7,374</b>	<b>2,153</b>	<b>1,689</b>	<b>15,363</b>

### VULNERABLE GROUPS

Pregnant Women	138	0.9%
Breastfeeding Mothers	1,567	10.2%
Persons with Physical Disabilities	26	0.2%
Persons with Mental Disabilities	0	0.0%
Single Female Headed Households	370	2.4%
Single Male Headed Households	1,000	6.5%
Older Persons	1,689	11.0%
<b>Total</b>	<b>4790</b>	<b>31.2%</b>

### MOBILITY

Place of Origin of Largest IDP Group	BORNO	KUKAWA	BAGA
Place of Origin of 2nd Largest IDP Group	BORNO	NGALA	NGALA WARD
Area of intended return for Largest IDP Group	Place of origin		
Barriers to return home for Largest IDP Group	House damaged/destroyed		

### SITE MANAGEMENT AGENCY (SMA)

Type of SMA	Government	Agency Name	SEMA/NEMA
SMA Contact Name	SEMA/NEMA	Phone Number	8023515123

### SERVICES

#### SHELTER

% families living outside (no shelter)	None	Most needed NFIs	Mosquito nets
% families living in emergency shelter	<25%	% HHs with mosquito nets	<25%
% families living in makeshift shelter	<25%	% HHs with access to safe cooking facilities	None
% families living indoors (solid walls)	>75%	% HHs with access to electricity	None

#### HEALTH

Location of health facilities/services	On-site (<3 km)	Access to health facility/services	Yes
Health facilities/services provider	NGO	Most prevalent health problems	Malaria

#### WASH

Location of site's main water source	On-site (<10 mn)	Total number functioning toilets	150
Liters of water per person per day	10 - 15 ltr	Separate male/female toilets	No
Main problems with drinking water	None	Separate male/female bathing areas	Yes

#### FOOD

Access to food	Yes, on site	Frequency of food distribution	Once a month
Access to market	No	Supplementary feeding for pregnant/lactant mothers?	Yes
Most common source for obtaining food	Distribution	Supplementary feeding for children?	Yes

#### PROTECTION

Security provided on-site	Yes	GBV referral mechanism in place	No
Main security provider	Military	Number of women friendly spaces	2
Most common type of security incident	Theft	Number of child friendly spaces	0
Most common type of GBV incident	Domestic violence	Most reported problem in receiving support	Not enough assistance for all entitled

#### EDUCATION

Location of nearest education facility	On-site	Number of families with source of income	2405
% children going to school	<50%	Access to income generating activities	Yes

#### COMMUNICATION

Main source for obtaining information	Local leader/Community leader	Main topic of information requested	Registration
---------------------------------------	-------------------------------	-------------------------------------	--------------



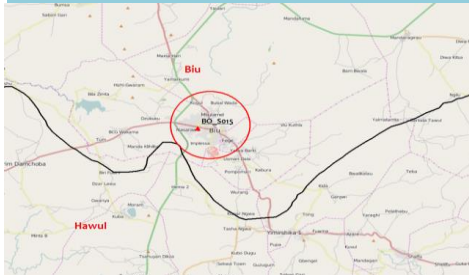


# ZONAL EDUCATION CENTER CAMP, BIU

Site Profile

DTM

Nigeria



**183**

Households (HH)

**1202**

Individuals

**Round 19**

24 September 2017

<b>Site ID</b>	<b>BO_S015</b>
<b>Site Type</b>	Camp
<b>Site Classification</b>	Spontaneous
<b>Site Open Date</b>	18-Dec-15
<b>Admin 1</b>	BORNO
<b>Admin 2</b>	BIU
<b>Admin 3</b>	KENKEN
<b>Latitude</b>	10.615450
<b>Longitude</b>	12.182850

## DEMOGRAPHICS

Age/Sex	<1 year	1-5 years	6-17 years	18-59 years	>60 years	Total
Male	19	193	163	175	16	566
Female	24	183	200	208	21	636
<b>Total</b>	<b>43</b>	<b>376</b>	<b>363</b>	<b>383</b>	<b>37</b>	<b>1,202</b>

## VULNERABLE GROUPS

Pregnant Women	17	1.4%
Breastfeeding Mothers	110	9.2%
Persons with Physical Disabilities	1	0.1%
Persons with Mental Disabilities	3	0.2%
Single Female Headed Households	41	3.4%
Single Male Headed Households	24	2.0%
Older Persons	37	3.1%
<b>Total</b>	<b>233</b>	<b>19.4%</b>

## MOBILITY

Place of Origin of Largest IDP Group	BORNO	BIU	BURATAI
Place of Origin of 2nd Largest IDP Group	BORNO	DAMBOA	AJIGN (A)
Area of intended return for Largest IDP Group	Place of origin		
Barriers to return home for Largest IDP Group	House damaged/destroyed		

## SITE MANAGEMENT AGENCY (SMA)

Type of SMA	Local NGO	Agency Name	NRCS
SMA Contact Name	NRCS	Phone Number	8067640070

## SERVICES

### SHELTER

% families living outside (no shelter)	None	Most needed NFIs	Mosquito nets
% families living in emergency shelter	<75%	% HHs with mosquito nets	<25%
% families living in makeshift shelter	<25%	% HHs with access to safe cooking facilities	<25%
% families living indoors (solid walls)	<25%	% HHs with access to electricity	None

### HEALTH

Location of health facilities/services	On-site (<3 km)	Access to health facility/services	Yes
Health facilities/services provider	Local clinic	Most prevalent health problems	Malaria

### WASH

Location of site's main water source	On-site (<10 mn)	Total number functioning toilets	22
Liters of water per person per day	>15 ltr	Separate male/female toilets	Yes
Main problems with drinking water	Taste	Separate male/female bathing areas	No

### FOOD

Access to food	Yes, on site	Frequency of food distribution	Irregular
Access to market	Yes	Supplementary feeding for pregnant/lactant mothers?	No
Most common source for obtaining food	Cash	Supplementary feeding for children?	No

### PROTECTION

Security provided on-site	Yes	GBV referral mechanism in place	Yes
Main security provider	Local Authorities	Number of women friendly spaces	0
Most common type of security incident	None	Number of child friendly spaces	0
Most common type of GBV incident	None	Most reported problem in receiving support	Not enough assistance for all entitled

### EDUCATION

Location of nearest education facility	On-site	Number of families with source of income	62
% children going to school	<50%	Access to income generating activities	Yes

### COMMUNICATION

Main source for obtaining information	Religious leader	Main topic of information requested	Other relief assistance
---------------------------------------	------------------	-------------------------------------	-------------------------

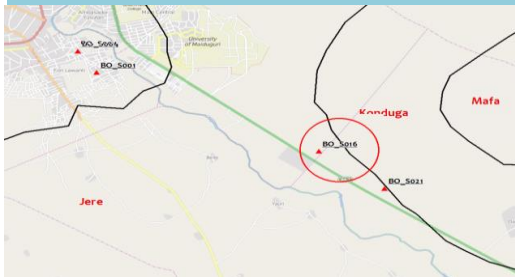


# FEDERAL TRAINING CENTER CAMP

Site Profile

DTM

Nigeria



**5844**

Households (HH)

**29368**

Individuals

**Round 19**

24 September 2017

<b>Site ID</b>	<b>BO_S016</b>
<b>Site Type</b>	Collective Settlement/Centre
<b>Site Classification</b>	Spontaneous
<b>Site Open Date</b>	NULL
<b>Admin 1</b>	BORNO
<b>Admin 2</b>	KONDUGA
<b>Admin 3</b>	DALORI / WANORI
<b>Latitude</b>	11.778570
<b>Longitude</b>	13.224060

### DEMOGRAPHICS

Age/Sex	<1 year	1-5 years	6-17 years	18-59 years	>60 years	Total
Male	581	1,267	5,272	4,586	674	12,380
Female	1,120	2,586	6,444	5,605	1,233	16,988
<b>Total</b>	<b>1,701</b>	<b>3,853</b>	<b>11,716</b>	<b>10,191</b>	<b>1,907</b>	<b>29,368</b>

### VULNERABLE GROUPS

Pregnant Women	773	2.6%
Breastfeeding Mothers	1,979	6.7%
Persons with Physical Disabilities	61	0.2%
Persons with Mental Disabilities	14	0.0%
Single Female Headed Households	813	2.8%
Single Male Headed Households	216	0.7%
Older Persons	1,907	6.5%
<b>Total</b>	<b>5763</b>	<b>19.6%</b>

### MOBILITY

Place of Origin of Largest IDP Group	BORNO	BAMA	KASUGULA
Place of Origin of 2nd Largest IDP Group	BORNO	BAMA	NULL
Area of intended return for Largest IDP Group	Place of origin		
Barriers to return home for Largest IDP Group	Lack of safety		

### SITE MANAGEMENT AGENCY (SMA)

Type of SMA	Government	Agency Name	SEMA
SMA Contact Name	SEMA	Phone Number	8035642545

### SERVICES

#### SHELTER

% families living outside (no shelter)	<25%	Most needed NFIs	Kitchen sets
% families living in emergency shelter	>75%	% HHs with mosquito nets	<25%
% families living in makeshift shelter	None	% HHs with access to safe cooking facilities	<25%
% families living indoors (solid walls)	None	% HHs with access to electricity	None

#### HEALTH

Location of health facilities/services	On-site (<3 km)	Access to health facility/services	Yes
Health facilities/services provider	INGO	Most prevalent health problems	Cough

#### WASH

Location of site's main water source	On-site (<10 mn)	Total number functioning toilets	559
Liters of water per person per day	>15 ltr	Separate male/female toilets	Yes
Main problems with drinking water	None	Separate male/female bathing areas	Yes

#### FOOD

Access to food	Yes, on site	Frequency of food distribution	Twice a week
Access to market	Yes	Supplementary feeding for pregnant/lactant mothers?	No
Most common source for obtaining food	Distribution	Supplementary feeding for children?	Yes

#### PROTECTION

Security provided on-site	Yes	GBV referral mechanism in place	Yes
Main security provider	Military	Number of women friendly spaces	1
Most common type of security incident	None	Number of child friendly spaces	2
Most common type of GBV incident	None	Most reported problem in receiving support	Some specific groups are excluded

#### EDUCATION

Location of nearest education facility	On-site	Number of families with source of income	249
% children going to school	<75%	Access to income generating activities	Yes

#### COMMUNICATION

Main source for obtaining information	Local leader/Community leader	Main topic of information requested	Safety and Security
---------------------------------------	-------------------------------	-------------------------------------	---------------------

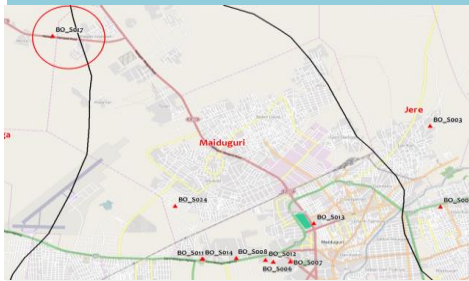


# 400 HOUSING ESATE GUBIO

Site Profile

DTM

Nigeria



<b>Site ID</b>	<b>BO_S017</b>
<b>Site Type</b>	Collective Settlement/Centre
<b>Site Classification</b>	Spontaneous
<b>Site Open Date</b>	14-May-15
<b>Admin 1</b>	BORNO
<b>Admin 2</b>	KONDUGA
<b>Admin 3</b>	AUNO / CHABBOL
<b>Latitude</b>	11.904080
<b>Longitude</b>	13.079530

**2319**

Households (HH)

**15073**

Individuals

**Round 19**

24 September 2017

## DEMOGRAPHICS

Age/Sex	<1 year	1-5 years	6-17 years	18-59 years	>60 years	Total
Male	407	1,289	2,238	2,645	204	6,783
Female	497	1,575	2,736	3,233	249	8,290
<b>Total</b>	<b>904</b>	<b>2,864</b>	<b>4,974</b>	<b>5,878</b>	<b>453</b>	<b>15,073</b>

## VULNERABLE GROUPS

Pregnant Women	1,097	7.3%
Breastfeeding Mothers	1,700	11.3%
Persons with Physical Disabilities	25	0.2%
Persons with Mental Disabilities	10	0.1%
Single Female Headed Households	38	0.3%
Single Male Headed Households	20	0.1%
Older Persons	453	3.0%
<b>Total</b>	<b>3343</b>	<b>22.2%</b>

## MOBILITY

Place of Origin of Largest IDP Group	BORNO	KUKAWA	BAGA
Place of Origin of 2nd Largest IDP Group	BORNO	NGALA	GAMBORU 'B'
Area of intended return for Largest IDP Group	Place of origin		
Barriers to return home for Largest IDP Group	Lack of safety		

## SITE MANAGEMENT AGENCY (SMA)

Type of SMA	Government	Agency Name	NEMA/SEMA
SMA Contact Name	NEMA/SEMA	Phone Number	805999097

## SERVICES

### SHELTER

% families living outside (no shelter)	None	Most needed NFIs	Blankets/Mats
% families living in emergency shelter	<25%	% HHs with mosquito nets	<50%
% families living in makeshift shelter	<25%	% HHs with access to safe cooking facilities	<25%
% families living indoors (solid walls)	<75%	% HHs with access to electricity	None

### HEALTH

Location of health facilities/services	On-site (<3 km)	Access to health facility/services	Yes
Health facilities/services provider	INGO	Most prevalent health problems	Malaria

### WASH

Location of site's main water source	On-site (<10 mn)	Total number functioning toilets	0
Liters of water per person per day	10 - 15 ltr	Separate male/female toilets	No
Main problems with drinking water	None	Separate male/female bathing areas	No

### FOOD

Access to food	Yes, on site	Frequency of food distribution	Irregular
Access to market	Yes	Supplementary feeding for pregnant/lactant mothers?	Yes
Most common source for obtaining food	Cash	Supplementary feeding for children?	Yes

### PROTECTION

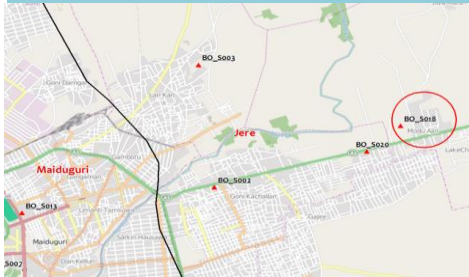
Security provided on-site	Yes	GBV referral mechanism in place	No
Main security provider	Military	Number of women friendly spaces	0
Most common type of security incident	Theft	Number of child friendly spaces	0
Most common type of GBV incident	None	Most reported problem in receiving support	Not enough assistance for all entitled

### EDUCATION

Location of nearest education facility	On-site	Number of families with source of income	150
% children going to school	<50%	Access to income generating activities	Yes

### COMMUNICATION

Main source for obtaining information	Friends, neighbors and family	Main topic of information requested	Distribution
---------------------------------------	-------------------------------	-------------------------------------	--------------



### 3604

Households (HH)

### 17918

Individuals

### Round 19

24 September 2017

<b>Site ID</b>	<b>BO_S018</b>
<b>Site Type</b>	Collective Settlement/Centre
<b>Site Classification</b>	Spontaneous
<b>Site Open Date</b>	10-Nov-14
<b>Admin 1</b>	BORNO
<b>Admin 2</b>	JERE
<b>Admin 3</b>	DUSUMAN
<b>Latitude</b>	11.861840
<b>Longitude</b>	13.214550

#### DEMOGRAPHICS

Age/Sex	<1 year	1-5 years	6-17 years	18-59 years	>60 years	Total
Male	135	1,510	2,341	3,289	320	7,595
Female	199	1,847	2,862	4,935	480	10,323
<b>Total</b>	<b>334</b>	<b>3,357</b>	<b>5,203</b>	<b>8,224</b>	<b>800</b>	<b>17,918</b>

#### VULNERABLE GROUPS

Pregnant Women	554	3.1%
Breastfeeding Mothers	804	4.5%
Persons with Physical Disabilities	12	0.1%
Persons with Mental Disabilities	0	0.0%
Single Female Headed Households	142	0.8%
Single Male Headed Households	120	0.7%
Older Persons	800	4.5%
<b>Total</b>	<b>2432</b>	<b>13.6%</b>

#### MOBILITY

Place of Origin of Largest IDP Group	BORNO	MAFA	MAFA
Place of Origin of 2nd Largest IDP Group	BORNO	JERE	DUSUMAN
Area of intended return for Largest IDP Group	Place of origin		
Barriers to return home for Largest IDP Group	Lack of safety		

#### SITE MANAGEMENT AGENCY (SMA)

Type of SMA	Government	Agency Name	SEMA
SMA Contact Name	SEMA	Phone Number	7034795366

#### SERVICES

##### SHELTER

% families living outside (no shelter)	<25%	Most needed NFIs	Kitchen sets
% families living in emergency shelter	<50%	% HHs with mosquito nets	>75%
% families living in makeshift shelter	<25%	% HHs with access to safe cooking facilities	None
% families living indoors (solid walls)	<50%	% HHs with access to electricity	None

##### HEALTH

Location of health facilities/services	On-site (<3 km)	Access to health facility/services	Yes
Health facilities/services provider	INGO	Most prevalent health problems	Malaria

##### WASH

Location of site's main water source	On-site (<10 mn)	Total number functioning toilets	280
Liters of water per person per day	5 - 10 ltr	Separate male/female toilets	Yes
Main problems with drinking water	None	Separate male/female bathing areas	Yes

##### FOOD

Access to food	Yes, on site	Frequency of food distribution	Once a month
Access to market	Yes	Supplementary feeding for pregnant/lactant mothers?	No
Most common source for obtaining food	Distribution	Supplementary feeding for children?	No

##### PROTECTION

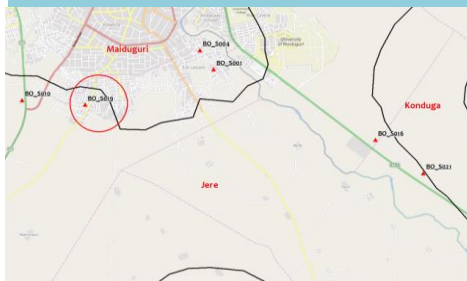
Security provided on-site	Yes	GBV referral mechanism in place	No
Main security provider	Military	Number of women friendly spaces	0
Most common type of security incident	None	Number of child friendly spaces	0
Most common type of GBV incident	None	Most reported problem in receiving support	None

##### EDUCATION

Location of nearest education facility	On-site	Number of families with source of income	500
% children going to school	<50%	Access to income generating activities	Yes

##### COMMUNICATION

Main source for obtaining information	Local leader/Community leader	Main topic of information requested	Distribution
---------------------------------------	-------------------------------	-------------------------------------	--------------



**34**  
Households (HH)

**171**  
Individuals

**Round 19**  
24 September 2017

<b>Site ID</b>	<b>BO_S019</b>
<b>Site Type</b>	Collective Settlement/Centre
<b>Site Classification</b>	Spontaneous
<b>Site Open Date</b>	13-Dec-14
<b>Admin 1</b>	BORNO
<b>Admin 2</b>	MAIDUGURI M. C.
<b>Admin 3</b>	MAISANDARI
<b>Latitude</b>	11.789120
<b>Longitude</b>	13.139320

DEMOGRAPHICS						Total
Age/Sex	<1 year	1-5 years	6-17 years	18-59 years	>60 years	Total
Male	5	22	21	21	2	71
Female	10	15	20	49	6	100
<b>Total</b>	<b>15</b>	<b>37</b>	<b>41</b>	<b>70</b>	<b>8</b>	<b>171</b>

VULNERABLE GROUPS		
Pregnant Women	16	9.4%
Breastfeeding Mothers	23	13.5%
Persons with Physical Disabilities	0	0.0%
Persons with Mental Disabilities	0	0.0%
Single Female Headed Households	24	14.0%
Single Male Headed Households	2	1.2%
Older Persons	8	4.7%
<b>Total</b>	<b>73</b>	<b>42.7%</b>

### MOBILITY

Place of Origin of Largest IDP Group	BORNO	GWOZA	PULKA/BOKKO
Place of Origin of 2nd Largest IDP Group	BORNO	KUKAWA	BUNDUR
Area of intended return for Largest IDP Group	Place of origin		
Barriers to return home for Largest IDP Group	Lack of safety		

### SITE MANAGEMENT AGENCY (SMA)

Type of SMA	NULL	Agency Name	NULL
SMA Contact Name	NULL	Phone Number	NULL

### SERVICES

SHELTER			
% families living outside (no shelter)	None	Most needed NFIs	Kitchen sets
% families living in emergency shelter	<50%	% HHs with mosquito nets	>75%
% families living in makeshift shelter	None	% HHs with access to safe cooking facilities	>75%
% families living indoors (solid walls)	<75%	% HHs with access to electricity	None

HEALTH			
Location of health facilities/services	On-site (<3 km)	Access to health facility/services	Yes
Health facilities/services provider	INGO	Most prevalent health problems	Fever

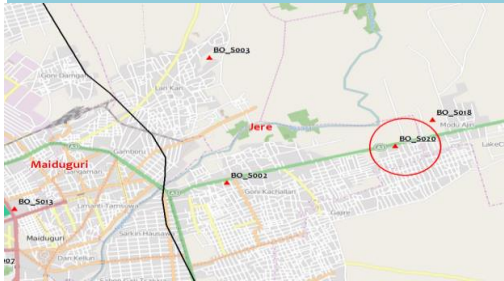
WASH			
Location of site's main water source	On-site (<10 mn)	Total number functioning toilets	0
Liters of water per person per day	>15 ltr	Separate male/female toilets	Yes
Main problems with drinking water	None	Separate male/female bathing areas	No

FOOD			
Access to food	Yes, on site	Frequency of food distribution	Irregular
Access to market	No	Supplementary feeding for pregnant/lactant mothers?	No
Most common source for obtaining food	Distribution	Supplementary feeding for children?	Yes

PROTECTION			
Security provided on-site	Yes	GBV referral mechanism in place	Yes
Main security provider	Self organized	Number of women friendly spaces	1
Most common type of security incident	None	Number of child friendly spaces	1
Most common type of GBV incident	None	Most reported problem in receiving support	Not enough assistance for all entitled

EDUCATION		LIVELIHOOD	
Location of nearest education facility	Off-site	Number of families with source of income	28
% children going to school	<75%	Access to income generating activities	Yes

COMMUNICATION			
Main source for obtaining information	Local leader/Community leader	Main topic of information requested	Distribution



**263**

Households (HH)

**1250**

Individuals

**Round 19**

24 September 2017

<b>Site ID</b>	<b>BO_S020</b>
<b>Site Type</b>	Camp
<b>Site Classification</b>	Planned
<b>Site Open Date</b>	5-Sep-15
<b>Admin 1</b>	BORNO
<b>Admin 2</b>	JERE
<b>Admin 3</b>	MASHAMARI
<b>Latitude</b>	11.857510
<b>Longitude</b>	13.209340

### DEMOGRAPHICS

Age/Sex	<1 year	1-5 years	6-17 years	18-59 years	>60 years	Total
Male	25	81	163	193	25	487
Female	40	183	169	331	40	763
<b>Total</b>	<b>65</b>	<b>264</b>	<b>332</b>	<b>524</b>	<b>65</b>	<b>1,250</b>

### VULNERABLE GROUPS

Pregnant Women	40	3.2%
Breastfeeding Mothers	91	7.3%
Persons with Physical Disabilities	4	0.3%
Persons with Mental Disabilities	0	0.0%
Single Female Headed Households	80	6.4%
Single Male Headed Households	10	0.8%
Older Persons	65	5.2%
<b>Total</b>	<b>290</b>	<b>23.2%</b>

### MOBILITY

Place of Origin of Largest IDP Group	BORNO	MAFA	MAFA
Place of Origin of 2nd Largest IDP Group	NULL	NULL	NULL
Area of intended return for Largest IDP Group	Place of origin		
Barriers to return home for Largest IDP Group	House damaged/destroyed		

### SITE MANAGEMENT AGENCY (SMA)

Type of SMA	Government	Agency Name	SEMA
SMA Contact Name	SEMA	Phone Number	8066774548

### SERVICES

#### SHELTER

% families living outside (no shelter)	None	Most needed NFIs	Blankets/Mats
% families living in emergency shelter	<25%	% HHs with mosquito nets	<75%
% families living in makeshift shelter	<25%	% HHs with access to safe cooking facilities	None
% families living indoors (solid walls)	<75%	% HHs with access to electricity	None

#### HEALTH

Location of health facilities/services	On-site (<3 km)	Access to health facility/services	Yes
Health facilities/services provider	NGO	Most prevalent health problems	Malaria

#### WASH

Location of site's main water source	On-site (<10 mn)	Total number functioning toilets	48
Liters of water per person per day	10 - 15 ltr	Separate male/female toilets	Yes
Main problems with drinking water	None	Separate male/female bathing areas	Yes

#### FOOD

Access to food	Yes, on site	Frequency of food distribution	Once a month
Access to market	Yes	Supplementary feeding for pregnant/lactant mothers?	Yes
Most common source for obtaining food	Distribution	Supplementary feeding for children?	Yes

#### PROTECTION

Security provided on-site	Yes	GBV referral mechanism in place	Yes
Main security provider	Military	Number of women friendly spaces	0
Most common type of security incident	None	Number of child friendly spaces	0
Most common type of GBV incident	None	Most reported problem in receiving support	None

#### EDUCATION

Location of nearest education facility	On-site	Number of families with source of income	250
% children going to school	<50%	Access to income generating activities	Yes

#### COMMUNICATION

Main source for obtaining information	Friends, neighbors and family	Main topic of information requested	Situation in areas of origin
---------------------------------------	-------------------------------	-------------------------------------	------------------------------

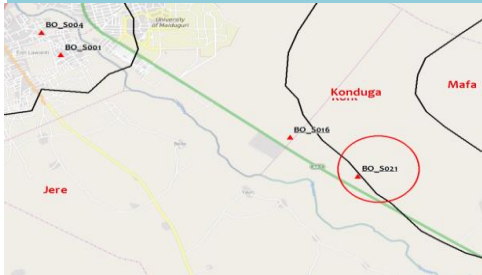


# 250 HOUSING ESTATE

Site Profile

DTM

Nigeria



2145

Households (HH)

12222

Individuals

Round 19

24 September 2017

<b>Site ID</b>	<b>BO_S021</b>
<b>Site Type</b>	Collective Settlement/Centre
<b>Site Classification</b>	Planned
<b>Site Open Date</b>	1-Sep-14
<b>Admin 1</b>	BORNO
<b>Admin 2</b>	KONDUGA
<b>Admin 3</b>	DALORI / WANORI
<b>Latitude</b>	11.768590
<b>Longitude</b>	13.237820

### DEMOGRAPHICS

Age/Sex	<1 year	1-5 years	6-17 years	18-59 years	>60 years	Total
Male	197	402	2,830	1,893	490	5,812
Female	320	547	2,465	2,546	532	6,410
<b>Total</b>	<b>517</b>	<b>949</b>	<b>5,295</b>	<b>4,439</b>	<b>1,022</b>	<b>12,222</b>

### VULNERABLE GROUPS

Pregnant Women	823	6.7%
Breastfeeding Mothers	517	4.2%
Persons with Physical Disabilities	20	0.2%
Persons with Mental Disabilities	12	0.1%
Single Female Headed Households	41	0.3%
Single Male Headed Households	19	0.2%
Older Persons	1,022	8.4%
<b>Total</b>	<b>2454</b>	<b>20.1%</b>

### MOBILITY

Place of Origin of Largest IDP Group	BORNO	BAMA	NULL
Place of Origin of 2nd Largest IDP Group	BORNO	KONDUGA	KONDUGA
Area of intended return for Largest IDP Group	Place of origin		
Barriers to return home for Largest IDP Group	Lack of safety		

### SITE MANAGEMENT AGENCY (SMA)

Type of SMA	Government	Agency Name	SEMA
SMA Contact Name	SEMA	Phone Number	8125731308

### SERVICES

#### SHELTER

% families living outside (no shelter)	None	Most needed NFIs	Soap
% families living in emergency shelter	None	% HHs with mosquito nets	<75%
% families living in makeshift shelter	<25%	% HHs with access to safe cooking facilities	None
% families living indoors (solid walls)	>75%	% HHs with access to electricity	None

#### HEALTH

Location of health facilities/services	On-site (<3 km)	Access to health facility/services	Yes
Health facilities/services provider	INGO	Most prevalent health problems	Fever

#### WASH

Location of site's main water source	On-site (<10 mn)	Total number functioning toilets	285
Liters of water per person per day	10 - 15 ltr	Separate male/female toilets	No
Main problems with drinking water	None	Separate male/female bathing areas	No

#### FOOD

Access to food	Yes, on site	Frequency of food distribution	Irregular
Access to market	Yes	Supplementary feeding for pregnant/lactant mothers?	Yes
Most common source for obtaining food	Cash	Supplementary feeding for children?	Yes

#### PROTECTION

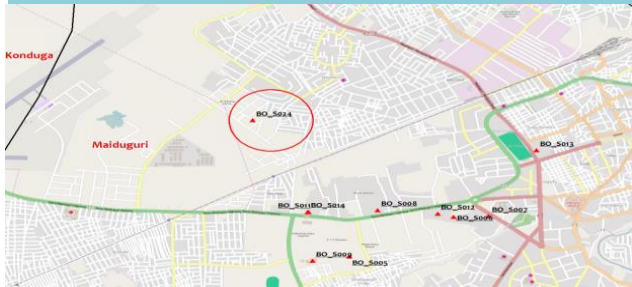
Security provided on-site	Yes	GBV referral mechanism in place	Yes
Main security provider	Military	Number of women friendly spaces	1
Most common type of security incident	Alcohol/drug-related disturbance	Number of child friendly spaces	3
Most common type of GBV incident	Domestic violence	Most reported problem in receiving support	Not enough assistance for all entitled

#### EDUCATION

Location of nearest education facility	On-site	Number of families with source of income	0
% children going to school	<50%	Access to income generating activities	Yes

#### COMMUNICATION

Main source for obtaining information	Religious leader	Main topic of information requested	Situation in areas of origin
---------------------------------------	------------------	-------------------------------------	------------------------------



<b>Site ID</b>	<b>BO_S024</b>
<b>Site Type</b>	Collective Settlement/Centre
<b>Site Classification</b>	Spontaneous
<b>Site Open Date</b>	7-Dec-14
<b>Admin 1</b>	BORNO
<b>Admin 2</b>	MAIDUGURI M. C.
<b>Admin 3</b>	BOLORI I
<b>Latitude</b>	11.850490
<b>Longitude</b>	13.110670

### 748

Households (HH)

### 5221

Individuals

### Round 19

24 September 2017

#### DEMOGRAPHICS

Age/Sex	<1 year	1-5 years	6-17 years	18-59 years	>60 years	Total
Male	251	361	897	566	298	2,373
Female	271	422	1,188	691	276	2,848
<b>Total</b>	<b>522</b>	<b>783</b>	<b>2,085</b>	<b>1,257</b>	<b>574</b>	<b>5,221</b>

#### VULNERABLE GROUPS

Pregnant Women	26	0.5%
Breastfeeding Mothers	548	10.5%
Persons with Physical Disabilities	0	0.0%
Persons with Mental Disabilities	0	0.0%
Single Female Headed Households	50	1.0%
Single Male Headed Households	0	0.0%
Older Persons	574	11.0%
<b>Total</b>	<b>1198</b>	<b>22.9%</b>

#### MOBILITY

Place of Origin of Largest IDP Group	BORNO	MAFA	LOSKURI
Place of Origin of 2nd Largest IDP Group	BORNO	KONDUGA	KAWURI
Area of intended return for Largest IDP Group	Place of origin		
Barriers to return home for Largest IDP Group	House damaged/destroyed		

#### SITE MANAGEMENT AGENCY (SMA)

Type of SMA	INGO	Agency Name	IOM
SMA Contact Name	IOM	Phone Number	NULL

#### SERVICES

##### SHELTER

% families living outside (no shelter)	None	Most needed NFIs	Blankets/Mats
% families living in emergency shelter	<25%	% HHs with mosquito nets	<75%
% families living in makeshift shelter	None	% HHs with access to safe cooking facilities	None
% families living indoors (solid walls)	>75%	% HHs with access to electricity	<25%

##### HEALTH

Location of health facilities/services	On-site (<3 km)	Access to health facility/services	Yes
Health facilities/services provider	NGO	Most prevalent health problems	Malaria

##### WASH

Location of site's main water source	On-site (<10 mn)	Total number functioning toilets	0
Liters of water per person per day	10 - 15 ltr	Separate male/female toilets	No
Main problems with drinking water	None	Separate male/female bathing areas	No

##### FOOD

Access to food	Yes, on site	Frequency of food distribution	Irregular
Access to market	Yes	Supplementary feeding for pregnant/lactant mothers?	No
Most common source for obtaining food	Cash	Supplementary feeding for children?	Yes

##### PROTECTION

Security provided on-site	Yes	GBV referral mechanism in place	Yes
Main security provider	Self organized	Number of women friendly spaces	0
Most common type of security incident	None	Number of child friendly spaces	1
Most common type of GBV incident	None	Most reported problem in receiving support	Not enough assistance for all entitled

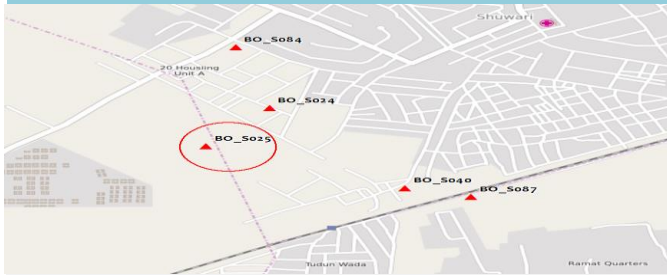
##### EDUCATION

Location of nearest education facility	On-site	Number of families with source of income	708
% children going to school	<75%	Access to income generating activities	Yes

##### COMMUNICATION

Main source for obtaining information	Friends, neighbors and family	Main topic of information requested	Distribution
---------------------------------------	-------------------------------	-------------------------------------	--------------





105

Households (HH)

701

Individuals

Round 19

24 September 2017

<b>Site ID</b>	<b>BO_S025</b>
<b>Site Type</b>	Collective Settlement/Centre
<b>Site Classification</b>	Spontaneous
<b>Site Open Date</b>	5-Nov-14
<b>Admin 1</b>	BORNO
<b>Admin 2</b>	MAIDUGURI M. C.
<b>Admin 3</b>	BOLORI I
<b>Latitude</b>	11.847060
<b>Longitude</b>	13.109120

### DEMOGRAPHICS

Age/Sex	<1 year	1-5 years	6-17 years	18-59 years	>60 years	Total
Male	31	61	139	62	43	336
Female	32	65	155	72	41	365
<b>Total</b>	<b>63</b>	<b>126</b>	<b>294</b>	<b>134</b>	<b>84</b>	<b>701</b>

### VULNERABLE GROUPS

Pregnant Women	30	4.3%
Breastfeeding Mothers	80	11.4%
Persons with Physical Disabilities	5	0.7%
Persons with Mental Disabilities	2	0.3%
Single Female Headed Households	10	1.4%
Single Male Headed Households	7	1.0%
Older Persons	84	12.0%
<b>Total</b>	<b>218</b>	<b>31.1%</b>

### MOBILITY

Place of Origin of Largest IDP Group	BORNO	MAFA	LOSKURI
Place of Origin of 2nd Largest IDP Group	BORNO	KONDUGA	KONDUGA
Area of intended return for Largest IDP Group	Place of origin		
Barriers to return home for Largest IDP Group	Lack of safety		

### SITE MANAGEMENT AGENCY (SMA)

Type of SMA	INGO	Agency Name	IOM
SMA Contact Name	IOM	Phone Number	NULL

### SERVICES

SHELTER			
% families living outside (no shelter)	None	Most needed NFIs	Blankets/Mats
% families living in emergency shelter	<50%	% HHs with mosquito nets	<25%
% families living in makeshift shelter	None	% HHs with access to safe cooking facilities	None
% families living indoors (solid walls)	<75%	% HHs with access to electricity	None

HEALTH			
Location of health facilities/services	Off-site (<3 km)	Access to health facility/services	Yes
Health facilities/services provider	NGO	Most prevalent health problems	Malaria

WASH			
Location of site's main water source	On-site (<10 mn)	Total number functioning toilets	12
Liters of water per person per day	5 - 10 ltr	Separate male/female toilets	Yes
Main problems with drinking water	None	Separate male/female bathing areas	Yes

FOOD			
Access to food	Yes, on site	Frequency of food distribution	Irregular
Access to market	Yes	Supplementary feeding for pregnant/lactant mothers?	No
Most common source for obtaining food	Cash	Supplementary feeding for children?	Yes

PROTECTION			
Security provided on-site	Yes	GBV referral mechanism in place	No
Main security provider	Self organized	Number of women friendly spaces	0
Most common type of security incident	None	Number of child friendly spaces	0
Most common type of GBV incident	Domestic violence	Most reported problem in receiving support	None

EDUCATION		LIVELIHOOD	
Location of nearest education facility	Off-site	Number of families with source of income	48
% children going to school	<75%	Access to income generating activities	Yes

COMMUNICATION			
Main source for obtaining information	Friends, neighbors and family	Main topic of information requested	Other relief assistance



# GSS BENISHEIKH

Site Profile

DTM

Nigeria



542

Households (HH)

2712

Individuals

Round 19

24 September 2017

## DEMOGRAPHICS

Age/Sex	<1 year	1-5 years	6-17 years	18-59 years	>60 years	Total
Male	61	263	404	567	47	1,342
Female	64	268	410	582	46	1,370
<b>Total</b>	<b>125</b>	<b>531</b>	<b>814</b>	<b>1,149</b>	<b>93</b>	<b>2,712</b>

## VULNERABLE GROUPS

Pregnant Women	67	2.5%
Breastfeeding Mothers	137	5.1%
Persons with Physical Disabilities	0	0.0%
Persons with Mental Disabilities	0	0.0%
Single Female Headed Households	13	0.5%
Single Male Headed Households	10	0.4%
Older Persons	93	3.4%
<b>Total</b>	<b>320</b>	<b>11.8%</b>

<b>Site ID</b>	<b>BO_S028</b>
<b>Site Type</b>	Collective Settlement/Centre
<b>Site Classification</b>	Spontaneous
<b>Site Open Date</b>	28-Apr-16
<b>Admin 1</b>	BORNO
<b>Admin 2</b>	KAGA
<b>Admin 3</b>	BENISHEIKH
<b>Latitude</b>	11.800580
<b>Longitude</b>	12.476420

## MOBILITY

Place of Origin of Largest IDP Group	BORNO	KAGA	BORGOZO
Place of Origin of 2nd Largest IDP Group	BORNO	KAGA	DOGOMA / JALORI
Area of intended return for Largest IDP Group	Place of origin		
Barriers to return home for Largest IDP Group	Lack of safety		

## SITE MANAGEMENT AGENCY (SMA)

Type of SMA	Armed Forces	Agency Name	NIGERIAN ARMY
SMA Contact Name	NIGERIAN ARMY	Phone Number	7012775147

## SERVICES

SHELTER			
% families living outside (no shelter)	None	Most needed NFIs	Blankets/Mats
% families living in emergency shelter	None	% HHs with mosquito nets	<50%
% families living in makeshift shelter	<25%	% HHs with access to safe cooking facilities	<75%
% families living indoors (solid walls)	>75%	% HHs with access to electricity	None

HEALTH			
Location of health facilities/services	On-site (<3 km)	Access to health facility/services	Yes
Health facilities/services provider	INGO	Most prevalent health problems	Malaria

WASH			
Location of site's main water source	On-site (<10 mn)	Total number functioning toilets	0
Liters of water per person per day	10 - 15 ltr	Separate male/female toilets	No
Main problems with drinking water	None	Separate male/female bathing areas	No

FOOD			
Access to food	Yes, on site	Frequency of food distribution	Irregular
Access to market	Yes	Supplementary feeding for pregnant/lactant mothers?	No
Most common source for obtaining food	Cash	Supplementary feeding for children?	No

PROTECTION			
Security provided on-site	Yes	GBV referral mechanism in place	Yes
Main security provider	Military	Number of women friendly spaces	0
Most common type of security incident	None	Number of child friendly spaces	0
Most common type of GBV incident	None	Most reported problem in receiving support	Not enough assistance for all entitled

EDUCATION		LIVELIHOOD	
Location of nearest education facility	On-site	Number of families with source of income	0
% children going to school	<50%	Access to income generating activities	Yes

COMMUNICATION			
Main source for obtaining information	Friends, neighbors and family	Main topic of information requested	Situation in areas of origin



### 302

Households (HH)

### 1511

Individuals

### Round 19

24 September 2017

<b>Site ID</b>	<b>BO_S029</b>
<b>Site Type</b>	Collective Settlement/Centre
<b>Site Classification</b>	Spontaneous
<b>Site Open Date</b>	5-Jul-15
<b>Admin 1</b>	BORNO
<b>Admin 2</b>	KAGA
<b>Admin 3</b>	BENISHEIKH
<b>Latitude</b>	11.803180
<b>Longitude</b>	12.495420

#### DEMOGRAPHICS

Age/Sex	<1 year	1-5 years	6-17 years	18-59 years	>60 years	Total
Male	63	121	220	278	14	696
Female	66	132	231	362	24	815
<b>Total</b>	<b>129</b>	<b>253</b>	<b>451</b>	<b>640</b>	<b>38</b>	<b>1,511</b>

#### VULNERABLE GROUPS

Pregnant Women	30	2.0%
Breastfeeding Mothers	135	8.9%
Persons with Physical Disabilities	0	0.0%
Persons with Mental Disabilities	0	0.0%
Single Female Headed Households	10	0.7%
Single Male Headed Households	5	0.3%
Older Persons	38	2.5%
<b>Total</b>	<b>218</b>	<b>14.4%</b>

#### MOBILITY

Place of Origin of Largest IDP Group	BORNO	KAGA	NULL
Place of Origin of 2nd Largest IDP Group	BORNO	KAGA	NULL
Area of intended return for Largest IDP Group	Place of origin		
Barriers to return home for Largest IDP Group	Lack of safety		

#### SITE MANAGEMENT AGENCY (SMA)

Type of SMA	NULL	Agency Name	NULL
SMA Contact Name	NULL	Phone Number	NULL

#### SERVICES

##### SHELTER

% families living outside (no shelter)	None	Most needed NFIs	Blankets/Mats
% families living in emergency shelter	>75%	% HHs with mosquito nets	<50%
% families living in makeshift shelter	<25%	% HHs with access to safe cooking facilities	<75%
% families living indoors (solid walls)	None	% HHs with access to electricity	None

##### HEALTH

Location of health facilities/services	On-site (<3 km)	Access to health facility/services	Yes
Health facilities/services provider	INGO	Most prevalent health problems	Malaria

##### WASH

Location of site's main water source	On-site (<10 mn)	Total number functioning toilets	0
Liters of water per person per day	10 - 15 ltr	Separate male/female toilets	No
Main problems with drinking water	None	Separate male/female bathing areas	No

##### FOOD

Access to food	Yes, on site	Frequency of food distribution	Irregular
Access to market	Yes	Supplementary feeding for pregnant/lactant mothers?	No
Most common source for obtaining food	Cash	Supplementary feeding for children?	No

##### PROTECTION

Security provided on-site	Yes	GBV referral mechanism in place	Yes
Main security provider	Self organized	Number of women friendly spaces	0
Most common type of security incident	None	Number of child friendly spaces	0
Most common type of GBV incident	None	Most reported problem in receiving support	Not enough assistance for all entitled

##### EDUCATION

Location of nearest education facility	On-site	Number of families with source of income	0
% children going to school	<50%	Access to income generating activities	Yes

##### COMMUNICATION

Main source for obtaining information	Local leader/Community leader	Main topic of information requested	Situation in areas of origin
---------------------------------------	-------------------------------	-------------------------------------	------------------------------



# VTC CAMP "B"

Site Profile

DTM

Nigeria

246

Households (HH)

1518

Individuals

Round 19

24 September 2017



## DEMOGRAPHICS

Age/Sex	<1 year	1-5 years	6-17 years	18-59 years	>60 years	Total
Male	64	160	262	235	50	771
Female	70	173	178	263	63	747
<b>Total</b>	<b>134</b>	<b>333</b>	<b>440</b>	<b>498</b>	<b>113</b>	<b>1,518</b>

<b>Site ID</b>	<b>BO_S032</b>
<b>Site Type</b>	Camp
<b>Site Classification</b>	Spontaneous
<b>Site Open Date</b>	14-Jun-14
<b>Admin 1</b>	BORNO
<b>Admin 2</b>	BIU
<b>Admin 3</b>	KENKEN
<b>Latitude</b>	10.615310
<b>Longitude</b>	12.180610

## VULNERABLE GROUPS

Pregnant Women	29	1.9%
Breastfeeding Mothers	183	12.1%
Persons with Physical Disabilities	0	0.0%
Persons with Mental Disabilities	0	0.0%
Single Female Headed Households	6	0.4%
Single Male Headed Households	74	4.9%
Older Persons	113	7.4%
<b>Total</b>	<b>405</b>	<b>26.7%</b>

## MOBILITY

Place of Origin of Largest IDP Group	BORNO	DAMBOA	AJIGN (A)
Place of Origin of 2nd Largest IDP Group	BORNO	DAMBOA	NULL
Area of intended return for Largest IDP Group	Place of origin		
Barriers to return home for Largest IDP Group	House damaged/destroyed		

## SITE MANAGEMENT AGENCY (SMA)

Type of SMA	Local NGO	Agency Name	NRCS
SMA Contact Name	NRCS	Phone Number	8067640070

## SERVICES

### SHELTER

% families living outside (no shelter)	None	Most needed NFIs	Mosquito nets
% families living in emergency shelter	<75%	% HHs with mosquito nets	<25%
% families living in makeshift shelter	<25%	% HHs with access to safe cooking facilities	<25%
% families living indoors (solid walls)	<25%	% HHs with access to electricity	None

### HEALTH

Location of health facilities/services	On-site (<3 km)	Access to health facility/services	Yes
Health facilities/services provider	Local clinic	Most prevalent health problems	Cough

### WASH

Location of site's main water source	On-site (<10 mn)	Total number functioning toilets	16
Liters of water per person per day	>15 ltr	Separate male/female toilets	No
Main problems with drinking water	Suspended solids	Separate male/female bathing areas	No

### FOOD

Access to food	Yes, on site	Frequency of food distribution	Irregular
Access to market	Yes	Supplementary feeding for pregnant/lactant mothers?	No
Most common source for obtaining food	Cash	Supplementary feeding for children?	No

### PROTECTION

Security provided on-site	Yes	GBV referral mechanism in place	Yes
Main security provider	Self organized	Number of women friendly spaces	0
Most common type of security incident	None	Number of child friendly spaces	0
Most common type of GBV incident	None	Most reported problem in receiving support	Not enough assistance for all entitled

### EDUCATION

Location of nearest education facility	On-site	Number of families with source of income	75
% children going to school	<25%	Access to income generating activities	Yes

### COMMUNICATION

Main source for obtaining information	Friends, neighbors and family	Main topic of information requested	Situation in areas of origin
---------------------------------------	-------------------------------	-------------------------------------	------------------------------

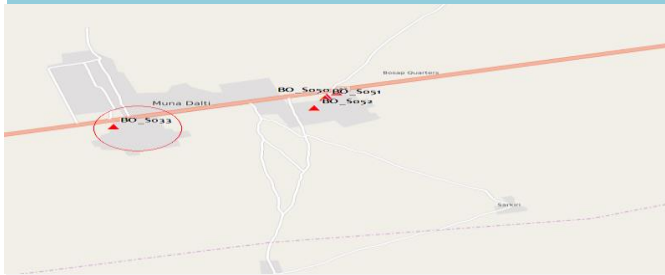


# MUNA PRIMARY

Site Profile

DTM

Nigeria



**88**  
Households (HH)

**466**  
Individuals

**Round 19**  
24 September 2017

<b>Site ID</b>	<b>BO_S033</b>
<b>Site Type</b>	Collective Settlement/Centre
<b>Site Classification</b>	Spontaneous
<b>Site Open Date</b>	1-Sep-14
<b>Admin 1</b>	BORNO
<b>Admin 2</b>	JERE
<b>Admin 3</b>	DUSUMAN
<b>Latitude</b>	11.866310
<b>Longitude</b>	13.236380

### DEMOGRAPHICS

Age/Sex	<1 year	1-5 years	6-17 years	18-59 years	>60 years	Total
Male	20	41	35	93	31	220
Female	22	50	51	102	21	246
<b>Total</b>	<b>42</b>	<b>91</b>	<b>86</b>	<b>195</b>	<b>52</b>	<b>466</b>

### VULNERABLE GROUPS

Pregnant Women	8	1.7%
Breastfeeding Mothers	57	12.2%
Persons with Physical Disabilities	22	4.7%
Persons with Mental Disabilities	1	0.2%
Single Female Headed Households	10	2.1%
Single Male Headed Households	1	0.2%
Older Persons	52	11.2%
<b>Total</b>	<b>151</b>	<b>32.4%</b>

### MOBILITY

Place of Origin of Largest IDP Group	BORNO	MARTE	MUSUNE
Place of Origin of 2nd Largest IDP Group	BORNO	BAMA	SHEHURI / HAUSARI / MAIRI
Area of intended return for Largest IDP Group	Place of origin		
Barriers to return home for Largest IDP Group	Lack of safety		

### SITE MANAGEMENT AGENCY (SMA)

Type of SMA	NULL	Agency Name	NULL
SMA Contact Name	NULL	Phone Number	NULL

### SERVICES

#### SHELTER

% families living outside (no shelter)	None	Most needed NFIs	Blankets/Mats
% families living in emergency shelter	<25%	% HHs with mosquito nets	<25%
% families living in makeshift shelter	<50%	% HHs with access to safe cooking facilities	None
% families living indoors (solid walls)	<50%	% HHs with access to electricity	None

#### HEALTH

Location of health facilities/services	On-site (<3 km)	Access to health facility/services	Yes
Health facilities/services provider	INGO	Most prevalent health problems	Malaria

#### WASH

Location of site's main water source	On-site (<10 mn)	Total number functioning toilets	5
Liters of water per person per day	>15 ltr	Separate male/female toilets	No
Main problems with drinking water	None	Separate male/female bathing areas	No

#### FOOD

Access to food	Yes, on site	Frequency of food distribution	Irregular
Access to market	Yes	Supplementary feeding for pregnant/lactant mothers?	No
Most common source for obtaining food	Cash	Supplementary feeding for children?	No

#### PROTECTION

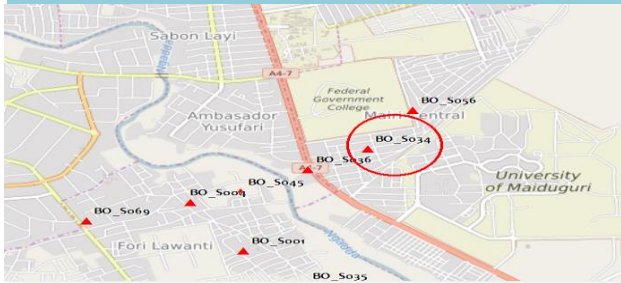
Security provided on-site	Yes	GBV referral mechanism in place	No
Main security provider	Self organized	Number of women friendly spaces	0
Most common type of security incident	None	Number of child friendly spaces	0
Most common type of GBV incident	None	Most reported problem in receiving support	None

#### EDUCATION

Location of nearest education facility	Off-site	Number of families with source of income	40
% children going to school	<25%	Access to income generating activities	Yes

#### COMMUNICATION

Main source for obtaining information	Friends, neighbors and family	Main topic of information requested	Distribution
---------------------------------------	-------------------------------	-------------------------------------	--------------



<b>Site ID</b>	<b>BO_S034</b>
<b>Site Type</b>	Collective Settlement/Centre
<b>Site Classification</b>	Spontaneous
<b>Site Open Date</b>	8-Oct-14
<b>Admin 1</b>	BORNO
<b>Admin 2</b>	JERE
<b>Admin 3</b>	MAIRI
<b>Latitude</b>	11.810750
<b>Longitude</b>	13.186830

### 33

Households (HH)

### 132

Individuals

### Round 19

24 September 2017

#### DEMOGRAPHICS

Age/Sex	<1 year	1-5 years	6-17 years	18-59 years	>60 years	Total
Male	10	18	13	20	2	63
Female	7	16	16	29	1	69
<b>Total</b>	<b>17</b>	<b>34</b>	<b>29</b>	<b>49</b>	<b>3</b>	<b>132</b>

#### VULNERABLE GROUPS

Pregnant Women	3	2.3%
Breastfeeding Mothers	20	15.2%
Persons with Physical Disabilities	1	0.8%
Persons with Mental Disabilities	0	0.0%
Single Female Headed Households	14	10.6%
Single Male Headed Households	8	6.1%
Older Persons	3	2.3%
<b>Total</b>	<b>49</b>	<b>37.1%</b>

#### MOBILITY

Place of Origin of Largest IDP Group	BORNO	BAMA	KASUGULA
Place of Origin of 2nd Largest IDP Group	BORNO	KONDUGA	KONDUGA
Area of intended return for Largest IDP Group	Place of origin		
Barriers to return home for Largest IDP Group	House damaged/destroyed		

#### SITE MANAGEMENT AGENCY (SMA)

Type of SMA	NULL	Agency Name	NULL
SMA Contact Name	NULL	Phone Number	NULL

#### SERVICES

##### SHELTER

% families living outside (no shelter)	None	Most needed NFIs	Kitchen sets
% families living in emergency shelter	None	% HHs with mosquito nets	<50%
% families living in makeshift shelter	None	% HHs with access to safe cooking facilities	<25%
% families living indoors (solid walls)	>75%	% HHs with access to electricity	<25%

##### HEALTH

Location of health facilities/services	On-site (<3 km)	Access to health facility/services	Yes
Health facilities/services provider	Government	Most prevalent health problems	Fever

##### WASH

Location of site's main water source	On-site (<10 mn)	Total number functioning toilets	0
Liters of water per person per day	>15 ltr	Separate male/female toilets	Yes
Main problems with drinking water	None	Separate male/female bathing areas	No

##### FOOD

Access to food	Yes, on site	Frequency of food distribution	Irregular
Access to market	Yes	Supplementary feeding for pregnant/lactant mothers?	Yes
Most common source for obtaining food	Cash	Supplementary feeding for children?	Yes

##### PROTECTION

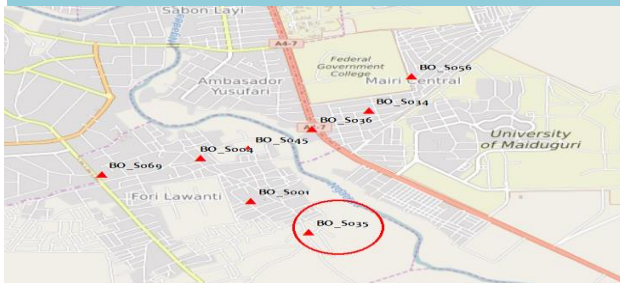
Security provided on-site	Yes	GBV referral mechanism in place	No
Main security provider	Local Authorities	Number of women friendly spaces	0
Most common type of security incident	None	Number of child friendly spaces	0
Most common type of GBV incident	None	Most reported problem in receiving support	None

##### EDUCATION

Location of nearest education facility	On-site	Number of families with source of income	0
% children going to school	<50%	Access to income generating activities	Yes

##### COMMUNICATION

Main source for obtaining information	Friends, neighbors and family	Main topic of information requested	Situation in areas of origin
---------------------------------------	-------------------------------	-------------------------------------	------------------------------



**79**  
Households (HH)

**493**  
Individuals

**Round 19**  
24 September 2017

<b>Site ID</b>	<b>BO_S035</b>
<b>Site Type</b>	Collective Settlement/Centre
<b>Site Classification</b>	Spontaneous
<b>Site Open Date</b>	11-Jul-14
<b>Admin 1</b>	BORNO
<b>Admin 2</b>	JERE
<b>Admin 3</b>	BALE GALTIMARI
<b>Latitude</b>	11.784680
<b>Longitude</b>	13.139060

### DEMOGRAPHICS

Age/Sex	<1 year	1-5 years	6-17 years	18-59 years	>60 years	Total
Male	21	44	57	91	4	217
Female	31	39	90	95	21	276
<b>Total</b>	<b>52</b>	<b>83</b>	<b>147</b>	<b>186</b>	<b>25</b>	<b>493</b>

### VULNERABLE GROUPS

Pregnant Women	15	3.0%
Breastfeeding Mothers	52	10.5%
Persons with Physical Disabilities	1	0.2%
Persons with Mental Disabilities	3	0.6%
Single Female Headed Households	0	0.0%
Single Male Headed Households	4	0.8%
Older Persons	25	5.1%
<b>Total</b>	<b>100</b>	<b>20.3%</b>

### MOBILITY

Place of Origin of Largest IDP Group	BORNO	KONDUGA	AUNO / CHABBOL
Place of Origin of 2nd Largest IDP Group	BORNO	KONDUGA	NULL
Area of intended return for Largest IDP Group	Place of origin		
Barriers to return home for Largest IDP Group	Lack of safety		

### SITE MANAGEMENT AGENCY (SMA)

Type of SMA	NULL	Agency Name	NULL
SMA Contact Name	NULL	Phone Number	NULL

### SERVICES

#### SHELTER

% families living outside (no shelter)	None	Most needed NFIs	Blankets/Mats
% families living in emergency shelter	>75%	% HHs with mosquito nets	<25%
% families living in makeshift shelter	<25%	% HHs with access to safe cooking facilities	<25%
% families living indoors (solid walls)	None	% HHs with access to electricity	None

#### HEALTH

Location of health facilities/services	On-site (<3 km)	Access to health facility/services	Yes
Health facilities/services provider	INGO	Most prevalent health problems	Malaria

#### WASH

Location of site's main water source	Off-site (<10 mn)	Total number functioning toilets	0
Liters of water per person per day	5 - 10 ltr	Separate male/female toilets	No
Main problems with drinking water	None	Separate male/female bathing areas	No

#### FOOD

Access to food	Yes, on site	Frequency of food distribution	Irregular
Access to market	Yes	Supplementary feeding for pregnant/lactant mothers?	No
Most common source for obtaining food	Cash	Supplementary feeding for children?	No

#### PROTECTION

Security provided on-site	Yes	GBV referral mechanism in place	No
Main security provider	Self organized	Number of women friendly spaces	0
Most common type of security incident	None	Number of child friendly spaces	0
Most common type of GBV incident	None	Most reported problem in receiving support	None

#### EDUCATION

Location of nearest education facility	On-site	Number of families with source of income	33
% children going to school	<25%	Access to income generating activities	Yes

#### COMMUNICATION

Main source for obtaining information	Friends, neighbors and family	Main topic of information requested	Distribution
---------------------------------------	-------------------------------	-------------------------------------	--------------



# BAKIN KOGI CAMP

Site Profile

DTM

Nigeria



37

Households (HH)

183

Individuals

Round 19

24 September 2017

Site ID	BO_S036
Site Type	Collective Settlement/Centre
Site Classification	Spontaneous
Site Open Date	14-Jun-14
Admin 1	BORNO
Admin 2	JERE
Admin 3	MAIRI
Latitude	11.808190
Longitude	13.181390

### DEMOGRAPHICS

Age/Sex	<1 year	1-5 years	6-17 years	18-59 years	>60 years	Total
Male	10	14	29	25	2	80
Female	9	27	40	26	1	103
<b>Total</b>	<b>19</b>	<b>41</b>	<b>69</b>	<b>51</b>	<b>3</b>	<b>183</b>

### VULNERABLE GROUPS

Pregnant Women	9	4.9%
Breastfeeding Mothers	23	12.6%
Persons with Physical Disabilities	0	0.0%
Persons with Mental Disabilities	0	0.0%
Single Female Headed Households	5	2.7%
Single Male Headed Households	2	1.1%
Older Persons	3	1.6%
<b>Total</b>	<b>42</b>	<b>23.0%</b>

### MOBILITY

Place of Origin of Largest IDP Group	BORNO	BAMA	KASUGULA
Place of Origin of 2nd Largest IDP Group	BORNO	MONGUNO	MONGUNO
Area of intended return for Largest IDP Group	Place of origin		
Barriers to return home for Largest IDP Group	Lack of safety		

### SITE MANAGEMENT AGENCY (SMA)

Type of SMA	NULL	Agency Name	NULL
SMA Contact Name	NULL	Phone Number	NULL

### SERVICES

#### SHELTER

% families living outside (no shelter)	None	Most needed NFIs	Kitchen sets
% families living in emergency shelter	None	% HHs with mosquito nets	<25%
% families living in makeshift shelter	None	% HHs with access to safe cooking facilities	<50%
% families living indoors (solid walls)	>75%	% HHs with access to electricity	<50%

#### HEALTH

Location of health facilities/services	On-site (<3 km)	Access to health facility/services	Yes
Health facilities/services provider	Government	Most prevalent health problems	Fever

#### WASH

Location of site's main water source	On-site (<10 mn)	Total number functioning toilets	0
Liters of water per person per day	>15 ltr	Separate male/female toilets	Yes
Main problems with drinking water	None	Separate male/female bathing areas	Yes

#### FOOD

Access to food	Yes, on site	Frequency of food distribution	Irregular
Access to market	Yes	Supplementary feeding for pregnant/lactant mothers?	Yes
Most common source for obtaining food	Cash	Supplementary feeding for children?	Yes

#### PROTECTION

Security provided on-site	Yes	GBV referral mechanism in place	No
Main security provider	Local Authorities	Number of women friendly spaces	0
Most common type of security incident	None	Number of child friendly spaces	0
Most common type of GBV incident	None	Most reported problem in receiving support	None

#### EDUCATION

Location of nearest education facility	On-site	Number of families with source of income	0
% children going to school	<50%	Access to income generating activities	Yes

#### COMMUNICATION

Main source for obtaining information	Friends, neighbors and family	Main topic of information requested	Situation in areas of origin
---------------------------------------	-------------------------------	-------------------------------------	------------------------------





# DUJIMA CAMP

Site Profile

DTM

Nigeria



24

Households (HH)

130

Individuals

Round 19

24 September 2017

### DEMOGRAPHICS

Age/Sex	<1 year	1-5 years	6-17 years	18-59 years	>60 years	Total
Male	5	8	14	19	4	50
Female	7	16	17	36	4	80
<b>Total</b>	<b>12</b>	<b>24</b>	<b>31</b>	<b>55</b>	<b>8</b>	<b>130</b>

<b>Site ID</b>	<b>BO_S039</b>
<b>Site Type</b>	Camp
<b>Site Classification</b>	Spontaneous
<b>Site Open Date</b>	NULL
<b>Admin 1</b>	BORNO
<b>Admin 2</b>	MAIDUGURI M. C.
<b>Admin 3</b>	LAMISULA/JABBA MARI
<b>Latitude</b>	11.849400
<b>Longitude</b>	13.140180

### VULNERABLE GROUPS

Pregnant Women	3	2.3%
Breastfeeding Mothers	18	13.8%
Persons with Physical Disabilities	0	0.0%
Persons with Mental Disabilities	0	0.0%
Single Female Headed Households	15	11.5%
Single Male Headed Households	0	0.0%
Older Persons	8	6.2%
<b>Total</b>	<b>44</b>	<b>33.8%</b>

### MOBILITY

Place of Origin of Largest IDP Group	BORNO	GWOZA	ASHIGASHIYA
Place of Origin of 2nd Largest IDP Group	BORNO	GWOZA	ASHIGASHIYA
Area of intended return for Largest IDP Group	Place of origin		
Barriers to return home for Largest IDP Group	Lack of safety		

### SITE MANAGEMENT AGENCY (SMA)

Type of SMA	NULL	Agency Name	NULL
SMA Contact Name	NULL	Phone Number	NULL

### SERVICES

#### SHELTER

% families living outside (no shelter)	None	Most needed NFIs	Bucket/Jerry Can
% families living in emergency shelter	None	% HHs with mosquito nets	<75%
% families living in makeshift shelter	<25%	% HHs with access to safe cooking facilities	<25%
% families living indoors (solid walls)	>75%	% HHs with access to electricity	None

#### HEALTH

Location of health facilities/services	On-site (<3 km)	Access to health facility/services	Yes
Health facilities/services provider	Government	Most prevalent health problems	Malaria

#### WASH

Location of site's main water source	Off-site (<10 mn)	Total number functioning toilets	3
Liters of water per person per day	5 - 10 ltr	Separate male/female toilets	No
Main problems with drinking water	None	Separate male/female bathing areas	No

#### FOOD

Access to food	Yes, on site	Frequency of food distribution	Irregular
Access to market	Yes	Supplementary feeding for pregnant/lactant mothers?	Yes
Most common source for obtaining food	Distribution	Supplementary feeding for children?	Yes

#### PROTECTION

Security provided on-site	Yes	GBV referral mechanism in place	No
Main security provider	Self organized	Number of women friendly spaces	0
Most common type of security incident	None	Number of child friendly spaces	0
Most common type of GBV incident	Domestic violence	Most reported problem in receiving support	None

#### EDUCATION

Location of nearest education facility	Off-site	Number of families with source of income	0
% children going to school	<25%	Access to income generating activities	Yes

#### COMMUNICATION

Main source for obtaining information	Local leader/Community leader	Main topic of information requested	Safety and Security
---------------------------------------	-------------------------------	-------------------------------------	---------------------

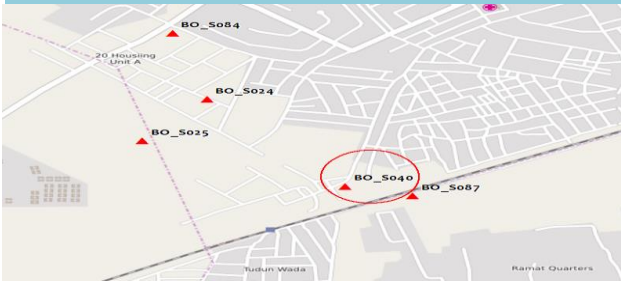


# DCC SHUWARI CAMP

Site Profile

DTM

Nigeria



320

Households (HH)

914

Individuals

Round 19

24 September 2017

Site ID	BO_S040
Site Type	Camp
Site Classification	Spontaneous
Site Open Date	15-Mar-14
Admin 1	BORNO
Admin 2	MAIDUGURI M. C.
Admin 3	LAMISULA/JABBA MARI
Latitude	11.844070
Longitude	13.117360

DEMOGRAPHICS						
Age/Sex	<1 year	1-5 years	6-17 years	18-59 years	>60 years	Total
Male	25	89	165	109	31	419
Female	30	90	162	147	66	495
<b>Total</b>	<b>55</b>	<b>179</b>	<b>327</b>	<b>256</b>	<b>97</b>	<b>914</b>

VULNERABLE GROUPS		
Pregnant Women	32	3.5%
Breastfeeding Mothers	75	8.2%
Persons with Physical Disabilities	0	0.0%
Persons with Mental Disabilities	0	0.0%
Single Female Headed Households	57	6.2%
Single Male Headed Households	8	0.9%
Older Persons	97	10.6%
<b>Total</b>	<b>269</b>	<b>29.4%</b>

MOBILITY			
Place of Origin of Largest IDP Group	BORNO	GWOZA	NGOSHE
Place of Origin of 2nd Largest IDP Group	BORNO	ASKIRA / UBA	LASSA
Area of intended return for Largest IDP Group	Place of origin		
Barriers to return home for Largest IDP Group	Lack of safety		

SITE MANAGEMENT AGENCY (SMA)			
Type of SMA	INGO	Agency Name	IOM
SMA Contact Name	IOM	Phone Number	NULL

SERVICES			
<b>SHELTER</b>			
% families living outside (no shelter)	None	Most needed NFIs	Mosquito nets
% families living in emergency shelter	<75%	% HHs with mosquito nets	<50%
% families living in makeshift shelter	<25%	% HHs with access to safe cooking facilities	<50%
% families living indoors (solid walls)	<25%	% HHs with access to electricity	None

HEALTH			
Location of health facilities/services	On-site (<3 km)	Access to health facility/services	Yes
Health facilities/services provider	INGO	Most prevalent health problems	Fever

WASH			
Location of site's main water source	On-site (<10 mn)	Total number functioning toilets	0
Liters of water per person per day	<5 ltr	Separate male/female toilets	Yes
Main problems with drinking water	None	Separate male/female bathing areas	Yes

FOOD			
Access to food	Yes, on site	Frequency of food distribution	Once a month
Access to market	Yes	Supplementary feeding for pregnant/lactant mothers?	Yes
Most common source for obtaining food	Distribution	Supplementary feeding for children?	Yes

PROTECTION			
Security provided on-site	Yes	GBV referral mechanism in place	No
Main security provider	Military	Number of women friendly spaces	0
Most common type of security incident	None	Number of child friendly spaces	0
Most common type of GBV incident	None	Most reported problem in receiving support	None

EDUCATION		LIVELIHOOD	
Location of nearest education facility	On-site	Number of families with source of income	0
% children going to school	>75%	Access to income generating activities	Yes

COMMUNICATION			
Main source for obtaining information	Local leader/Community leader	Main topic of information requested	Safety and Security

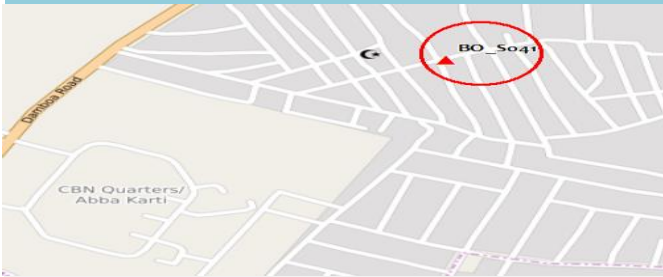


# SULEIMANTI

Site Profile

DTM

Nigeria



158

Households (HH)

1076

Individuals

Round 19

24 September 2017

### DEMOGRAPHICS

Age/Sex	<1 year	1-5 years	6-17 years	18-59 years	>60 years	Total
Male	57	62	199	65	46	429
Female	75	84	278	123	87	647
<b>Total</b>	<b>132</b>	<b>146</b>	<b>477</b>	<b>188</b>	<b>133</b>	<b>1,076</b>

### VULNERABLE GROUPS

Pregnant Women	10	0.9%
Breastfeeding Mothers	138	12.8%
Persons with Physical Disabilities	2	0.2%
Persons with Mental Disabilities	1	0.1%
Single Female Headed Households	35	3.3%
Single Male Headed Households	0	0.0%
Older Persons	133	12.4%
<b>Total</b>	<b>319</b>	<b>29.6%</b>

<b>Site ID</b>	<b>BO_S041</b>
<b>Site Type</b>	Collective Settlement/Centre
<b>Site Classification</b>	Spontaneous
<b>Site Open Date</b>	22-May-14
<b>Admin 1</b>	BORNO
<b>Admin 2</b>	MAIDUGURI M. C.
<b>Admin 3</b>	MAISANDARI
<b>Latitude</b>	11.796190
<b>Longitude</b>	13.134540

### MOBILITY

Place of Origin of Largest IDP Group	BORNO	KONDUGA	MASBA / DALWA WEST
Place of Origin of 2nd Largest IDP Group	BORNO	DAMBOA	NULL
Area of intended return for Largest IDP Group	Place of origin		
Barriers to return home for Largest IDP Group	Lack of safety		

### SITE MANAGEMENT AGENCY (SMA)

Type of SMA	NULL	Agency Name	NULL
SMA Contact Name	NULL	Phone Number	NULL

### SERVICES

SHELTER			
% families living outside (no shelter)	None	Most needed NFIs	Mosquito nets
% families living in emergency shelter	>75%	% HHs with mosquito nets	<75%
% families living in makeshift shelter	<25%	% HHs with access to safe cooking facilities	<75%
% families living indoors (solid walls)	>75%	% HHs with access to electricity	>75%

HEALTH			
Location of health facilities/services	On-site (<3 km)	Access to health facility/services	Yes
Health facilities/services provider	INGO	Most prevalent health problems	Cough

WASH			
Location of site's main water source	On-site (<10 mn)	Total number functioning toilets	0
Liters of water per person per day	>15 ltr	Separate male/female toilets	No
Main problems with drinking water	None	Separate male/female bathing areas	No

FOOD			
Access to food	Yes, on site	Frequency of food distribution	Irregular
Access to market	Yes	Supplementary feeding for pregnant/lactant mothers?	No
Most common source for obtaining food	Cash	Supplementary feeding for children?	Yes

PROTECTION			
Security provided on-site	Yes	GBV referral mechanism in place	Yes
Main security provider	Self organized	Number of women friendly spaces	0
Most common type of security incident	Theft	Number of child friendly spaces	0
Most common type of GBV incident	None	Most reported problem in receiving support	Not enough assistance for all entitled

EDUCATION		LIVELIHOOD	
Location of nearest education facility	Off-site	Number of families with source of income	6
% children going to school	<75%	Access to income generating activities	Yes

COMMUNICATION			
Main source for obtaining information	Local leader/Community leader	Main topic of information requested	Situation in areas of origin



# FEDERAL LOW COST CHEZCOAN CAMP

Site Profile

DTM

Nigeria

72

Households (HH)

328

Individuals

Round 19

24 September 2017



## DEMOGRAPHICS

Age/Sex	<1 year	1-5 years	6-17 years	18-59 years	>60 years	Total
Male	13	22	36	53	10	134
Female	20	34	56	78	6	194
<b>Total</b>	<b>33</b>	<b>56</b>	<b>92</b>	<b>131</b>	<b>16</b>	<b>328</b>

<b>Site ID</b>	<b>BO_S042</b>
<b>Site Type</b>	Collective Settlement/Centre
<b>Site Classification</b>	Spontaneous
<b>Site Open Date</b>	3-Jan-15
<b>Admin 1</b>	BORNO
<b>Admin 2</b>	MAIDUGURI M. C.
<b>Admin 3</b>	BOLORI I
<b>Latitude</b>	11.866220
<b>Longitude</b>	13.116810

## VULNERABLE GROUPS

Pregnant Women	12	3.7%
Breastfeeding Mothers	35	10.7%
Persons with Physical Disabilities	0	0.0%
Persons with Mental Disabilities	0	0.0%
Single Female Headed Households	3	0.9%
Single Male Headed Households	0	0.0%
Older Persons	16	4.9%
<b>Total</b>	<b>66</b>	<b>20.1%</b>

## MOBILITY

Place of Origin of Largest IDP Group	BORNO	NULL	NULL
Place of Origin of 2nd Largest IDP Group	BORNO	MOBBAR	DAMASAK
Area of intended return for Largest IDP Group	Place of origin		
Barriers to return home for Largest IDP Group	Lack of safety		

## SITE MANAGEMENT AGENCY (SMA)

Type of SMA	NULL	Agency Name	NULL
SMA Contact Name	NULL	Phone Number	NULL

## SERVICES

### SHELTER

% families living outside (no shelter)	<25%	Most needed NFIs	Blankets/Mats
% families living in emergency shelter	None	% HHs with mosquito nets	<75%
% families living in makeshift shelter	None	% HHs with access to safe cooking facilities	None
% families living indoors (solid walls)	>75%	% HHs with access to electricity	None

### HEALTH

Location of health facilities/services	Off-site (>3 km)	Access to health facility/services	Yes
Health facilities/services provider	Government	Most prevalent health problems	Malaria

### WASH

Location of site's main water source	On-site (<10 mn)	Total number functioning toilets	10
Liters of water per person per day	10 - 15 ltr	Separate male/female toilets	Yes
Main problems with drinking water	None	Separate male/female bathing areas	Yes

### FOOD

Access to food	Yes, on site	Frequency of food distribution	Irregular
Access to market	Yes	Supplementary feeding for pregnant/lactant mothers?	No
Most common source for obtaining food	Cash	Supplementary feeding for children?	Yes

### PROTECTION

Security provided on-site	Yes	GBV referral mechanism in place	Yes
Main security provider	Self organized	Number of women friendly spaces	0
Most common type of security incident	Theft	Number of child friendly spaces	0
Most common type of GBV incident	Domestic violence	Most reported problem in receiving support	None

### EDUCATION

Location of nearest education facility	Off-site	Number of families with source of income	62
% children going to school	<25%	Access to income generating activities	Yes

### COMMUNICATION

Main source for obtaining information	Friends, neighbors and family	Main topic of information requested	Registration
---------------------------------------	-------------------------------	-------------------------------------	--------------

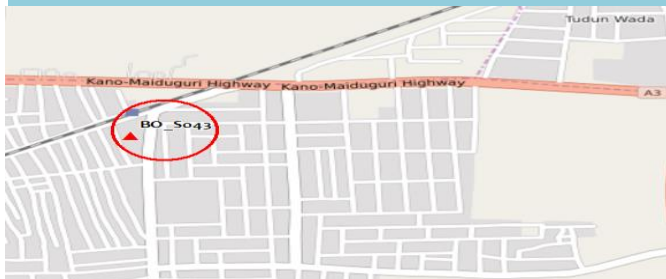


# LIVING FAITH CHURCH

Site Profile

DTM

Nigeria



**13**  
Households (HH)

**104**  
Individuals

**Round 19**  
24 September 2017

<b>Site ID</b>	<b>BO_S043</b>
<b>Site Type</b>	Collective Settlement/Centre
<b>Site Classification</b>	Spontaneous
<b>Site Open Date</b>	2-Jul-15
<b>Admin 1</b>	BORNO
<b>Admin 2</b>	MAIDUGURI M. C.
<b>Admin 3</b>	BOLORI I
<b>Latitude</b>	11.837290
<b>Longitude</b>	13.100820

DEMOGRAPHICS						
Age/Sex	<1 year	1-5 years	6-17 years	18-59 years	>60 years	Total
Male	5	9	19	13	6	52
Female	5	9	20	13	5	52
<b>Total</b>	<b>10</b>	<b>18</b>	<b>39</b>	<b>26</b>	<b>11</b>	<b>104</b>

VULNERABLE GROUPS		
Pregnant Women	6	5.8%
Breastfeeding Mothers	14	13.5%
Persons with Physical Disabilities	0	0.0%
Persons with Mental Disabilities	1	1.0%
Single Female Headed Households	0	0.0%
Single Male Headed Households	0	0.0%
Older Persons	11	10.6%
<b>Total</b>	<b>32</b>	<b>30.8%</b>

MOBILITY			
Place of Origin of Largest IDP Group	BORNO	GWOZA	NGOSHE
Place of Origin of 2nd Largest IDP Group	NULL	NULL	NULL
Area of intended return for Largest IDP Group	Place of origin		
Barriers to return home for Largest IDP Group	Lack of safety		

SITE MANAGEMENT AGENCY (SMA)			
Type of SMA	NULL	Agency Name	NULL
SMA Contact Name	NULL	Phone Number	NULL

SERVICES			
<b>SHELTER</b>			
% families living outside (no shelter)	None	Most needed NFIs	Kitchen sets
% families living in emergency shelter	None	% HHs with mosquito nets	<25%
% families living in makeshift shelter	None	% HHs with access to safe cooking facilities	None
% families living indoors (solid walls)	>75%	% HHs with access to electricity	None

HEALTH			
Location of health facilities/services	Off-site (>3 km)	Access to health facility/services	Yes
Health facilities/services provider	Government	Most prevalent health problems	Malaria

WASH			
Location of site's main water source	Off-site (>10 mn)	Total number functioning toilets	10
Liters of water per person per day	>15 ltr	Separate male/female toilets	Yes
Main problems with drinking water	None	Separate male/female bathing areas	No

FOOD			
Access to food	Yes, on site	Frequency of food distribution	Irregular
Access to market	Yes	Supplementary feeding for pregnant/lactant mothers?	No
Most common source for obtaining food	Cash	Supplementary feeding for children?	No

PROTECTION			
Security provided on-site	Yes	GBV referral mechanism in place	No
Main security provider	Military	Number of women friendly spaces	0
Most common type of security incident	None	Number of child friendly spaces	0
Most common type of GBV incident	Domestic violence	Most reported problem in receiving support	Not enough assistance for all entitled

EDUCATION		LIVELIHOOD	
Location of nearest education facility	Off-site	Number of families with source of income	11
% children going to school	<25%	Access to income generating activities	Yes

COMMUNICATION			
Main source for obtaining information	Friends, neighbors and family	Main topic of information requested	Distribution

33

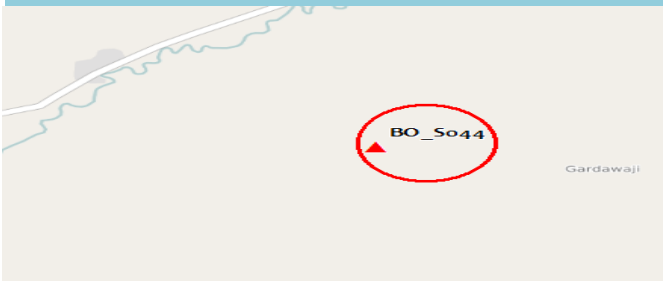
Households (HH)

157

Individuals

Round 19

24 September 2017



### DEMOGRAPHICS

Age/Sex	<1 year	1-5 years	6-17 years	18-59 years	>60 years	Total
Male	4	12	22	27	2	67
Female	5	18	30	34	3	90
<b>Total</b>	<b>9</b>	<b>30</b>	<b>52</b>	<b>61</b>	<b>5</b>	<b>157</b>

<b>Site ID</b>	<b>BO_S044</b>
<b>Site Type</b>	Collective Settlement/Centre
<b>Site Classification</b>	Spontaneous
<b>Site Open Date</b>	9-Sep-14
<b>Admin 1</b>	BORNO
<b>Admin 2</b>	KONDUGA
<b>Admin 3</b>	AUNO / CHABBOL
<b>Latitude</b>	11.816130
<b>Longitude</b>	13.067320

### VULNERABLE GROUPS

Pregnant Women	15	9.6%
Breastfeeding Mothers	18	11.5%
Persons with Physical Disabilities	2	1.3%
Persons with Mental Disabilities	3	1.9%
Single Female Headed Households	5	3.2%
Single Male Headed Households	1	0.6%
Older Persons	5	3.2%
<b>Total</b>	<b>49</b>	<b>31.2%</b>

### MOBILITY

Place of Origin of Largest IDP Group	BORNO	GWOZA	GWOZA TOWN GADAMAYO
Place of Origin of 2nd Largest IDP Group	BORNO	KONDUGA	AUNO / CHABBOL
Area of intended return for Largest IDP Group	Place of origin		
Barriers to return home for Largest IDP Group	Lack of safety		

### SITE MANAGEMENT AGENCY (SMA)

Type of SMA	NULL	Agency Name	NULL
SMA Contact Name	NULL	Phone Number	NULL

### SERVICES

SHELTER			
% families living outside (no shelter)	None	Most needed NFIs	Mosquito nets
% families living in emergency shelter	None	% HHs with mosquito nets	<25%
% families living in makeshift shelter	None	% HHs with access to safe cooking facilities	None
% families living indoors (solid walls)	>75%	% HHs with access to electricity	<25%

### HEALTH

Location of health facilities/services	On-site (<3 km)	Access to health facility/services	Yes
Health facilities/services provider	Government	Most prevalent health problems	Malaria

### WASH

Location of site's main water source	On-site (<10 mn)	Total number functioning toilets	0
Liters of water per person per day	10 - 15 ltr	Separate male/female toilets	No
Main problems with drinking water	None	Separate male/female bathing areas	No

### FOOD

Access to food	Yes, on site	Frequency of food distribution	Irregular
Access to market	Yes	Supplementary feeding for pregnant/lactant mothers?	Yes
Most common source for obtaining food	Cash	Supplementary feeding for children?	Yes

### PROTECTION

Security provided on-site	Yes	GBV referral mechanism in place	No
Main security provider	Self organized	Number of women friendly spaces	0
Most common type of security incident	None	Number of child friendly spaces	0
Most common type of GBV incident	None	Most reported problem in receiving support	None

### EDUCATION

Location of nearest education facility	On-site	Number of families with source of income	0
% children going to school	<25%	Access to income generating activities	Yes

### COMMUNICATION

Main source for obtaining information	Friends, neighbors and family	Main topic of information requested	Distribution
---------------------------------------	-------------------------------	-------------------------------------	--------------

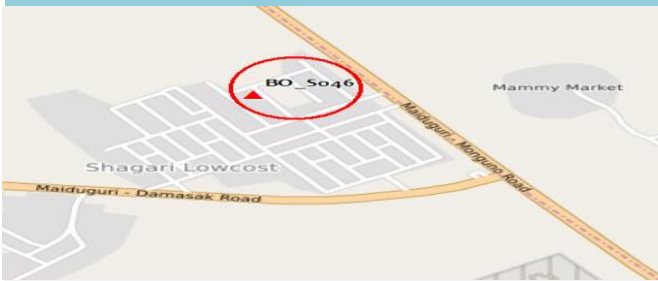


# JAFRA SHAGARI CAMP

Site Profile

DTM

Nigeria



49

Households (HH)

279

Individuals

Round 19

24 September 2017

<b>Site ID</b>	<b>BO_S046</b>
<b>Site Type</b>	Collective Settlement/Centre
<b>Site Classification</b>	Spontaneous
<b>Site Open Date</b>	25-Sep-14
<b>Admin 1</b>	BORNO
<b>Admin 2</b>	KONDUGA
<b>Admin 3</b>	AUNO / CHABBOL
<b>Latitude</b>	11.907240
<b>Longitude</b>	13.092110

### DEMOGRAPHICS

Age/Sex	<1 year	1-5 years	6-17 years	18-59 years	>60 years	Total
Male	8	24	41	49	3	125
Female	9	29	51	60	5	154
<b>Total</b>	<b>17</b>	<b>53</b>	<b>92</b>	<b>109</b>	<b>8</b>	<b>279</b>

### VULNERABLE GROUPS

Pregnant Women	23	8.2%
Breastfeeding Mothers	32	11.5%
Persons with Physical Disabilities	0	0.0%
Persons with Mental Disabilities	0	0.0%
Single Female Headed Households	7	2.5%
Single Male Headed Households	1	0.4%
Older Persons	8	2.9%
<b>Total</b>	<b>71</b>	<b>25.4%</b>

### MOBILITY

Place of Origin of Largest IDP Group	BORNO	GWOZA	NGOSHE
Place of Origin of 2nd Largest IDP Group	BORNO	GWOZA	PULKA/BOKKO
Area of intended return for Largest IDP Group	Place of origin		
Barriers to return home for Largest IDP Group	Accessibility		

### SITE MANAGEMENT AGENCY (SMA)

Type of SMA	NULL	Agency Name	NULL
SMA Contact Name	NULL	Phone Number	NULL

### SERVICES

SHELTER			
% families living outside (no shelter)	None	Most needed NFIs	Mosquito nets
% families living in emergency shelter	None	% HHs with mosquito nets	<25%
% families living in makeshift shelter	<25%	% HHs with access to safe cooking facilities	<50%
% families living indoors (solid walls)	<75%	% HHs with access to electricity	<50%

HEALTH			
Location of health facilities/services	On-site (<3 km)	Access to health facility/services	Yes
Health facilities/services provider	INGO	Most prevalent health problems	Malaria

WASH			
Location of site's main water source	On-site (<10 mn)	Total number functioning toilets	0
Liters of water per person per day	>15 ltr	Separate male/female toilets	Yes
Main problems with drinking water	None	Separate male/female bathing areas	Yes

FOOD			
Access to food	Yes, on site	Frequency of food distribution	Irregular
Access to market	Yes	Supplementary feeding for pregnant/lactant mothers?	Yes
Most common source for obtaining food	Cash	Supplementary feeding for children?	Yes

PROTECTION			
Security provided on-site	Yes	GBV referral mechanism in place	No
Main security provider	Self organized	Number of women friendly spaces	0
Most common type of security incident	None	Number of child friendly spaces	0
Most common type of GBV incident	None	Most reported problem in receiving support	None

EDUCATION		LIVELIHOOD	
Location of nearest education facility	On-site	Number of families with source of income	0
% children going to school	<50%	Access to income generating activities	Yes

COMMUNICATION			
Main source for obtaining information	Friends, neighbors and family	Main topic of information requested	Distribution



# MUNA GARAGE EL BADAWE

Site Profile

DTM

Nigeria



**3884**

Households (HH)

**20095**

Individuals

**Round 19**

24 September 2017

## DEMOGRAPHICS

Age/Sex	<1 year	1-5 years	6-17 years	18-59 years	>60 years	Total
Male	387	2,056	2,883	2,920	428	8,674
Female	481	2,513	3,523	4,382	522	11,421
<b>Total</b>	<b>868</b>	<b>4,569</b>	<b>6,406</b>	<b>7,302</b>	<b>950</b>	<b>20,095</b>

## VULNERABLE GROUPS

Pregnant Women	634	3.2%
Breastfeeding Mothers	1,266	6.3%
Persons with Physical Disabilities	180	0.9%
Persons with Mental Disabilities	32	0.2%
Single Female Headed Households	500	2.5%
Single Male Headed Households	40	0.2%
Older Persons	950	4.7%
<b>Total</b>	<b>3602</b>	<b>17.9%</b>

<b>Site ID</b>	<b>BO_S047</b>
<b>Site Type</b>	Collective Settlement/Centre
<b>Site Classification</b>	Spontaneous
<b>Site Open Date</b>	10-Sep-14
<b>Admin 1</b>	BORNO
<b>Admin 2</b>	JERE
<b>Admin 3</b>	DUSUMAN
<b>Latitude</b>	11.873180
<b>Longitude</b>	13.250460

## MOBILITY

Place of Origin of Largest IDP Group	BORNO	JERE	DUSUMAN
Place of Origin of 2nd Largest IDP Group	BORNO	MAFA	LOSKURI
Area of intended return for Largest IDP Group	Place of origin		
Barriers to return home for Largest IDP Group	Lack of safety		

## SITE MANAGEMENT AGENCY (SMA)

Type of SMA	Government	Agency Name	SEMA
SMA Contact Name	SEMA	Phone Number	8126451695

## SERVICES

### SHELTER

% families living outside (no shelter)	None	Most needed NFIs	Kitchen sets
% families living in emergency shelter	<50%	% HHs with mosquito nets	<25%
% families living in makeshift shelter	<75%	% HHs with access to safe cooking facilities	<25%
% families living indoors (solid walls)	None	% HHs with access to electricity	None

### HEALTH

Location of health facilities/services	On-site (<3 km)	Access to health facility/services	Yes
Health facilities/services provider	NGO	Most prevalent health problems	Malaria

### WASH

Location of site's main water source	On-site (<10 mn)	Total number functioning toilets	175
Liters of water per person per day	>15 ltr	Separate male/female toilets	Yes
Main problems with drinking water	None	Separate male/female bathing areas	Yes

### FOOD

Access to food	Yes, on site	Frequency of food distribution	Every 2 weeks
Access to market	Yes	Supplementary feeding for pregnant/lactant mothers?	No
Most common source for obtaining food	Distribution	Supplementary feeding for children?	Yes

### PROTECTION

Security provided on-site	Yes	GBV referral mechanism in place	No
Main security provider	Military	Number of women friendly spaces	0
Most common type of security incident	None	Number of child friendly spaces	0
Most common type of GBV incident	None	Most reported problem in receiving support	None

### EDUCATION

Location of nearest education facility	On-site	Number of families with source of income	1000
% children going to school	<75%	Access to income generating activities	Yes

### COMMUNICATION

Main source for obtaining information	Local leader/Community leader	Main topic of information requested	Distribution
---------------------------------------	-------------------------------	-------------------------------------	--------------





# KASUWA SHANU GIDAN KIFI

Site Profile

DTM

Nigeria

45

Households (HH)

193

Individuals

Round 19

24 September 2017



<b>Site ID</b>	<b>BO_S048</b>
<b>Site Type</b>	Collective Settlement/Centre
<b>Site Classification</b>	Spontaneous
<b>Site Open Date</b>	12-Dec-14
<b>Admin 1</b>	BORNO
<b>Admin 2</b>	MAIDUGURI M. C.
<b>Admin 3</b>	GAMBORU LIBERTY
<b>Latitude</b>	11.857750
<b>Longitude</b>	13.181040

## DEMOGRAPHICS

Age/Sex	<1 year	1-5 years	6-17 years	18-59 years	>60 years	Total
Male	11	16	32	25	7	91
Female	13	11	35	40	3	102
<b>Total</b>	<b>24</b>	<b>27</b>	<b>67</b>	<b>65</b>	<b>10</b>	<b>193</b>

## VULNERABLE GROUPS

Pregnant Women	6	3.1%
Breastfeeding Mothers	26	13.5%
Persons with Physical Disabilities	1	0.5%
Persons with Mental Disabilities	0	0.0%
Single Female Headed Households	4	2.1%
Single Male Headed Households	0	0.0%
Older Persons	10	5.2%
<b>Total</b>	<b>47</b>	<b>24.4%</b>

## MOBILITY

Place of Origin of Largest IDP Group	BORNO	MONGUNO	MONGUNO
Place of Origin of 2nd Largest IDP Group	BORNO	ABADAM	YITUWA
Area of intended return for Largest IDP Group	Place of origin		
Barriers to return home for Largest IDP Group	Lack of safety		

## SITE MANAGEMENT AGENCY (SMA)

Type of SMA	NULL	Agency Name	NULL
SMA Contact Name	NULL	Phone Number	NULL

## SERVICES

### SHELTER

% families living outside (no shelter)	None	Most needed NFIs	Mosquito nets
% families living in emergency shelter	None	% HHs with mosquito nets	<25%
% families living in makeshift shelter	None	% HHs with access to safe cooking facilities	<25%
% families living indoors (solid walls)	>75%	% HHs with access to electricity	<25%

### HEALTH

Location of health facilities/services	On-site (<3 km)	Access to health facility/services	Yes
Health facilities/services provider	Government	Most prevalent health problems	Malaria

### WASH

Location of site's main water source	On-site (<10 mn)	Total number functioning toilets	0
Liters of water per person per day	10 - 15 ltr	Separate male/female toilets	No
Main problems with drinking water	None	Separate male/female bathing areas	No

### FOOD

Access to food	Yes, on site	Frequency of food distribution	Irregular
Access to market	Yes	Supplementary feeding for pregnant/lactant mothers?	No
Most common source for obtaining food	Cash	Supplementary feeding for children?	No

### PROTECTION

Security provided on-site	Yes	GBV referral mechanism in place	No
Main security provider	Self organized	Number of women friendly spaces	0
Most common type of security incident	None	Number of child friendly spaces	0
Most common type of GBV incident	None	Most reported problem in receiving support	None

### EDUCATION

Location of nearest education facility	Off-site	Number of families with source of income	0
% children going to school	<50%	Access to income generating activities	Yes

### COMMUNICATION

Main source for obtaining information	Local leader/Community leader	Main topic of information requested	Situation in areas of origin
---------------------------------------	-------------------------------	-------------------------------------	------------------------------

**40**

Households (HH)

**239**

Individuals

**Round 19**

24 September 2017



<b>Site ID</b>	<b>BO_S050</b>
<b>Site Type</b>	Collective Settlement/Centre
<b>Site Classification</b>	Spontaneous
<b>Site Open Date</b>	12-Dec-15
<b>Admin 1</b>	BORNO
<b>Admin 2</b>	JERE
<b>Admin 3</b>	DUSUMAN
<b>Latitude</b>	11.868430
<b>Longitude</b>	13.250250

**DEMOGRAPHICS**

Age/Sex	<1 year	1-5 years	6-17 years	18-59 years	>60 years	Total
Male	8	11	35	45	5	104
Female	10	21	45	48	11	135
<b>Total</b>	<b>18</b>	<b>32</b>	<b>80</b>	<b>93</b>	<b>16</b>	<b>239</b>

**VULNERABLE GROUPS**

Pregnant Women	5	2.1%
Breastfeeding Mothers	21	8.8%
Persons with Physical Disabilities	0	0.0%
Persons with Mental Disabilities	1	0.4%
Single Female Headed Households	2	0.8%
Single Male Headed Households	0	0.0%
Older Persons	16	6.7%
<b>Total</b>	<b>45</b>	<b>18.8%</b>

**MOBILITY**

Place of Origin of Largest IDP Group	BORNO	JERE	DUSUMAN
Place of Origin of 2nd Largest IDP Group	BORNO	JERE	MAIRI
Area of intended return for Largest IDP Group	Place of origin		
Barriers to return home for Largest IDP Group	Lack of safety		

**SITE MANAGEMENT AGENCY (SMA)**

Type of SMA	NULL	Agency Name	NULL
SMA Contact Name	NULL	Phone Number	NULL

**SERVICES**

SHELTER			
% families living outside (no shelter)	None	Most needed NFIs	Mosquito nets
% families living in emergency shelter	<25%	% HHs with mosquito nets	<50%
% families living in makeshift shelter	>75%	% HHs with access to safe cooking facilities	<25%
% families living indoors (solid walls)	None	% HHs with access to electricity	None

HEALTH			
Location of health facilities/services	Off-site (<3 km)	Access to health facility/services	Yes
Health facilities/services provider	INGO	Most prevalent health problems	Malaria

WASH			
Location of site's main water source	Off-site (<10 mn)	Total number functioning toilets	9
Liters of water per person per day	5 - 10 ltr	Separate male/female toilets	Yes
Main problems with drinking water	None	Separate male/female bathing areas	Yes

FOOD			
Access to food	Yes, on site	Frequency of food distribution	Once a month
Access to market	Yes	Supplementary feeding for pregnant/lactant mothers?	No
Most common source for obtaining food	Distribution	Supplementary feeding for children?	No

PROTECTION			
Security provided on-site	Yes	GBV referral mechanism in place	No
Main security provider	Self organized	Number of women friendly spaces	0
Most common type of security incident	None	Number of child friendly spaces	0
Most common type of GBV incident	None	Most reported problem in receiving support	None

EDUCATION		LIVELIHOOD	
Location of nearest education facility	Off-site	Number of families with source of income	1
% children going to school	<50%	Access to income generating activities	Yes

COMMUNICATION			
Main source for obtaining information	Friends, neighbors and family	Main topic of information requested	Distribution


**29**

Households (HH)

**159**

Individuals

**Round 19**

24 September 2017

<b>Site ID</b>	<b>BO_S051</b>
<b>Site Type</b>	Camp
<b>Site Classification</b>	Spontaneous
<b>Site Open Date</b>	10-Sep-14
<b>Admin 1</b>	BORNO
<b>Admin 2</b>	JERE
<b>Admin 3</b>	DUSUMAN
<b>Latitude</b>	11.868170
<b>Longitude</b>	13.253860

**DEMOGRAPHICS**

Age/Sex	<1 year	1-5 years	6-17 years	18-59 years	>60 years	Total
Male	5	10	21	30	7	73
Female	8	14	27	32	5	86
<b>Total</b>	<b>13</b>	<b>24</b>	<b>48</b>	<b>62</b>	<b>12</b>	<b>159</b>

**VULNERABLE GROUPS**

Pregnant Women	1	0.6%
Breastfeeding Mothers	22	13.8%
Persons with Physical Disabilities	4	2.5%
Persons with Mental Disabilities	1	0.6%
Single Female Headed Households	2	1.3%
Single Male Headed Households	0	0.0%
Older Persons	12	7.5%
<b>Total</b>	<b>42</b>	<b>26.4%</b>

**MOBILITY**

Place of Origin of Largest IDP Group	BORNO	MAFA	TAMSU NGAMDUA
Place of Origin of 2nd Largest IDP Group	BORNO	BAMA	SHEHURI / HAUSARI / MAIRI
Area of intended return for Largest IDP Group	Place of origin		
Barriers to return home for Largest IDP Group	Lack of safety		

**SITE MANAGEMENT AGENCY (SMA)**

Type of SMA	NULL	Agency Name	NULL
SMA Contact Name	NULL	Phone Number	NULL

**SERVICES**

SHELTER			
% families living outside (no shelter)	<25%	Most needed NFIs	Blankets/Mats
% families living in emergency shelter	None	% HHs with mosquito nets	<25%
% families living in makeshift shelter	<75%	% HHs with access to safe cooking facilities	None
% families living indoors (solid walls)	<25%	% HHs with access to electricity	None

HEALTH			
Location of health facilities/services	Off-site (<3 km)	Access to health facility/services	Yes
Health facilities/services provider	INGO	Most prevalent health problems	Malaria

WASH			
Location of site's main water source	Off-site (>10 mn)	Total number functioning toilets	10
Liters of water per person per day	10 - 15 ltr	Separate male/female toilets	No
Main problems with drinking water	None	Separate male/female bathing areas	No

FOOD			
Access to food	Yes, on site	Frequency of food distribution	Irregular
Access to market	Yes	Supplementary feeding for pregnant/lactant mothers?	No
Most common source for obtaining food	Cash	Supplementary feeding for children?	No

PROTECTION			
Security provided on-site	Yes	GBV referral mechanism in place	No
Main security provider	Self organized	Number of women friendly spaces	0
Most common type of security incident	None	Number of child friendly spaces	0
Most common type of GBV incident	None	Most reported problem in receiving support	None

EDUCATION		LIVELIHOOD	
Location of nearest education facility	On-site	Number of families with source of income	20
% children going to school	<25%	Access to income generating activities	Yes

COMMUNICATION			
Main source for obtaining information	Local leader/Community leader	Main topic of information requested	Distribution



<b>Site ID</b>	<b>BO_S053</b>
<b>Site Type</b>	Camp
<b>Site Classification</b>	Spontaneous
<b>Site Open Date</b>	25-Sep-14
<b>Admin 1</b>	BORNO
<b>Admin 2</b>	MAIDUGURI M. C.
<b>Admin 3</b>	SHEHURI NORTH
<b>Latitude</b>	11.855710
<b>Longitude</b>	13.161910

### 351

Households (HH)

### 1850

Individuals

### Round 19

24 September 2017

#### DEMOGRAPHICS

Age/Sex	<1 year	1-5 years	6-17 years	18-59 years	>60 years	Total
Male	18	75	263	254	21	631
Female	27	118	400	587	87	1,219
<b>Total</b>	<b>45</b>	<b>193</b>	<b>663</b>	<b>841</b>	<b>108</b>	<b>1,850</b>

#### VULNERABLE GROUPS

Pregnant Women	32	1.7%
Breastfeeding Mothers	50	2.7%
Persons with Physical Disabilities	0	0.0%
Persons with Mental Disabilities	0	0.0%
Single Female Headed Households	28	1.5%
Single Male Headed Households	0	0.0%
Older Persons	108	5.8%
<b>Total</b>	<b>218</b>	<b>11.8%</b>

#### MOBILITY

Place of Origin of Largest IDP Group	BORNO	BAMA	KASUGULA
Place of Origin of 2nd Largest IDP Group	BORNO	KONDUGA	KONDUGA
Area of intended return for Largest IDP Group	Place of origin		
Barriers to return home for Largest IDP Group	Accessibility		

#### SITE MANAGEMENT AGENCY (SMA)

Type of SMA	INGO	Agency Name	MEDICIN DU MONDE
SMA Contact Name	MEDICIN DU MONDE	Phone Number	8025500348

#### SERVICES

##### SHELTER

% families living outside (no shelter)	None	Most needed NFIs	Blankets/Mats
% families living in emergency shelter	>75%	% HHs with mosquito nets	<75%
% families living in makeshift shelter	None	% HHs with access to safe cooking facilities	None
% families living indoors (solid walls)	<25%	% HHs with access to electricity	None

##### HEALTH

Location of health facilities/services	On-site (<3 km)	Access to health facility/services	Yes
Health facilities/services provider	INGO	Most prevalent health problems	Malaria

##### WASH

Location of site's main water source	On-site (<10 mn)	Total number functioning toilets	18
Liters of water per person per day	>15 ltr	Separate male/female toilets	Yes
Main problems with drinking water	None	Separate male/female bathing areas	Yes

##### FOOD

Access to food	Yes, on site	Frequency of food distribution	Once a month
Access to market	Yes	Supplementary feeding for pregnant/lactant mothers?	No
Most common source for obtaining food	Distribution	Supplementary feeding for children?	No

##### PROTECTION

Security provided on-site	Yes	GBV referral mechanism in place	No
Main security provider	Police	Number of women friendly spaces	0
Most common type of security incident	None	Number of child friendly spaces	0
Most common type of GBV incident	None	Most reported problem in receiving support	None

##### EDUCATION

Location of nearest education facility	On-site	Number of families with source of income	17
% children going to school	<75%	Access to income generating activities	Yes

##### COMMUNICATION

Main source for obtaining information	Local leader/Community leader	Main topic of information requested	Distribution
---------------------------------------	-------------------------------	-------------------------------------	--------------



# ORJI KALU HOUSE

Site Profile

DTM

Nigeria



26

Households (HH)

136

Individuals

Round 19

24 September 2017

<b>Site ID</b>	<b>BO_S056</b>
<b>Site Type</b>	Collective Settlement/Centre
<b>Site Classification</b>	Spontaneous
<b>Site Open Date</b>	1-Sep-14
<b>Admin 1</b>	BORNO
<b>Admin 2</b>	JERE
<b>Admin 3</b>	MAIRI
<b>Latitude</b>	11.816100
<b>Longitude</b>	13.189710

## DEMOGRAPHICS

Age/Sex	<1 year	1-5 years	6-17 years	18-59 years	>60 years	Total
Male	7	12	23	21	2	65
Female	7	16	19	26	3	71
<b>Total</b>	<b>14</b>	<b>28</b>	<b>42</b>	<b>47</b>	<b>5</b>	<b>136</b>

## VULNERABLE GROUPS

Pregnant Women	5	3.7%
Breastfeeding Mothers	21	15.4%
Persons with Physical Disabilities	2	1.5%
Persons with Mental Disabilities	0	0.0%
Single Female Headed Households	2	1.5%
Single Male Headed Households	4	2.9%
Older Persons	5	3.7%
<b>Total</b>	<b>39</b>	<b>28.7%</b>

## MOBILITY

Place of Origin of Largest IDP Group	BORNO	BAMA	BUDUWA / BULA CHIRABE
Place of Origin of 2nd Largest IDP Group	BORNO	KONDUGA	KONDUGA
Area of intended return for Largest IDP Group	Place of origin		
Barriers to return home for Largest IDP Group	House damaged/destroyed		

## SITE MANAGEMENT AGENCY (SMA)

Type of SMA	NULL	Agency Name	NULL
SMA Contact Name	NULL	Phone Number	NULL

## SERVICES

### SHELTER

% families living outside (no shelter)	None	Most needed NFIs	Kitchen sets
% families living in emergency shelter	None	% HHs with mosquito nets	<50%
% families living in makeshift shelter	None	% HHs with access to safe cooking facilities	<25%
% families living indoors (solid walls)	>75%	% HHs with access to electricity	None

### HEALTH

Location of health facilities/services	On-site (<3 km)	Access to health facility/services	Yes
Health facilities/services provider	Government	Most prevalent health problems	Malaria

### WASH

Location of site's main water source	On-site (<10 mn)	Total number functioning toilets	0
Liters of water per person per day	>15 ltr	Separate male/female toilets	Yes
Main problems with drinking water	None	Separate male/female bathing areas	No

### FOOD

Access to food	Yes, on site	Frequency of food distribution	Irregular
Access to market	Yes	Supplementary feeding for pregnant/lactant mothers?	Yes
Most common source for obtaining food	Cash	Supplementary feeding for children?	Yes

### PROTECTION

Security provided on-site	Yes	GBV referral mechanism in place	No
Main security provider	Local Authorities	Number of women friendly spaces	0
Most common type of security incident	None	Number of child friendly spaces	0
Most common type of GBV incident	None	Most reported problem in receiving support	None

### EDUCATION

Location of nearest education facility	On-site	Number of families with source of income	0
% children going to school	<50%	Access to income generating activities	Yes

### COMMUNICATION

Main source for obtaining information	Friends, neighbors and family	Main topic of information requested	Situation in areas of origin
---------------------------------------	-------------------------------	-------------------------------------	------------------------------



# GENERAL HOSPITAL BAMA

Site Profile

DTM

Nigeria



4884

Households (HH)

15178

Individuals

Round 19

24 September 2017

### DEMOGRAPHICS

Age/Sex	<1 year	1-5 years	6-17 years	18-59 years	>60 years	Total
Male	403	982	2,135	2,893	283	6,696
Female	475	904	2,667	4,040	396	8,482
<b>Total</b>	<b>878</b>	<b>1,886</b>	<b>4,802</b>	<b>6,933</b>	<b>679</b>	<b>15,178</b>

### VULNERABLE GROUPS

Pregnant Women	234	1.5%
Breastfeeding Mothers	885	5.8%
Persons with Physical Disabilities	0	0.0%
Persons with Mental Disabilities	0	0.0%
Single Female Headed Households	1,581	10.4%
Single Male Headed Households	721	4.8%
Older Persons	679	4.5%
<b>Total</b>	<b>4100</b>	<b>27.0%</b>

<b>Site ID</b>	<b>BO_S057</b>
<b>Site Type</b>	Camp
<b>Site Classification</b>	Spontaneous
<b>Site Open Date</b>	NULL
<b>Admin 1</b>	BORNO
<b>Admin 2</b>	BAMA
<b>Admin 3</b>	KASUGULA
<b>Latitude</b>	11.531380
<b>Longitude</b>	13.687220

### MOBILITY

Place of Origin of Largest IDP Group	BORNO	BAMA	KUMSHE /NDUGUNO
Place of Origin of 2nd Largest IDP Group	BORNO	BAMA	DIPCHARI / JERE / DAR-JAMAL / KO
Area of intended return for Largest IDP Group	Place of origin		
Barriers to return home for Largest IDP Group	Lack of safety		

### SITE MANAGEMENT AGENCY (SMA)

Type of SMA	Government	Agency Name	SEMA
SMA Contact Name	SEMA	Phone Number	8036550233

### SERVICES

#### SHELTER

% families living outside (no shelter)	None	Most needed NFIs	Blankets/Mats
% families living in emergency shelter	<75%	% HHs with mosquito nets	<50%
% families living in makeshift shelter	<25%	% HHs with access to safe cooking facilities	>75%
% families living indoors (solid walls)	<25%	% HHs with access to electricity	None

#### HEALTH

Location of health facilities/services	On-site (<3 km)	Access to health facility/services	Yes
Health facilities/services provider	Government	Most prevalent health problems	Fever

#### WASH

Location of site's main water source	On-site (<10 mn)	Total number functioning toilets	0
Liters of water per person per day	10 - 15 ltr	Separate male/female toilets	No
Main problems with drinking water	None	Separate male/female bathing areas	No

#### FOOD

Access to food	Yes, on site	Frequency of food distribution	Twice a week
Access to market	Yes	Supplementary feeding for pregnant/lactant mothers?	No
Most common source for obtaining food	Distribution	Supplementary feeding for children?	Yes

#### PROTECTION

Security provided on-site	Yes	GBV referral mechanism in place	Yes
Main security provider	Military	Number of women friendly spaces	0
Most common type of security incident	None	Number of child friendly spaces	0
Most common type of GBV incident	None	Most reported problem in receiving support	None

#### EDUCATION

Location of nearest education facility	On-site	Number of families with source of income	1200
% children going to school	<50%	Access to income generating activities	Yes

#### COMMUNICATION

Main source for obtaining information	Local leader/Community leader	Main topic of information requested	Other relief assistance
---------------------------------------	-------------------------------	-------------------------------------	-------------------------



# BOARDING SCHOOL

Site Profile

DTM

Nigeria



1055

Households (HH)

6912

Individuals

Round 19

24 September 2017

Site ID	BO_S058
Site Type	Collective Settlement/Centre
Site Classification	Spontaneous
Site Open Date	15-Aug-16
Admin 1	BORNO
Admin 2	KONDUGA
Admin 3	KONDUGA
Latitude	11.664530
Longitude	13.396050

### DEMOGRAPHICS

Age/Sex	<1 year	1-5 years	6-17 years	18-59 years	>60 years	Total
Male	455	372	801	702	176	2,506
Female	479	708	1,551	1,333	335	4,406
<b>Total</b>	<b>934</b>	<b>1,080</b>	<b>2,352</b>	<b>2,035</b>	<b>511</b>	<b>6,912</b>

### VULNERABLE GROUPS

Pregnant Women	138	2.0%
Breastfeeding Mothers	1,013	14.7%
Persons with Physical Disabilities	11	0.2%
Persons with Mental Disabilities	3	0.0%
Single Female Headed Households	116	1.7%
Single Male Headed Households	14	0.2%
Older Persons	511	7.4%
<b>Total</b>	<b>1806</b>	<b>26.1%</b>

### MOBILITY

Place of Origin of Largest IDP Group	BORNO	KONDUGA	KELUMIRI / NGALBI AMARI / YALE
Place of Origin of 2nd Largest IDP Group	BORNO	KONDUGA	MASBA / DALWA WEST
Area of intended return for Largest IDP Group	Place of origin		
Barriers to return home for Largest IDP Group	Lack of safety		

### SITE MANAGEMENT AGENCY (SMA)

Type of SMA	Government	Agency Name	SEMA
SMA Contact Name	SEMA	Phone Number	8030602008

### SERVICES

#### SHELTER

% families living outside (no shelter)	<25%	Most needed NFIs	Soap
% families living in emergency shelter	>75%	% HHs with mosquito nets	>75%
% families living in makeshift shelter	None	% HHs with access to safe cooking facilities	<50%
% families living indoors (solid walls)	<25%	% HHs with access to electricity	None

#### HEALTH

Location of health facilities/services	On-site (<3 km)	Access to health facility/services	Yes
Health facilities/services provider	INGO	Most prevalent health problems	Malaria

#### WASH

Location of site's main water source	On-site (<10 mn)	Total number functioning toilets	300
Liters of water per person per day	10 - 15 ltr	Separate male/female toilets	Yes
Main problems with drinking water	None	Separate male/female bathing areas	Yes

#### FOOD

Access to food	Yes, on site	Frequency of food distribution	Once a month
Access to market	Yes	Supplementary feeding for pregnant/lactant mothers?	Yes
Most common source for obtaining food	Cash	Supplementary feeding for children?	Yes

#### PROTECTION

Security provided on-site	Yes	GBV referral mechanism in place	No
Main security provider	Military	Number of women friendly spaces	0
Most common type of security incident	None	Number of child friendly spaces	1
Most common type of GBV incident	None	Most reported problem in receiving support	Not enough assistance for all entitled

#### EDUCATION

Location of nearest education facility	On-site	Number of families with source of income	0
% children going to school	>75%	Access to income generating activities	Yes

#### COMMUNICATION

Main source for obtaining information	Local leader/Community leader	Main topic of information requested	Distribution
---------------------------------------	-------------------------------	-------------------------------------	--------------


**3573**

Households (HH)

**24316**

Individuals

**Round 19**

24 September 2017

**DEMOGRAPHICS**

Age/Sex	<1 year	1-5 years	6-17 years	18-59 years	>60 years	Total
Male	986	2,403	3,414	3,535	603	10,941
Female	1,206	2,938	4,173	4,320	738	13,375
<b>Total</b>	<b>2,192</b>	<b>5,341</b>	<b>7,587</b>	<b>7,855</b>	<b>1,341</b>	<b>24,316</b>

**VULNERABLE GROUPS**

Pregnant Women	245	1.0%
Breastfeeding Mothers	2,861	11.8%
Persons with Physical Disabilities	12	0.0%
Persons with Mental Disabilities	9	0.0%
Single Female Headed Households	1,325	5.4%
Single Male Headed Households	41	0.2%
Older Persons	1,341	5.5%
<b>Total</b>	<b>5834</b>	<b>24.0%</b>

<b>Site ID</b>	<b>BO_S059</b>
<b>Site Type</b>	Collective Settlement/Centre
<b>Site Classification</b>	Spontaneous
<b>Site Open Date</b>	11-Nov-15
<b>Admin 1</b>	BORNO
<b>Admin 2</b>	MONGUNO
<b>Admin 3</b>	MONGUNO
<b>Latitude</b>	12.679540
<b>Longitude</b>	13.623060

**MOBILITY**

Place of Origin of Largest IDP Group	BORNO	MARTE	NULL
Place of Origin of 2nd Largest IDP Group	BORNO	MARTE	NJINE
Area of intended return for Largest IDP Group	Place of origin		
Barriers to return home for Largest IDP Group	Lack of safety		

**SITE MANAGEMENT AGENCY (SMA)**

Type of SMA	Government	Agency Name	SEMA
SMA Contact Name	SEMA	Phone Number	NULL

**SERVICES**

SHELTER			
% families living outside (no shelter)	None	Most needed NFIs	Kitchen sets
% families living in emergency shelter	<25%	% HHs with mosquito nets	<75%
% families living in makeshift shelter	<75%	% HHs with access to safe cooking facilities	<75%
% families living indoors (solid walls)	<25%	% HHs with access to electricity	None

HEALTH			
Location of health facilities/services	On-site (<3 km)	Access to health facility/services	Yes
Health facilities/services provider	INGO	Most prevalent health problems	Fever

WASH			
Location of site's main water source	On-site (<10 mn)	Total number functioning toilets	72
Liters of water per person per day	>15 ltr	Separate male/female toilets	Yes
Main problems with drinking water	None	Separate male/female bathing areas	Yes

FOOD			
Access to food	Yes, on site	Frequency of food distribution	Once a month
Access to market	Yes	Supplementary feeding for pregnant/lactant mothers?	Yes
Most common source for obtaining food	Cash	Supplementary feeding for children?	Yes

PROTECTION			
Security provided on-site	Yes	GBV referral mechanism in place	No
Main security provider	Self organized	Number of women friendly spaces	0
Most common type of security incident	None	Number of child friendly spaces	0
Most common type of GBV incident	None	Most reported problem in receiving support	None

EDUCATION		LIVELIHOOD	
Location of nearest education facility	On-site	Number of families with source of income	0
% children going to school	<50%	Access to income generating activities	Yes

COMMUNICATION			
Main source for obtaining information	Friends, neighbors and family	Main topic of information requested	Situation in areas of origin





# GAJIRAM CENTRAL PRI. SCH. 1

Site Profile

DTM

Nigeria



109

Households (HH)

606

Individuals

Round 19

24 September 2017

<b>Site ID</b>	<b>BO_S062</b>
<b>Site Type</b>	Collective Settlement/Centre
<b>Site Classification</b>	Spontaneous
<b>Site Open Date</b>	18-Jan-16
<b>Admin 1</b>	BORNO
<b>Admin 2</b>	NGANZAI
<b>Admin 3</b>	GAJIRAM
<b>Latitude</b>	12.394030
<b>Longitude</b>	13.207230

### DEMOGRAPHICS

Age/Sex	<1 year	1-5 years	6-17 years	18-59 years	>60 years	Total
Male	23	52	97	114	9	295
Female	19	51	102	128	11	311
<b>Total</b>	<b>42</b>	<b>103</b>	<b>199</b>	<b>242</b>	<b>20</b>	<b>606</b>

### VULNERABLE GROUPS

Pregnant Women	44	7.3%
Breastfeeding Mothers	52	8.6%
Persons with Physical Disabilities	2	0.3%
Persons with Mental Disabilities	4	0.7%
Single Female Headed Households	12	2.0%
Single Male Headed Households	3	0.5%
Older Persons	20	3.3%
<b>Total</b>	<b>137</b>	<b>22.6%</b>

### MOBILITY

Place of Origin of Largest IDP Group	BORNO	NGANZAI	BADU
Place of Origin of 2nd Largest IDP Group	BORNO	GUZAMALA	NULL
Area of intended return for Largest IDP Group	Place of origin		
Barriers to return home for Largest IDP Group	Lack of safety		

### SITE MANAGEMENT AGENCY (SMA)

Type of SMA	NULL	Agency Name	NULL
SMA Contact Name	NULL	Phone Number	NULL

### SERVICES

#### SHELTER

% families living outside (no shelter)	None	Most needed NFIs	Mosquito nets
% families living in emergency shelter	None	% HHs with mosquito nets	<50%
% families living in makeshift shelter	<50%	% HHs with access to safe cooking facilities	<50%
% families living indoors (solid walls)	<75%	% HHs with access to electricity	None

#### HEALTH

Location of health facilities/services	Off-site (<3 km)	Access to health facility/services	Yes
Health facilities/services provider	NGO	Most prevalent health problems	Diarrhea

#### WASH

Location of site's main water source	Off-site (>10 mn)	Total number functioning toilets	2
Liters of water per person per day	5 - 10 ltr	Separate male/female toilets	No
Main problems with drinking water	None	Separate male/female bathing areas	No

#### FOOD

Access to food	Yes, on site	Frequency of food distribution	Irregular
Access to market	Yes	Supplementary feeding for pregnant/lactant mothers?	No
Most common source for obtaining food	Cash	Supplementary feeding for children?	No

#### PROTECTION

Security provided on-site	Yes	GBV referral mechanism in place	No
Main security provider	Self organized	Number of women friendly spaces	0
Most common type of security incident	None	Number of child friendly spaces	0
Most common type of GBV incident	None	Most reported problem in receiving support	Not enough assistance for all entitled

#### EDUCATION

Location of nearest education facility	On-site	Number of families with source of income	89
% children going to school	<25%	Access to income generating activities	Yes

#### COMMUNICATION

Main source for obtaining information	Local leader/Community leader	Main topic of information requested	Safety and Security
---------------------------------------	-------------------------------	-------------------------------------	---------------------



# GAJIRAM CENTRAL PRI. SCH. 2

Site Profile

DTM

Nigeria



177

Households (HH)

985

Individuals

Round 19

24 September 2017

### DEMOGRAPHICS

Age/Sex	<1 year	1-5 years	6-17 years	18-59 years	>60 years	Total
Male	49	75	118	178	22	442
Female	30	83	180	220	30	543
<b>Total</b>	<b>79</b>	<b>158</b>	<b>298</b>	<b>398</b>	<b>52</b>	<b>985</b>

### VULNERABLE GROUPS

Pregnant Women	90	9.1%
Breastfeeding Mothers	95	9.6%
Persons with Physical Disabilities	7	0.7%
Persons with Mental Disabilities	3	0.3%
Single Female Headed Households	11	1.1%
Single Male Headed Households	5	0.5%
Older Persons	52	5.3%
<b>Total</b>	<b>263</b>	<b>26.7%</b>

<b>Site ID</b>	<b>BO_S063</b>
<b>Site Type</b>	Collective Settlement/Centre
<b>Site Classification</b>	Spontaneous
<b>Site Open Date</b>	NULL
<b>Admin 1</b>	BORNO
<b>Admin 2</b>	NGANZAI
<b>Admin 3</b>	GAJIRAM
<b>Latitude</b>	12.494380
<b>Longitude</b>	13.216740

### MOBILITY

Place of Origin of Largest IDP Group	BORNO	MONGUNO	MOFIO
Place of Origin of 2nd Largest IDP Group	BORNO	NGANZAI	SUGUNDURE
Area of intended return for Largest IDP Group	Place of origin		
Barriers to return home for Largest IDP Group	Lack of safety		

### SITE MANAGEMENT AGENCY (SMA)

Type of SMA	NULL	Agency Name	NULL
SMA Contact Name	NULL	Phone Number	NULL

### SERVICES

#### SHELTER

% families living outside (no shelter)	<25%	Most needed NFIs	Blankets/Mats
% families living in emergency shelter	None	% HHs with mosquito nets	<75%
% families living in makeshift shelter	<25%	% HHs with access to safe cooking facilities	<25%
% families living indoors (solid walls)	<75%	% HHs with access to electricity	None

#### HEALTH

Location of health facilities/services	On-site (<3 km)	Access to health facility/services	Yes
Health facilities/services provider	NGO	Most prevalent health problems	Diarrhea

#### WASH

Location of site's main water source	On-site (<10 mn)	Total number functioning toilets	0
Liters of water per person per day	5 - 10 ltr	Separate male/female toilets	No
Main problems with drinking water	None	Separate male/female bathing areas	No

#### FOOD

Access to food	Yes, on site	Frequency of food distribution	Irregular
Access to market	Yes	Supplementary feeding for pregnant/lactant mothers?	No
Most common source for obtaining food	Cash	Supplementary feeding for children?	No

#### PROTECTION

Security provided on-site	Yes	GBV referral mechanism in place	No
Main security provider	Self organized	Number of women friendly spaces	0
Most common type of security incident	None	Number of child friendly spaces	0
Most common type of GBV incident	None	Most reported problem in receiving support	None

#### EDUCATION

Location of nearest education facility	None	Number of families with source of income	150
% children going to school	None	Access to income generating activities	Yes

#### COMMUNICATION

Main source for obtaining information	Religious leader	Main topic of information requested	Safety and Security
---------------------------------------	------------------	-------------------------------------	---------------------



# LG QUARTERS

Site Profile

DTM

Nigeria



789

Households (HH)

4337

Individuals

Round 19

24 September 2017

### DEMOGRAPHICS

Age/Sex	<1 year	1-5 years	6-17 years	18-59 years	>60 years	Total
Male	187	295	588	781	137	1,988
Female	158	359	716	954	162	2,349
<b>Total</b>	<b>345</b>	<b>654</b>	<b>1,304</b>	<b>1,735</b>	<b>299</b>	<b>4,337</b>

### VULNERABLE GROUPS

Pregnant Women	201	4.6%
Breastfeeding Mothers	362	8.3%
Persons with Physical Disabilities	6	0.1%
Persons with Mental Disabilities	5	0.1%
Single Female Headed Households	26	0.6%
Single Male Headed Households	5	0.1%
Older Persons	299	6.9%
<b>Total</b>	<b>904</b>	<b>20.8%</b>

<b>Site ID</b>	<b>BO_S064</b>
<b>Site Type</b>	Collective Settlement/Centre
<b>Site Classification</b>	Spontaneous
<b>Site Open Date</b>	15-Feb-16
<b>Admin 1</b>	BORNO
<b>Admin 2</b>	NGANZAI
<b>Admin 3</b>	GAJIRAM
<b>Latitude</b>	12.484980
<b>Longitude</b>	13.211780

### MOBILITY

Place of Origin of Largest IDP Group	BORNO	MONGUNO	ZULUM
Place of Origin of 2nd Largest IDP Group	BORNO	NGANZAI	SUGUNDURE
Area of intended return for Largest IDP Group	Place of origin		
Barriers to return home for Largest IDP Group	Lack of safety		

### SITE MANAGEMENT AGENCY (SMA)

Type of SMA	NULL	Agency Name	NULL
SMA Contact Name	NULL	Phone Number	NULL

### SERVICES

SHELTER			
% families living outside (no shelter)	None	Most needed NFIs	Mosquito nets
% families living in emergency shelter	<50%	% HHs with mosquito nets	<50%
% families living in makeshift shelter	<25%	% HHs with access to safe cooking facilities	<25%
% families living indoors (solid walls)	<50%	% HHs with access to electricity	None

HEALTH			
Location of health facilities/services	On-site (<3 km)	Access to health facility/services	Yes
Health facilities/services provider	NGO	Most prevalent health problems	Malaria

WASH			
Location of site's main water source	On-site (<10 mn)	Total number functioning toilets	3
Liters of water per person per day	5 - 10 ltr	Separate male/female toilets	No
Main problems with drinking water	None	Separate male/female bathing areas	No

FOOD			
Access to food	Yes, on site	Frequency of food distribution	Irregular
Access to market	Yes	Supplementary feeding for pregnant/lactant mothers?	No
Most common source for obtaining food	Cash	Supplementary feeding for children?	No

PROTECTION			
Security provided on-site	Yes	GBV referral mechanism in place	No
Main security provider	Self organized	Number of women friendly spaces	0
Most common type of security incident	None	Number of child friendly spaces	0
Most common type of GBV incident	None	Most reported problem in receiving support	Not enough assistance for all entitled

EDUCATION		LIVELIHOOD	
Location of nearest education facility	None	Number of families with source of income	355
% children going to school	None	Access to income generating activities	Yes

COMMUNICATION			
Main source for obtaining information	Local leader/Community leader	Main topic of information requested	Safety and Security

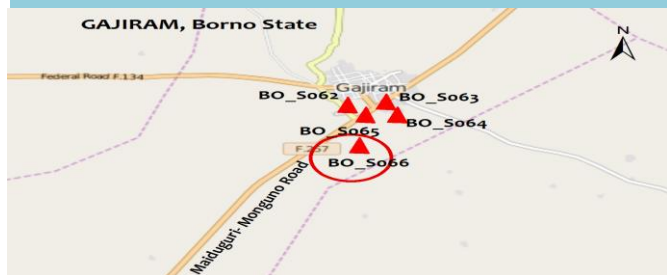


# BOARDING PRIMARY SCHOOL

Site Profile

DTM

Nigeria



235

Households (HH)

1079

Individuals

Round 19

24 September 2017

## DEMOGRAPHICS

Age/Sex	<1 year	1-5 years	6-17 years	18-59 years	>60 years	Total
Male	49	74	141	195	33	492
Female	39	91	184	235	38	587
<b>Total</b>	<b>88</b>	<b>165</b>	<b>325</b>	<b>430</b>	<b>71</b>	<b>1,079</b>

## VULNERABLE GROUPS

Pregnant Women	109	10.1%
Breastfeeding Mothers	102	9.5%
Persons with Physical Disabilities	4	0.4%
Persons with Mental Disabilities	6	0.6%
Single Female Headed Households	19	1.8%
Single Male Headed Households	4	0.4%
Older Persons	71	6.6%
<b>Total</b>	<b>315</b>	<b>29.2%</b>

<b>Site ID</b>	<b>BO_S066</b>
<b>Site Type</b>	Collective Settlement/Centre
<b>Site Classification</b>	Spontaneous
<b>Site Open Date</b>	18-Feb-16
<b>Admin 1</b>	BORNO
<b>Admin 2</b>	NGANZAI
<b>Admin 3</b>	GAJIRAM
<b>Latitude</b>	12.480920
<b>Longitude</b>	13.206530

## MOBILITY

Place of Origin of Largest IDP Group	BORNO	MONGUNO	SURE
Place of Origin of 2nd Largest IDP Group	BORNO	NGANZAI	NULL
Area of intended return for Largest IDP Group	Place of origin		
Barriers to return home for Largest IDP Group	Lack of safety		

## SITE MANAGEMENT AGENCY (SMA)

Type of SMA	NULL	Agency Name	NULL
SMA Contact Name	NULL	Phone Number	NULL

## SERVICES

### SHELTER

% families living outside (no shelter)	None	Most needed NFIs	Mosquito nets
% families living in emergency shelter	<50%	% HHs with mosquito nets	<50%
% families living in makeshift shelter	<25%	% HHs with access to safe cooking facilities	<50%
% families living indoors (solid walls)	<50%	% HHs with access to electricity	None

### HEALTH

Location of health facilities/services	On-site (<3 km)	Access to health facility/services	Yes
Health facilities/services provider	NGO	Most prevalent health problems	Malaria

### WASH

Location of site's main water source	On-site (<10 mn)	Total number functioning toilets	15
Liters of water per person per day	5 - 10 ltr	Separate male/female toilets	No
Main problems with drinking water	None	Separate male/female bathing areas	Yes

### FOOD

Access to food	Yes, on site	Frequency of food distribution	Irregular
Access to market	Yes	Supplementary feeding for pregnant/lactant mothers?	No
Most common source for obtaining food	Cash	Supplementary feeding for children?	No

### PROTECTION

Security provided on-site	Yes	GBV referral mechanism in place	No
Main security provider	Self organized	Number of women friendly spaces	0
Most common type of security incident	None	Number of child friendly spaces	0
Most common type of GBV incident	None	Most reported problem in receiving support	Not enough assistance for all entitled

### EDUCATION

Location of nearest education facility	None	Number of families with source of income	107
% children going to school	None	Access to income generating activities	Yes

### COMMUNICATION

Main source for obtaining information	Local leader/Community leader	Main topic of information requested	Safety and Security
---------------------------------------	-------------------------------	-------------------------------------	---------------------


**45**

Households (HH)

**301**

Individuals

**Round 19**

24 September 2017

<b>Site ID</b>	<b>BO_S067</b>
<b>Site Type</b>	Collective Settlement/Centre
<b>Site Classification</b>	Spontaneous
<b>Site Open Date</b>	1-Apr-15
<b>Admin 1</b>	BORNO
<b>Admin 2</b>	JERE
<b>Admin 3</b>	OLD MAIDUGURI
<b>Latitude</b>	11.870710
<b>Longitude</b>	13.189540

**DEMOGRAPHICS**

Age/Sex	<1 year	1-5 years	6-17 years	18-59 years	>60 years	Total
Male	5	28	41	53	4	131
Female	7	35	55	67	6	170
<b>Total</b>	<b>12</b>	<b>63</b>	<b>96</b>	<b>120</b>	<b>10</b>	<b>301</b>

**VULNERABLE GROUPS**

Pregnant Women	4	1.3%
Breastfeeding Mothers	15	5.0%
Persons with Physical Disabilities	0	0.0%
Persons with Mental Disabilities	0	0.0%
Single Female Headed Households	0	0.0%
Single Male Headed Households	0	0.0%
Older Persons	10	3.3%
<b>Total</b>	<b>29</b>	<b>9.6%</b>

**MOBILITY**

Place of Origin of Largest IDP Group	BORNO	JERE	NGUDAA/ADDAMARI
Place of Origin of 2nd Largest IDP Group	BORNO	DIKWA	DIKWA
Area of intended return for Largest IDP Group	Place of origin		
Barriers to return home for Largest IDP Group	Lack of safety		

**SITE MANAGEMENT AGENCY (SMA)**

Type of SMA	NULL	Agency Name	NULL
SMA Contact Name	NULL	Phone Number	NULL

**SERVICES**

SHELTER			
% families living outside (no shelter)	None	Most needed NFIs	Blankets/Mats
% families living in emergency shelter	None	% HHs with mosquito nets	<50%
% families living in makeshift shelter	>75%	% HHs with access to safe cooking facilities	>75%
% families living indoors (solid walls)	None	% HHs with access to electricity	None

HEALTH			
Location of health facilities/services	Off-site (<3 km)	Access to health facility/services	Yes
Health facilities/services provider	INGO	Most prevalent health problems	Malaria

WASH			
Location of site's main water source	On-site (<10 mn)	Total number functioning toilets	0
Liters of water per person per day	>15 ltr	Separate male/female toilets	No
Main problems with drinking water	None	Separate male/female bathing areas	No

FOOD			
Access to food	Yes, on site	Frequency of food distribution	Irregular
Access to market	Yes	Supplementary feeding for pregnant/lactant mothers?	No
Most common source for obtaining food	Cash	Supplementary feeding for children?	Yes

PROTECTION			
Security provided on-site	Yes	GBV referral mechanism in place	Yes
Main security provider	Self organized	Number of women friendly spaces	0
Most common type of security incident	None	Number of child friendly spaces	0
Most common type of GBV incident	None	Most reported problem in receiving support	None

EDUCATION		LIVELIHOOD	
Location of nearest education facility	Off-site	Number of families with source of income	0
% children going to school	None	Access to income generating activities	Yes

COMMUNICATION			
Main source for obtaining information	Friends, neighbors and family	Main topic of information requested	Distribution



# FARIA GIDAN BLOCK CAMP

Site Profile

DTM

Nigeria



1086

Households (HH)

5428

Individuals

Round 19

24 September 2017

<b>Site ID</b>	<b>BO_S068</b>
<b>Site Type</b>	Camp
<b>Site Classification</b>	Spontaneous
<b>Site Open Date</b>	NULL
<b>Admin 1</b>	BORNO
<b>Admin 2</b>	JERE
<b>Admin 3</b>	OLD MAIDUGURI
<b>Latitude</b>	11.867380
<b>Longitude</b>	13.181570

## DEMOGRAPHICS

Age/Sex	<1 year	1-5 years	6-17 years	18-59 years	>60 years	Total
Male	101	501	705	1,101	71	2,479
Female	116	639	1,032	1,070	92	2,949
<b>Total</b>	<b>217</b>	<b>1,140</b>	<b>1,737</b>	<b>2,171</b>	<b>163</b>	<b>5,428</b>

## VULNERABLE GROUPS

Pregnant Women	72	1.3%
Breastfeeding Mothers	220	4.1%
Persons with Physical Disabilities	0	0.0%
Persons with Mental Disabilities	0	0.0%
Single Female Headed Households	42	0.8%
Single Male Headed Households	31	0.6%
Older Persons	163	3.0%
<b>Total</b>	<b>528</b>	<b>9.7%</b>

## MOBILITY

Place of Origin of Largest IDP Group	BORNO	MARTE	KIRENOWA
Place of Origin of 2nd Largest IDP Group	BORNO	BAMA	KASUGULA
Area of intended return for Largest IDP Group	Place of origin		
Barriers to return home for Largest IDP Group	Lack of safety		

## SITE MANAGEMENT AGENCY (SMA)

Type of SMA	INGO	Agency Name	NA
SMA Contact Name	NA	Phone Number	NULL

## SERVICES

### SHELTER

% families living outside (no shelter)	None	Most needed NFIs	Blankets/Mats
% families living in emergency shelter	<75%	% HHs with mosquito nets	<50%
% families living in makeshift shelter	<50%	% HHs with access to safe cooking facilities	<75%
% families living indoors (solid walls)	None	% HHs with access to electricity	None

### HEALTH

Location of health facilities/services	On-site (<3 km)	Access to health facility/services	Yes
Health facilities/services provider	NGO	Most prevalent health problems	Fever

### WASH

Location of site's main water source	On-site (<10 mn)	Total number functioning toilets	0
Liters of water per person per day	>15 ltr	Separate male/female toilets	No
Main problems with drinking water	None	Separate male/female bathing areas	No

### FOOD

Access to food	Yes, on site	Frequency of food distribution	Irregular
Access to market	Yes	Supplementary feeding for pregnant/lactant mothers?	No
Most common source for obtaining food	Cash	Supplementary feeding for children?	Yes

### PROTECTION

Security provided on-site	Yes	GBV referral mechanism in place	Yes
Main security provider	Self organized	Number of women friendly spaces	0
Most common type of security incident	None	Number of child friendly spaces	0
Most common type of GBV incident	None	Most reported problem in receiving support	None

### EDUCATION

Location of nearest education facility	On-site	Number of families with source of income	0
% children going to school	<50%	Access to income generating activities	Yes

### COMMUNICATION

Main source for obtaining information	Friends, neighbors and family	Main topic of information requested	Distribution
---------------------------------------	-------------------------------	-------------------------------------	--------------



# GOMBOLE SITE

Site Profile

DTM

Nigeria



**11**  
Households (HH)

**39**  
Individuals

**Round 19**  
24 September 2017

<b>Site ID</b>	<b>BO_S069</b>
<b>Site Type</b>	Collective Settlement/Centre
<b>Site Classification</b>	Spontaneous
<b>Site Open Date</b>	12-Jun-15
<b>Admin 1</b>	BORNO
<b>Admin 2</b>	JERE
<b>Admin 3</b>	BALE GALTIMARI
<b>Latitude</b>	11.803530
<b>Longitude</b>	13.165180

### DEMOGRAPHICS

Age/Sex	<1 year	1-5 years	6-17 years	18-59 years	>60 years	Total
Male	2	3	4	6	1	16
Female	3	4	6	8	2	23
<b>Total</b>	<b>5</b>	<b>7</b>	<b>10</b>	<b>14</b>	<b>3</b>	<b>39</b>

### VULNERABLE GROUPS

Pregnant Women	2	5.1%
Breastfeeding Mothers	4	10.3%
Persons with Physical Disabilities	2	5.1%
Persons with Mental Disabilities	1	2.6%
Single Female Headed Households	0	0.0%
Single Male Headed Households	0	0.0%
Older Persons	3	7.7%
<b>Total</b>	<b>12</b>	<b>30.8%</b>

### MOBILITY

Place of Origin of Largest IDP Group	BORNO	BAMA	SHEHURI / HAUSARI / MAIRI
Place of Origin of 2nd Largest IDP Group	BORNO	KUKAWA	KUKAWA
Area of intended return for Largest IDP Group	Place of origin		
Barriers to return home for Largest IDP Group	House damaged/destroyed		

### SITE MANAGEMENT AGENCY (SMA)

Type of SMA	NULL	Agency Name	NULL
SMA Contact Name	NULL	Phone Number	NULL

### SERVICES

SHELTER			
% families living outside (no shelter)	None	Most needed NFIs	Mosquito nets
% families living in emergency shelter	None	% HHs with mosquito nets	None
% families living in makeshift shelter	<25%	% HHs with access to safe cooking facilities	<50%
% families living indoors (solid walls)	>75%	% HHs with access to electricity	None

HEALTH			
Location of health facilities/services	Off-site (<3 km)	Access to health facility/services	Yes
Health facilities/services provider	Government	Most prevalent health problems	Malaria

WASH			
Location of site's main water source	On-site (<10 mn)	Total number functioning toilets	0
Liters of water per person per day	10 - 15 ltr	Separate male/female toilets	No
Main problems with drinking water	None	Separate male/female bathing areas	No

FOOD			
Access to food	Yes, on site	Frequency of food distribution	Irregular
Access to market	Yes	Supplementary feeding for pregnant/lactant mothers?	No
Most common source for obtaining food	Cash	Supplementary feeding for children?	No

PROTECTION			
Security provided on-site	Yes	GBV referral mechanism in place	No
Main security provider	Military	Number of women friendly spaces	0
Most common type of security incident	None	Number of child friendly spaces	0
Most common type of GBV incident	None	Most reported problem in receiving support	None

EDUCATION		LIVELIHOOD	
Location of nearest education facility	On-site	Number of families with source of income	0
% children going to school	None	Access to income generating activities	Yes

COMMUNICATION			
Main source for obtaining information	Friends, neighbors and family	Main topic of information requested	Distribution



# CHALLUNURI

Site Profile

DTM

Nigeria



58

Households (HH)

244

Individuals

Round 19

24 September 2017

<b>Site ID</b>	<b>BO_S071</b>
<b>Site Type</b>	Collective Settlement/Centre
<b>Site Classification</b>	Spontaneous
<b>Site Open Date</b>	NULL
<b>Admin 1</b>	BORNO
<b>Admin 2</b>	KONDUGA
<b>Admin 3</b>	DALORI / WANORI
<b>Latitude</b>	11.744680
<b>Longitude</b>	13.266040

### DEMOGRAPHICS

Age/Sex	<1 year	1-5 years	6-17 years	18-59 years	>60 years	Total
Male	3	24	34	41	8	110
Female	4	29	42	50	9	134
<b>Total</b>	<b>7</b>	<b>53</b>	<b>76</b>	<b>91</b>	<b>17</b>	<b>244</b>

### VULNERABLE GROUPS

Pregnant Women	15	6.1%
Breastfeeding Mothers	20	8.2%
Persons with Physical Disabilities	4	1.6%
Persons with Mental Disabilities	2	0.8%
Single Female Headed Households	2	0.8%
Single Male Headed Households	1	0.4%
Older Persons	17	7.0%
<b>Total</b>	<b>61</b>	<b>25.0%</b>

### MOBILITY

Place of Origin of Largest IDP Group	BORNO	JERE	ALAU
Place of Origin of 2nd Largest IDP Group	NULL	NULL	NULL
Area of intended return for Largest IDP Group	Place of origin		
Barriers to return home for Largest IDP Group	Lack of safety		

### SITE MANAGEMENT AGENCY (SMA)

Type of SMA	NULL	Agency Name	NULL
SMA Contact Name	NULL	Phone Number	NULL

### SERVICES

#### SHELTER

% families living outside (no shelter)	None	Most needed NFIs	Mosquito nets
% families living in emergency shelter	None	% HHs with mosquito nets	<25%
% families living in makeshift shelter	>75%	% HHs with access to safe cooking facilities	<25%
% families living indoors (solid walls)	None	% HHs with access to electricity	None

#### HEALTH

Location of health facilities/services	On-site (>3 km)	Access to health facility/services	Yes
Health facilities/services provider	NGO	Most prevalent health problems	Malaria

#### WASH

Location of site's main water source	Off-site (<10 mn)	Total number functioning toilets	0
Liters of water per person per day	10 - 15 ltr	Separate male/female toilets	No
Main problems with drinking water	None	Separate male/female bathing areas	No

#### FOOD

Access to food	Yes, on site	Frequency of food distribution	Irregular
Access to market	Yes	Supplementary feeding for pregnant/lactant mothers?	No
Most common source for obtaining food	Distribution	Supplementary feeding for children?	No

#### PROTECTION

Security provided on-site	Yes	GBV referral mechanism in place	No
Main security provider	Self organized	Number of women friendly spaces	0
Most common type of security incident	None	Number of child friendly spaces	0
Most common type of GBV incident	None	Most reported problem in receiving support	None

#### EDUCATION

Location of nearest education facility	Off-site	Number of families with source of income	37
% children going to school	<25%	Access to income generating activities	Yes

#### COMMUNICATION

Main source for obtaining information	Friends, neighbors and family	Main topic of information requested	Safety and Security
---------------------------------------	-------------------------------	-------------------------------------	---------------------





# KORSO BASHIR CAMP

Site Profile

DTM

Nigeria



<b>Site ID</b>	<b>BO_S072</b>
<b>Site Type</b>	Collective Settlement/Centre
<b>Site Classification</b>	Spontaneous
<b>Site Open Date</b>	NULL
<b>Admin 1</b>	BORNO
<b>Admin 2</b>	JERE
<b>Admin 3</b>	OLD MAIDUGURI
<b>Latitude</b>	11.869320
<b>Longitude</b>	13.164740

71

Households (HH)

355

Individuals

Round 19

24 September 2017

## DEMOGRAPHICS

Age/Sex	<1 year	1-5 years	6-17 years	18-59 years	>60 years	Total
Male	6	31	52	63	5	157
Female	8	44	62	78	6	198
<b>Total</b>	<b>14</b>	<b>75</b>	<b>114</b>	<b>141</b>	<b>11</b>	<b>355</b>

## VULNERABLE GROUPS

Pregnant Women	15	4.2%
Breastfeeding Mothers	25	7.0%
Persons with Physical Disabilities	2	0.6%
Persons with Mental Disabilities	0	0.0%
Single Female Headed Households	8	2.3%
Single Male Headed Households	3	0.8%
Older Persons	11	3.1%
<b>Total</b>	<b>64</b>	<b>18.0%</b>

## MOBILITY

Place of Origin of Largest IDP Group	BORNO	MAFA	MAFA
Place of Origin of 2nd Largest IDP Group	BORNO	MARTE	KIRENOWA
Area of intended return for Largest IDP Group	Place of origin		
Barriers to return home for Largest IDP Group	Lack of safety		

## SITE MANAGEMENT AGENCY (SMA)

Type of SMA	NULL	Agency Name	NULL
SMA Contact Name	NULL	Phone Number	NULL

## SERVICES

### SHELTER

% families living outside (no shelter)	None	Most needed NFIs	Blankets/Mats
% families living in emergency shelter	None	% HHs with mosquito nets	None
% families living in makeshift shelter	>75%	% HHs with access to safe cooking facilities	<75%
% families living indoors (solid walls)	None	% HHs with access to electricity	None

### HEALTH

Location of health facilities/services	Off-site (<3 km)	Access to health facility/services	Yes
Health facilities/services provider	NGO	Most prevalent health problems	Fever

### WASH

Location of site's main water source	On-site (<10 mn)	Total number functioning toilets	0
Liters of water per person per day	>15 ltr	Separate male/female toilets	No
Main problems with drinking water	None	Separate male/female bathing areas	No

### FOOD

Access to food	Yes, on site	Frequency of food distribution	Irregular
Access to market	Yes	Supplementary feeding for pregnant/lactant mothers?	No
Most common source for obtaining food	Cash	Supplementary feeding for children?	No

### PROTECTION

Security provided on-site	Yes	GBV referral mechanism in place	Yes
Main security provider	Self organized	Number of women friendly spaces	0
Most common type of security incident	None	Number of child friendly spaces	0
Most common type of GBV incident	None	Most reported problem in receiving support	None

### EDUCATION

Location of nearest education facility	Off-site	Number of families with source of income	22
% children going to school	<25%	Access to income generating activities	Yes

### COMMUNICATION

Main source for obtaining information	Friends, neighbors and family	Main topic of information requested	Distribution
---------------------------------------	-------------------------------	-------------------------------------	--------------



# 20 HOUSING UNIT

Site Profile

DTM

Nigeria

827

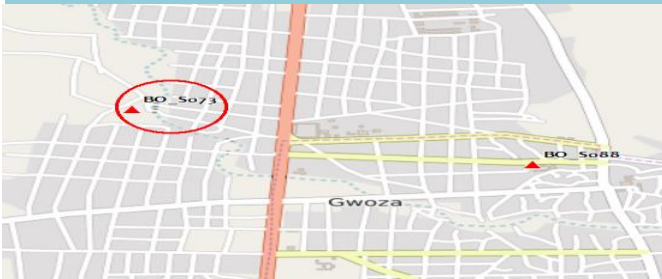
Households (HH)

4962

Individuals

Round 19

24 September 2017



<b>Site ID</b>	<b>BO_S073</b>
<b>Site Type</b>	Collective Settlement/Centre
<b>Site Classification</b>	Spontaneous
<b>Site Open Date</b>	7-Sep-16
<b>Admin 1</b>	BORNO
<b>Admin 2</b>	GWOZA
<b>Admin 3</b>	GWOZA TOWN GADAMAYO
<b>Latitude</b>	11.070020
<b>Longitude</b>	13.689920

### DEMOGRAPHICS

Age/Sex	<1 year	1-5 years	6-17 years	18-59 years	>60 years	Total
Male	183	342	782	476	73	1,856
Female	211	521	1,164	1,112	98	3,106
<b>Total</b>	<b>394</b>	<b>863</b>	<b>1,946</b>	<b>1,588</b>	<b>171</b>	<b>4,962</b>

### VULNERABLE GROUPS

Pregnant Women	53	1.1%
Breastfeeding Mothers	580	11.7%
Persons with Physical Disabilities	2	0.0%
Persons with Mental Disabilities	1	0.0%
Single Female Headed Households	42	0.8%
Single Male Headed Households	3	0.1%
Older Persons	171	3.4%
<b>Total</b>	<b>852</b>	<b>17.2%</b>

### MOBILITY

Place of Origin of Largest IDP Group	BORNO	GWOZA	IMBAGDA/ LIMAN KARA/ NEW SETT
Place of Origin of 2nd Largest IDP Group	BORNO	GWOZA	DURE / WALA / WARABE
Area of intended return for Largest IDP Group	Place of origin		
Barriers to return home for Largest IDP Group	Accessibility		

### SITE MANAGEMENT AGENCY (SMA)

Type of SMA	INGO	Agency Name	N/A
SMA Contact Name	N/A	Phone Number	NULL

### SERVICES

#### SHELTER

% families living outside (no shelter)	None	Most needed NFIs	Soap
% families living in emergency shelter	<75%	% HHs with mosquito nets	>75%
% families living in makeshift shelter	None	% HHs with access to safe cooking facilities	None
% families living indoors (solid walls)	<50%	% HHs with access to electricity	None

#### HEALTH

Location of health facilities/services	On-site (<3 km)	Access to health facility/services	Yes
Health facilities/services provider	INGO	Most prevalent health problems	Malaria

#### WASH

Location of site's main water source	On-site (<10 mn)	Total number functioning toilets	59
Liters of water per person per day	>15 ltr	Separate male/female toilets	No
Main problems with drinking water	None	Separate male/female bathing areas	Yes

#### FOOD

Access to food	Yes, on site	Frequency of food distribution	Once a month
Access to market	No	Supplementary feeding for pregnant/lactant mothers?	Yes
Most common source for obtaining food	Distribution	Supplementary feeding for children?	Yes

#### PROTECTION

Security provided on-site	Yes	GBV referral mechanism in place	No
Main security provider	Military	Number of women friendly spaces	1
Most common type of security incident	None	Number of child friendly spaces	2
Most common type of GBV incident	None	Most reported problem in receiving support	None

#### EDUCATION

Location of nearest education facility	On-site	Number of families with source of income	84
% children going to school	<50%	Access to income generating activities	Yes

#### COMMUNICATION

Main source for obtaining information	Military official	Main topic of information requested	Other relief assistance
---------------------------------------	-------------------	-------------------------------------	-------------------------



# GAYA KOFA

Site Profile

DTM

Nigeria



413

Households (HH)

2127

Individuals

Round 19

24 September 2017

<b>Site ID</b>	<b>BO_S075</b>
<b>Site Type</b>	Collective Settlement/Centre
<b>Site Classification</b>	Spontaneous
<b>Site Open Date</b>	21-Oct-14
<b>Admin 1</b>	BORNO
<b>Admin 2</b>	KONDUGA
<b>Admin 3</b>	DALORI / WANORI
<b>Latitude</b>	11.763290
<b>Longitude</b>	13.235990

### DEMOGRAPHICS

Age/Sex	<1 year	1-5 years	6-17 years	18-59 years	>60 years	Total
Male	28	211	297	354	67	957
Female	35	257	363	433	82	1,170
<b>Total</b>	<b>63</b>	<b>468</b>	<b>660</b>	<b>787</b>	<b>149</b>	<b>2,127</b>

### VULNERABLE GROUPS

Pregnant Women	129	6.1%
Breastfeeding Mothers	164	7.7%
Persons with Physical Disabilities	10	0.5%
Persons with Mental Disabilities	8	0.4%
Single Female Headed Households	10	0.5%
Single Male Headed Households	4	0.2%
Older Persons	149	7.0%
<b>Total</b>	<b>474</b>	<b>22.3%</b>

### MOBILITY

Place of Origin of Largest IDP Group	BORNO	JERE	ALAU
Place of Origin of 2nd Largest IDP Group	BORNO	BAMA	SABSABWA / SOYE/ BULONGU
Area of intended return for Largest IDP Group	Place of origin		
Barriers to return home for Largest IDP Group	Lack of safety		

### SITE MANAGEMENT AGENCY (SMA)

Type of SMA	INGO	Agency Name	IOM
SMA Contact Name	IOM	Phone Number	8060230459

### SERVICES

SHELTER			
% families living outside (no shelter)	None	Most needed NFIs	Mosquito nets
% families living in emergency shelter	None	% HHs with mosquito nets	<50%
% families living in makeshift shelter	>75%	% HHs with access to safe cooking facilities	<25%
% families living indoors (solid walls)	None	% HHs with access to electricity	None

HEALTH			
Location of health facilities/services	On-site (>3 km)	Access to health facility/services	Yes
Health facilities/services provider	Government	Most prevalent health problems	Malaria

WASH			
Location of site's main water source	Off-site (<10 mn)	Total number functioning toilets	0
Liters of water per person per day	<5 ltr	Separate male/female toilets	Yes
Main problems with drinking water	None	Separate male/female bathing areas	Yes

FOOD			
Access to food	Yes, on site	Frequency of food distribution	Irregular
Access to market	No	Supplementary feeding for pregnant/lactant mothers?	No
Most common source for obtaining food	Distribution	Supplementary feeding for children?	No

PROTECTION			
Security provided on-site	Yes	GBV referral mechanism in place	No
Main security provider	Self organized	Number of women friendly spaces	0
Most common type of security incident	None	Number of child friendly spaces	0
Most common type of GBV incident	None	Most reported problem in receiving support	None

EDUCATION		LIVELIHOOD	
Location of nearest education facility	Off-site	Number of families with source of income	50
% children going to school	<50%	Access to income generating activities	Yes

COMMUNICATION			
Main source for obtaining information	Government official	Main topic of information requested	Other relief assistance

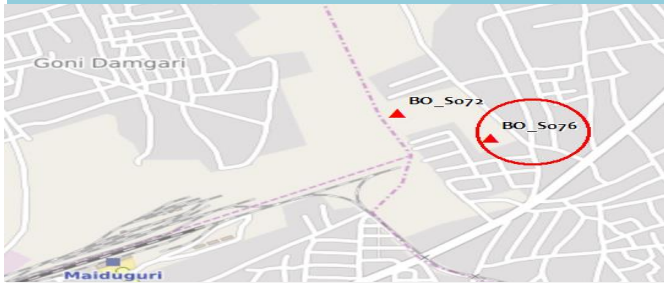


# SHUWARI CAMP

Site Profile

DTM

Nigeria



1149

Households (HH)

6431

Individuals

Round 19

24 September 2017

<b>Site ID</b>	<b>BO_S076</b>
<b>Site Type</b>	Camp
<b>Site Classification</b>	Spontaneous
<b>Site Open Date</b>	20-Jul-17
<b>Admin 1</b>	BORNO
<b>Admin 2</b>	JERE
<b>Admin 3</b>	OLD MAIDUGURI
<b>Latitude</b>	11.867380
<b>Longitude</b>	13.166690

### DEMOGRAPHICS

Age/Sex	<1 year	1-5 years	6-17 years	18-59 years	>60 years	Total
Male	113	605	879	1,134	83	2,814
Female	144	746	1,179	1,438	110	3,617
<b>Total</b>	<b>257</b>	<b>1,351</b>	<b>2,058</b>	<b>2,572</b>	<b>193</b>	<b>6,431</b>

### VULNERABLE GROUPS

Pregnant Women	101	1.6%
Breastfeeding Mothers	260	4.0%
Persons with Physical Disabilities	0	0.0%
Persons with Mental Disabilities	0	0.0%
Single Female Headed Households	25	0.4%
Single Male Headed Households	20	0.3%
Older Persons	193	3.0%
<b>Total</b>	<b>599</b>	<b>9.3%</b>

### MOBILITY

Place of Origin of Largest IDP Group	BORNO	MARTE	MARTE
Place of Origin of 2nd Largest IDP Group	BORNO	JERE	NGUDAA/ADDAMARI
Area of intended return for Largest IDP Group	Place of origin		
Barriers to return home for Largest IDP Group	Lack of safety		

### SITE MANAGEMENT AGENCY (SMA)

Type of SMA	NULL	Agency Name	NULL
SMA Contact Name	NULL	Phone Number	NULL

### SERVICES

#### SHELTER

% families living outside (no shelter)	None	Most needed NFIs	Blankets/Mats
% families living in emergency shelter	None	% HHs with mosquito nets	<50%
% families living in makeshift shelter	>75%	% HHs with access to safe cooking facilities	>75%
% families living indoors (solid walls)	<25%	% HHs with access to electricity	None

#### HEALTH

Location of health facilities/services	Off-site (<3 km)	Access to health facility/services	Yes
Health facilities/services provider	NGO	Most prevalent health problems	Malaria

#### WASH

Location of site's main water source	On-site (<10 mn)	Total number functioning toilets	0
Liters of water per person per day	>15 ltr	Separate male/female toilets	No
Main problems with drinking water	None	Separate male/female bathing areas	No

#### FOOD

Access to food	Yes, on site	Frequency of food distribution	Irregular
Access to market	Yes	Supplementary feeding for pregnant/lactant mothers?	No
Most common source for obtaining food	Cash	Supplementary feeding for children?	No

#### PROTECTION

Security provided on-site	Yes	GBV referral mechanism in place	Yes
Main security provider	Self organized	Number of women friendly spaces	0
Most common type of security incident	None	Number of child friendly spaces	0
Most common type of GBV incident	None	Most reported problem in receiving support	None

#### EDUCATION

Location of nearest education facility	Off-site	Number of families with source of income	0
% children going to school	None	Access to income generating activities	Yes

#### COMMUNICATION

Main source for obtaining information	Friends, neighbors and family	Main topic of information requested	Distribution
---------------------------------------	-------------------------------	-------------------------------------	--------------



# KALARI ABULE

Site Profile

DTM

Nigeria

743

Households (HH)

4087

Individuals

Round 19

24 September 2017



<b>Site ID</b>	<b>BO_S077</b>
<b>Site Type</b>	Collective Settlement/Centre
<b>Site Classification</b>	Spontaneous
<b>Site Open Date</b>	12-Apr-16
<b>Admin 1</b>	BORNO
<b>Admin 2</b>	KONDUGA
<b>Admin 3</b>	KONDUGA
<b>Latitude</b>	11.734580
<b>Longitude</b>	13.283330

DEMOGRAPHICS						
Age/Sex	<1 year	1-5 years	6-17 years	18-59 years	>60 years	Total
Male	55	405	570	680	129	1,839
Female	67	495	697	832	157	2,248
<b>Total</b>	<b>122</b>	<b>900</b>	<b>1,267</b>	<b>1,512</b>	<b>286</b>	<b>4,087</b>

VULNERABLE GROUPS		
Pregnant Women	249	6.1%
Breastfeeding Mothers	361	8.8%
Persons with Physical Disabilities	31	0.8%
Persons with Mental Disabilities	11	0.3%
Single Female Headed Households	32	0.8%
Single Male Headed Households	19	0.5%
Older Persons	286	7.0%
<b>Total</b>	<b>989</b>	<b>24.2%</b>

MOBILITY			
Place of Origin of Largest IDP Group	BORNO	KONDUGA	KELUMIRI / NGALBI AMARI / YALE
Place of Origin of 2nd Largest IDP Group	BORNO	KONDUGA	DALORI / WANORI
Area of intended return for Largest IDP Group	Place of origin		
Barriers to return home for Largest IDP Group	Lack of safety		

SITE MANAGEMENT AGENCY (SMA)			
Type of SMA	INGO	Agency Name	IOM
SMA Contact Name	IOM	Phone Number	8060230459

SERVICES			
<b>SHELTER</b>			
% families living outside (no shelter)	None	Most needed NFIs	Mosquito nets
% families living in emergency shelter	None	% HHs with mosquito nets	<50%
% families living in makeshift shelter	>75%	% HHs with access to safe cooking facilities	<25%
% families living indoors (solid walls)	None	% HHs with access to electricity	None

HEALTH			
Location of health facilities/services	On-site (<3 km)	Access to health facility/services	Yes
Health facilities/services provider	INGO	Most prevalent health problems	Malaria

WASH			
Location of site's main water source	On-site (<10 mn)	Total number functioning toilets	0
Liters of water per person per day	10 - 15 ltr	Separate male/female toilets	No
Main problems with drinking water	None	Separate male/female bathing areas	Yes

FOOD			
Access to food	Yes, on site	Frequency of food distribution	Irregular
Access to market	No	Supplementary feeding for pregnant/lactant mothers?	No
Most common source for obtaining food	Distribution	Supplementary feeding for children?	No

PROTECTION			
Security provided on-site	Yes	GBV referral mechanism in place	No
Main security provider	Self organized	Number of women friendly spaces	0
Most common type of security incident	None	Number of child friendly spaces	0
Most common type of GBV incident	None	Most reported problem in receiving support	None

EDUCATION		LIVELIHOOD	
Location of nearest education facility	Off-site	Number of families with source of income	185
% children going to school	<50%	Access to income generating activities	Yes

COMMUNICATION			
Main source for obtaining information	Government official	Main topic of information requested	Situation in areas of origin



# MASHUMAN KULUYE

Site Profile

DTM

Nigeria

825

Households (HH)

4379

Individuals

Round 19

24 September 2017



<b>Site ID</b>	<b>BO_S078</b>
<b>Site Type</b>	Collective Settlement/Centre
<b>Site Classification</b>	Spontaneous
<b>Site Open Date</b>	NULL
<b>Admin 1</b>	BORNO
<b>Admin 2</b>	KONDUGA
<b>Admin 3</b>	KONDUGA
<b>Latitude</b>	11.665710
<b>Longitude</b>	13.387190

### DEMOGRAPHICS

Age/Sex	<1 year	1-5 years	6-17 years	18-59 years	>60 years	Total
Male	118	374	650	769	59	1,970
Female	145	458	795	939	72	2,409
<b>Total</b>	<b>263</b>	<b>832</b>	<b>1,445</b>	<b>1,708</b>	<b>131</b>	<b>4,379</b>

### VULNERABLE GROUPS

Pregnant Women	279	6.4%
Breastfeeding Mothers	284	6.5%
Persons with Physical Disabilities	17	0.4%
Persons with Mental Disabilities	10	0.2%
Single Female Headed Households	41	0.9%
Single Male Headed Households	19	0.4%
Older Persons	131	3.0%
<b>Total</b>	<b>781</b>	<b>17.8%</b>

### MOBILITY

Place of Origin of Largest IDP Group	BORNO	BAMA	NULL
Place of Origin of 2nd Largest IDP Group	BORNO	BAMA	NULL
Area of intended return for Largest IDP Group	Place of origin		
Barriers to return home for Largest IDP Group	Lack of safety		

### SITE MANAGEMENT AGENCY (SMA)

Type of SMA	INGO	Agency Name	IOM
SMA Contact Name	IOM	Phone Number	8038648074

### SERVICES

#### SHELTER

% families living outside (no shelter)	None	Most needed NFIs	Mosquito nets
% families living in emergency shelter	None	% HHs with mosquito nets	<25%
% families living in makeshift shelter	>75%	% HHs with access to safe cooking facilities	<75%
% families living indoors (solid walls)	None	% HHs with access to electricity	None

#### HEALTH

Location of health facilities/services	Off-site (<3 km)	Access to health facility/services	Yes
Health facilities/services provider	INGO	Most prevalent health problems	Malaria

#### WASH

Location of site's main water source	On-site (<10 mn)	Total number functioning toilets	0
Liters of water per person per day	10 - 15 ltr	Separate male/female toilets	No
Main problems with drinking water	None	Separate male/female bathing areas	No

#### FOOD

Access to food	Yes, on site	Frequency of food distribution	Irregular
Access to market	Yes	Supplementary feeding for pregnant/lactant mothers?	Yes
Most common source for obtaining food	Distribution	Supplementary feeding for children?	Yes

#### PROTECTION

Security provided on-site	Yes	GBV referral mechanism in place	No
Main security provider	Military	Number of women friendly spaces	0
Most common type of security incident	None	Number of child friendly spaces	0
Most common type of GBV incident	None	Most reported problem in receiving support	Not enough assistance for all entitled

#### EDUCATION

Location of nearest education facility	Off-site	Number of families with source of income	0
% children going to school	<75%	Access to income generating activities	Yes

#### COMMUNICATION

Main source for obtaining information	Local leader/Community leader	Main topic of information requested	Access to services
---------------------------------------	-------------------------------	-------------------------------------	--------------------



# BULLET QUARTERS CAMP

Site Profile

DTM

Nigeria



**30**  
Households (HH)

**142**  
Individuals

**Round 19**  
24 September 2017

<b>Site ID</b>	<b>BO_S084</b>
<b>Site Type</b>	Collective Settlement/Centre
<b>Site Classification</b>	Spontaneous
<b>Site Open Date</b>	23-Oct-15
<b>Admin 1</b>	BORNO
<b>Admin 2</b>	MAIDUGURI M. C.
<b>Admin 3</b>	BOLORI I
<b>Latitude</b>	11.855820
<b>Longitude</b>	13.110050

### DEMOGRAPHICS

Age/Sex	<1 year	1-5 years	6-17 years	18-59 years	>60 years	Total
Male	6	12	27	17	8	70
Female	6	12	29	18	7	72
<b>Total</b>	<b>12</b>	<b>24</b>	<b>56</b>	<b>35</b>	<b>15</b>	<b>142</b>

### VULNERABLE GROUPS

Pregnant Women	1	0.7%
Breastfeeding Mothers	17	12.0%
Persons with Physical Disabilities	0	0.0%
Persons with Mental Disabilities	0	0.0%
Single Female Headed Households	2	1.4%
Single Male Headed Households	0	0.0%
Older Persons	15	10.6%
<b>Total</b>	<b>35</b>	<b>24.6%</b>

### MOBILITY

Place of Origin of Largest IDP Group	BORNO	KUKAWA	BAGA
Place of Origin of 2nd Largest IDP Group	BORNO	GUBIO	GUBIO TOWN I
Area of intended return for Largest IDP Group	Place of origin		
Barriers to return home for Largest IDP Group	No livelihood		

### SITE MANAGEMENT AGENCY (SMA)

Type of SMA	NULL	Agency Name	NULL
SMA Contact Name	NULL	Phone Number	NULL

### SERVICES

SHELTER			
% families living outside (no shelter)	None	Most needed NFIs	Kitchen sets
% families living in emergency shelter	None	% HHs with mosquito nets	<75%
% families living in makeshift shelter	None	% HHs with access to safe cooking facilities	<25%
% families living indoors (solid walls)	>75%	% HHs with access to electricity	>75%

HEALTH			
Location of health facilities/services	Off-site (<3 km)	Access to health facility/services	Yes
Health facilities/services provider	NGO	Most prevalent health problems	Malaria

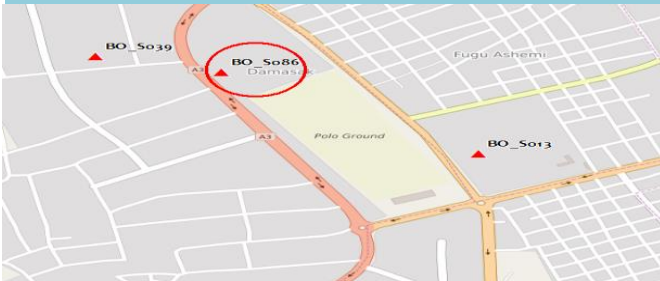
WASH			
Location of site's main water source	On-site (<10 mn)	Total number functioning toilets	9
Liters of water per person per day	10 - 15 ltr	Separate male/female toilets	No
Main problems with drinking water	None	Separate male/female bathing areas	No

FOOD			
Access to food	Yes, on site	Frequency of food distribution	Irregular
Access to market	Yes	Supplementary feeding for pregnant/lactant mothers?	No
Most common source for obtaining food	Cash	Supplementary feeding for children?	Yes

PROTECTION			
Security provided on-site	Yes	GBV referral mechanism in place	No
Main security provider	Self organized	Number of women friendly spaces	0
Most common type of security incident	None	Number of child friendly spaces	0
Most common type of GBV incident	Domestic violence	Most reported problem in receiving support	istance was physically inadequate for most vulnerat

EDUCATION		LIVELIHOOD	
Location of nearest education facility	Off-site	Number of families with source of income	0
% children going to school	<50%	Access to income generating activities	Yes

COMMUNICATION			
Main source for obtaining information	Friends, neighbors and family	Main topic of information requested	Situation in areas of origin



### 34

Households (HH)

### 197

Individuals

### Round 19

24 September 2017

<b>Site ID</b>	<b>BO_S086</b>
<b>Site Type</b>	Camp
<b>Site Classification</b>	Spontaneous
<b>Site Open Date</b>	20-Jan-14
<b>Admin 1</b>	BORNO
<b>Admin 2</b>	MAIDUGURI M. C.
<b>Admin 3</b>	LAMISULA/JABBA MARI
<b>Latitude</b>	11.855610
<b>Longitude</b>	13.142980

#### DEMOGRAPHICS

Age/Sex	<1 year	1-5 years	6-17 years	18-59 years	>60 years	Total
Male	4	11	44	28	1	88
Female	5	13	52	36	3	109
<b>Total</b>	<b>9</b>	<b>24</b>	<b>96</b>	<b>64</b>	<b>4</b>	<b>197</b>

#### VULNERABLE GROUPS

Pregnant Women	8	4.1%
Breastfeeding Mothers	15	7.6%
Persons with Physical Disabilities	0	0.0%
Persons with Mental Disabilities	0	0.0%
Single Female Headed Households	9	4.6%
Single Male Headed Households	0	0.0%
Older Persons	4	2.0%
<b>Total</b>	<b>36</b>	<b>18.3%</b>

#### MOBILITY

Place of Origin of Largest IDP Group	BORNO	MARTE	MARTE
Place of Origin of 2nd Largest IDP Group	BORNO	MONGUNO	MONGUNO
Area of intended return for Largest IDP Group	Place of origin		
Barriers to return home for Largest IDP Group	Lack of safety		

#### SITE MANAGEMENT AGENCY (SMA)

Type of SMA	NULL	Agency Name	NULL
SMA Contact Name	NULL	Phone Number	NULL

#### SERVICES

##### SHELTER

% families living outside (no shelter)	None	Most needed NFIs	Blankets/Mats
% families living in emergency shelter	None	% HHs with mosquito nets	<75%
% families living in makeshift shelter	<25%	% HHs with access to safe cooking facilities	<25%
% families living indoors (solid walls)	>75%	% HHs with access to electricity	None

##### HEALTH

Location of health facilities/services	Off-site (<3 km)	Access to health facility/services	Yes
Health facilities/services provider	Government	Most prevalent health problems	Malaria

##### WASH

Location of site's main water source	On-site (<10 mn)	Total number functioning toilets	0
Liters of water per person per day	10 - 15 ltr	Separate male/female toilets	No
Main problems with drinking water	None	Separate male/female bathing areas	No

##### FOOD

Access to food	Yes, on site	Frequency of food distribution	Irregular
Access to market	Yes	Supplementary feeding for pregnant/lactant mothers?	No
Most common source for obtaining food	Distribution	Supplementary feeding for children?	Yes

##### PROTECTION

Security provided on-site	Yes	GBV referral mechanism in place	No
Main security provider	Self organized	Number of women friendly spaces	0
Most common type of security incident	None	Number of child friendly spaces	0
Most common type of GBV incident	None	Most reported problem in receiving support	None

##### EDUCATION

Location of nearest education facility	On-site	Number of families with source of income	0
% children going to school	<25%	Access to income generating activities	Yes

##### COMMUNICATION

Main source for obtaining information	Local leader/Community leader	Main topic of information requested	Safety and Security
---------------------------------------	-------------------------------	-------------------------------------	---------------------



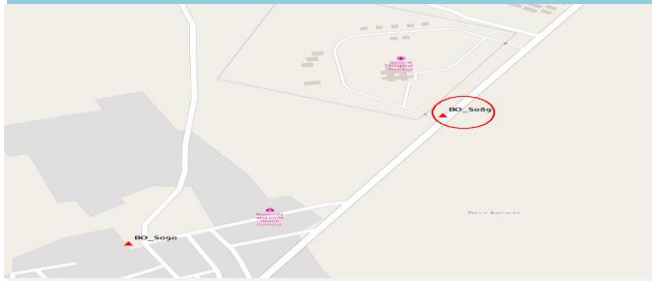


# GENERAL HOSPITAL DAMBOA

Site Profile

DTM

Nigeria



1230

Households (HH)

6472

Individuals

Round 19

24 September 2017

<b>Site ID</b>	<b>BO_S089</b>
<b>Site Type</b>	Collective Settlement/Centre
<b>Site Classification</b>	Spontaneous
<b>Site Open Date</b>	8-Feb-16
<b>Admin 1</b>	BORNO
<b>Admin 2</b>	DAMBOA
<b>Admin 3</b>	DAMBOA
<b>Latitude</b>	11.163630
<b>Longitude</b>	12.762880

## DEMOGRAPHICS

Age/Sex	<1 year	1-5 years	6-17 years	18-59 years	>60 years	Total
Male	121	389	621	1,276	98	2,505
Female	229	498	819	2,294	127	3,967
<b>Total</b>	<b>350</b>	<b>887</b>	<b>1,440</b>	<b>3,570</b>	<b>225</b>	<b>6,472</b>

## VULNERABLE GROUPS

Pregnant Women	72	1.1%
Breastfeeding Mothers	457	7.1%
Persons with Physical Disabilities	3	0.0%
Persons with Mental Disabilities	2	0.0%
Single Female Headed Households	217	3.4%
Single Male Headed Households	2	0.0%
Older Persons	225	3.5%
<b>Total</b>	<b>978</b>	<b>15.1%</b>

## MOBILITY

Place of Origin of Largest IDP Group	BORNO	DAMBOA	MULGWAI / KOPCHI
Place of Origin of 2nd Largest IDP Group	BORNO	GWOZA	BITA / IZGE
Area of intended return for Largest IDP Group	Place of origin		
Barriers to return home for Largest IDP Group	Lack of safety		

## SITE MANAGEMENT AGENCY (SMA)

Type of SMA	INGO	Agency Name	IOM/SEMA
SMA Contact Name	IOM/SEMA	Phone Number	NA

## SERVICES

### SHELTER

% families living outside (no shelter)	None	Most needed NFIs	Kitchen sets
% families living in emergency shelter	<75%	% HHs with mosquito nets	<75%
% families living in makeshift shelter	<25%	% HHs with access to safe cooking facilities	<25%
% families living indoors (solid walls)	<25%	% HHs with access to electricity	None

### HEALTH

Location of health facilities/services	On-site (<3 km)	Access to health facility/services	Yes
Health facilities/services provider	INGO	Most prevalent health problems	Diarrhea

### WASH

Location of site's main water source	On-site (<10 mn)	Total number functioning toilets	137
Liters of water per person per day	10 - 15 ltr	Separate male/female toilets	Yes
Main problems with drinking water	None	Separate male/female bathing areas	Yes

### FOOD

Access to food	Yes, on site	Frequency of food distribution	Once a month
Access to market	Yes	Supplementary feeding for pregnant/lactant mothers?	Yes
Most common source for obtaining food	Distribution	Supplementary feeding for children?	Yes

### PROTECTION

Security provided on-site	Yes	GBV referral mechanism in place	No
Main security provider	Military	Number of women friendly spaces	0
Most common type of security incident	None	Number of child friendly spaces	2
Most common type of GBV incident	Domestic violence	Most reported problem in receiving support	Not enough assistance for all entitled

### EDUCATION

Location of nearest education facility	On-site	Number of families with source of income	580
% children going to school	<25%	Access to income generating activities	Yes

### COMMUNICATION

Main source for obtaining information	Local leader/Community leader	Main topic of information requested	Distribution
---------------------------------------	-------------------------------	-------------------------------------	--------------



# CENTRAL PRIMARY SCHOOL DAMBOA

Site Profile

DTM

Nigeria

613

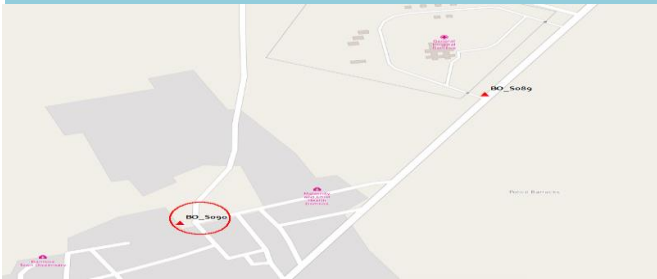
Households (HH)

2047

Individuals

Round 19

24 September 2017



<b>Site ID</b>	<b>BO_S090</b>
<b>Site Type</b>	Collective Settlement/Centre
<b>Site Classification</b>	Spontaneous
<b>Site Open Date</b>	9-Feb-15
<b>Admin 1</b>	BORNO
<b>Admin 2</b>	DAMBOA
<b>Admin 3</b>	DAMBOA
<b>Latitude</b>	11.161320
<b>Longitude</b>	12.756530

## DEMOGRAPHICS

Age/Sex	<1 year	1-5 years	6-17 years	18-59 years	>60 years	Total
Male	38	127	212	402	37	816
Female	52	142	423	558	56	1,231
<b>Total</b>	<b>90</b>	<b>269</b>	<b>635</b>	<b>960</b>	<b>93</b>	<b>2,047</b>

## VULNERABLE GROUPS

Pregnant Women	27	1.3%
Breastfeeding Mothers	131	6.4%
Persons with Physical Disabilities	1	0.0%
Persons with Mental Disabilities	0	0.0%
Single Female Headed Households	70	3.4%
Single Male Headed Households	0	0.0%
Older Persons	93	4.5%
<b>Total</b>	<b>322</b>	<b>15.7%</b>

## MOBILITY

Place of Origin of Largest IDP Group	BORNO	KONDUGA	NYALERI/SANDIA/YEJIWA
Place of Origin of 2nd Largest IDP Group	BORNO	DAMBOA	MULGWAI / KOPCHI
Area of intended return for Largest IDP Group	Place of origin		
Barriers to return home for Largest IDP Group	Lack of safety		

## SITE MANAGEMENT AGENCY (SMA)

Type of SMA	INGO	Agency Name	NA
SMA Contact Name	NA	Phone Number	NULL

## SERVICES

### SHELTER

% families living outside (no shelter)	None	Most needed NFIs	Blankets/Mats
% families living in emergency shelter	>75%	% HHs with mosquito nets	<75%
% families living in makeshift shelter	<25%	% HHs with access to safe cooking facilities	<25%
% families living indoors (solid walls)	<25%	% HHs with access to electricity	None

### HEALTH

Location of health facilities/services	On-site (<3 km)	Access to health facility/services	Yes
Health facilities/services provider	INGO	Most prevalent health problems	Fever

### WASH

Location of site's main water source	On-site (<10 mn)	Total number functioning toilets	22
Liters of water per person per day	>15 ltr	Separate male/female toilets	Yes
Main problems with drinking water	Taste	Separate male/female bathing areas	Yes

### FOOD

Access to food	Yes, on site	Frequency of food distribution	Once a month
Access to market	Yes	Supplementary feeding for pregnant/lactant mothers?	Yes
Most common source for obtaining food	Distribution	Supplementary feeding for children?	Yes

### PROTECTION

Security provided on-site	Yes	GBV referral mechanism in place	No
Main security provider	Police	Number of women friendly spaces	0
Most common type of security incident	None	Number of child friendly spaces	0
Most common type of GBV incident	None	Most reported problem in receiving support	None

### EDUCATION

Location of nearest education facility	On-site	Number of families with source of income	0
% children going to school	<50%	Access to income generating activities	Yes

### COMMUNICATION

Main source for obtaining information	Local leader/Community leader	Main topic of information requested	Distribution
---------------------------------------	-------------------------------	-------------------------------------	--------------


**1121**

Households (HH)

**5048**

Individuals

**Round 19**

24 September 2017

**DEMOGRAPHICS**

Age/Sex	<1 year	1-5 years	6-17 years	18-59 years	>60 years	Total
Male	164	395	743	929	116	2,347
Female	139	463	872	1,090	137	2,701
<b>Total</b>	<b>303</b>	<b>858</b>	<b>1,615</b>	<b>2,019</b>	<b>253</b>	<b>5,048</b>

**VULNERABLE GROUPS**

Pregnant Women	134	2.7%
Breastfeeding Mothers	371	7.3%
Persons with Physical Disabilities	9	0.2%
Persons with Mental Disabilities	0	0.0%
Single Female Headed Households	41	0.8%
Single Male Headed Households	20	0.4%
Older Persons	253	5.0%
<b>Total</b>	<b>828</b>	<b>16.4%</b>

<b>Site ID</b>	<b>BO_S091</b>
<b>Site Type</b>	Collective Settlement/Centre
<b>Site Classification</b>	Spontaneous
<b>Site Open Date</b>	2-Dec-15
<b>Admin 1</b>	BORNO
<b>Admin 2</b>	MONGUNO
<b>Admin 3</b>	MONGUNO
<b>Latitude</b>	12.685520
<b>Longitude</b>	13.620260

**MOBILITY**

Place of Origin of Largest IDP Group	BORNO	MONGUNO	MOFIO
Place of Origin of 2nd Largest IDP Group	BORNO	MARTE	MUSUNE
Area of intended return for Largest IDP Group	Place of origin		
Barriers to return home for Largest IDP Group	Lack of safety		

**SITE MANAGEMENT AGENCY (SMA)**

Type of SMA	Government	Agency Name	SEMA
SMA Contact Name	SEMA	Phone Number	NULL

**SERVICES**

SHELTER			
% families living outside (no shelter)	<25%	Most needed NFIs	Mosquito nets
% families living in emergency shelter	None	% HHs with mosquito nets	<25%
% families living in makeshift shelter	<75%	% HHs with access to safe cooking facilities	<25%
% families living indoors (solid walls)	<25%	% HHs with access to electricity	None

HEALTH			
Location of health facilities/services	Off-site (<3 km)	Access to health facility/services	Yes
Health facilities/services provider	INGO	Most prevalent health problems	Diarrhea

WASH			
Location of site's main water source	On-site (<10 mn)	Total number functioning toilets	66
Liters of water per person per day	10 - 15 ltr	Separate male/female toilets	No
Main problems with drinking water	None	Separate male/female bathing areas	No

FOOD			
Access to food	Yes, on site	Frequency of food distribution	Irregular
Access to market	Yes	Supplementary feeding for pregnant/lactant mothers?	Yes
Most common source for obtaining food	Distribution	Supplementary feeding for children?	Yes

PROTECTION			
Security provided on-site	Yes	GBV referral mechanism in place	No
Main security provider	Self organized	Number of women friendly spaces	0
Most common type of security incident	None	Number of child friendly spaces	0
Most common type of GBV incident	None	Most reported problem in receiving support	Not enough assistance for all entitled

EDUCATION		LIVELIHOOD	
Location of nearest education facility	Off-site	Number of families with source of income	300
% children going to school	None	Access to income generating activities	Yes

COMMUNICATION			
Main source for obtaining information	Local leader/Community leader	Main topic of information requested	Distribution



# KUYA PRIMARY SCHOOL

Site Profile

DTM

Nigeria



**2101**

Households (HH)

**14753**

Individuals

**Round 19**

24 September 2017

<b>Site ID</b>	<b>BO_S092</b>
<b>Site Type</b>	Collective Settlement/Centre
<b>Site Classification</b>	Spontaneous
<b>Site Open Date</b>	1-Aug-15
<b>Admin 1</b>	BORNO
<b>Admin 2</b>	MONGUNO
<b>Admin 3</b>	MONGUNO
<b>Latitude</b>	12.663750
<b>Longitude</b>	13.619470

### DEMOGRAPHICS

Age/Sex	<1 year	1-5 years	6-17 years	18-59 years	>60 years	Total
Male	249	521	3,184	2,565	121	6,640
Female	304	636	3,890	3,134	149	8,113
<b>Total</b>	<b>553</b>	<b>1,157</b>	<b>7,074</b>	<b>5,699</b>	<b>270</b>	<b>14,753</b>

### VULNERABLE GROUPS

Pregnant Women	100	0.7%
Breastfeeding Mothers	910	6.2%
Persons with Physical Disabilities	8	0.1%
Persons with Mental Disabilities	2	0.0%
Single Female Headed Households	19	0.1%
Single Male Headed Households	5	0.0%
Older Persons	270	1.8%
<b>Total</b>	<b>1314</b>	<b>8.9%</b>

### MOBILITY

Place of Origin of Largest IDP Group	BORNO	MONGUNO	NULL
Place of Origin of 2nd Largest IDP Group	BORNO	MARTE	MARTE
Area of intended return for Largest IDP Group	Place of origin		
Barriers to return home for Largest IDP Group	Lack of safety		

### SITE MANAGEMENT AGENCY (SMA)

Type of SMA	Government	Agency Name	SEMA
SMA Contact Name	SEMA	Phone Number	NULL

### SERVICES

SHELTER			
% families living outside (no shelter)	None	Most needed NFIs	Blankets/Mats
% families living in emergency shelter	<25%	% HHs with mosquito nets	<75%
% families living in makeshift shelter	<25%	% HHs with access to safe cooking facilities	<50%
% families living indoors (solid walls)	<75%	% HHs with access to electricity	None

HEALTH			
Location of health facilities/services	On-site (<3 km)	Access to health facility/services	Yes
Health facilities/services provider	INGO	Most prevalent health problems	Diarrhea

WASH			
Location of site's main water source	On-site (<10 mn)	Total number functioning toilets	47
Liters of water per person per day	>15 ltr	Separate male/female toilets	No
Main problems with drinking water	None	Separate male/female bathing areas	Yes

FOOD			
Access to food	Yes, on site	Frequency of food distribution	Irregular
Access to market	Yes	Supplementary feeding for pregnant/lactant mothers?	Yes
Most common source for obtaining food	Distribution	Supplementary feeding for children?	Yes

PROTECTION			
Security provided on-site	Yes	GBV referral mechanism in place	Yes
Main security provider	Self organized	Number of women friendly spaces	0
Most common type of security incident	None	Number of child friendly spaces	0
Most common type of GBV incident	None	Most reported problem in receiving support	None

EDUCATION		LIVELIHOOD	
Location of nearest education facility	Off-site	Number of families with source of income	790
% children going to school	None	Access to income generating activities	Yes

COMMUNICATION			
Main source for obtaining information	Local leader/Community leader	Main topic of information requested	Distribution



<b>Site ID</b>	<b>BO_S094</b>
<b>Site Type</b>	Collective Settlement/Centre
<b>Site Classification</b>	Spontaneous
<b>Site Open Date</b>	9-Jul-15
<b>Admin 1</b>	BORNO
<b>Admin 2</b>	MONGUNO
<b>Admin 3</b>	MONGUNO
<b>Latitude</b>	12.671410
<b>Longitude</b>	13.624680

**982**

Households (HH)

**4926**

Individuals

**Round 19**

24 September 2017

**DEMOGRAPHICS**

Age/Sex	<1 year	1-5 years	6-17 years	18-59 years	>60 years	Total
Male	96	281	797	973	73	2,220
Female	147	340	1,184	970	65	2,706
<b>Total</b>	<b>243</b>	<b>621</b>	<b>1,981</b>	<b>1,943</b>	<b>138</b>	<b>4,926</b>

**VULNERABLE GROUPS**

Pregnant Women	397	8.1%
Breastfeeding Mothers	373	7.6%
Persons with Physical Disabilities	4	0.1%
Persons with Mental Disabilities	0	0.0%
Single Female Headed Households	10	0.2%
Single Male Headed Households	15	0.3%
Older Persons	138	2.8%
<b>Total</b>	<b>937</b>	<b>19.0%</b>

**MOBILITY**

Place of Origin of Largest IDP Group	BORNO	MARTE	BORSORI
Place of Origin of 2nd Largest IDP Group	BORNO	MARTE	NGELEIWA
Area of intended return for Largest IDP Group	Place of origin		
Barriers to return home for Largest IDP Group	Lack of safety		

**SITE MANAGEMENT AGENCY (SMA)**

Type of SMA	Government	Agency Name	SEMA
SMA Contact Name	SEMA	Phone Number	NULL

**SERVICES**

SHELTER			
% families living outside (no shelter)	None	Most needed NFIs	Kitchen sets
% families living in emergency shelter	<50%	% HHs with mosquito nets	<25%
% families living in makeshift shelter	<75%	% HHs with access to safe cooking facilities	<25%
% families living indoors (solid walls)	None	% HHs with access to electricity	None

HEALTH			
Location of health facilities/services	On-site (<3 km)	Access to health facility/services	Yes
Health facilities/services provider	INGO	Most prevalent health problems	Malaria

WASH			
Location of site's main water source	Off-site (<10 mn)	Total number functioning toilets	0
Liters of water per person per day	10 - 15 ltr	Separate male/female toilets	No
Main problems with drinking water	None	Separate male/female bathing areas	No

FOOD			
Access to food	Yes, on site	Frequency of food distribution	Irregular
Access to market	Yes	Supplementary feeding for pregnant/lactant mothers?	Yes
Most common source for obtaining food	Distribution	Supplementary feeding for children?	Yes

PROTECTION			
Security provided on-site	Yes	GBV referral mechanism in place	No
Main security provider	Local Authorities	Number of women friendly spaces	0
Most common type of security incident	Theft	Number of child friendly spaces	0
Most common type of GBV incident	None	Most reported problem in receiving support	Not enough assistance for all entitled

EDUCATION		LIVELIHOOD	
Location of nearest education facility	Off-site	Number of families with source of income	200
% children going to school	<25%	Access to income generating activities	Yes

COMMUNICATION			
Main source for obtaining information	Local leader/Community leader	Main topic of information requested	Distribution



# GARDENER LOW COST

Site Profile

DTM

Nigeria



196

Households (HH)

1158

Individuals

Round 19

24 September 2017

### DEMOGRAPHICS

Age/Sex	<1 year	1-5 years	6-17 years	18-59 years	>60 years	Total
Male	27	97	100	157	17	398
Female	42	146	282	260	30	760
<b>Total</b>	<b>69</b>	<b>243</b>	<b>382</b>	<b>417</b>	<b>47</b>	<b>1,158</b>

### VULNERABLE GROUPS

Pregnant Women	54	4.7%
Breastfeeding Mothers	109	9.4%
Persons with Physical Disabilities	10	0.9%
Persons with Mental Disabilities	0	0.0%
Single Female Headed Households	70	6.0%
Single Male Headed Households	2	0.2%
Older Persons	47	4.1%
<b>Total</b>	<b>292</b>	<b>25.2%</b>

<b>Site ID</b>	<b>BO_S096</b>
<b>Site Type</b>	Collective Settlement/Centre
<b>Site Classification</b>	Spontaneous
<b>Site Open Date</b>	10-May-16
<b>Admin 1</b>	BORNO
<b>Admin 2</b>	MONGUNO
<b>Admin 3</b>	MONGUNO
<b>Latitude</b>	12.672140
<b>Longitude</b>	13.619430

### MOBILITY

Place of Origin of Largest IDP Group	BORNO	MARTE	ALLA LAWANTI
Place of Origin of 2nd Largest IDP Group	BORNO	MARTE	KULLI
Area of intended return for Largest IDP Group	Place of origin		
Barriers to return home for Largest IDP Group	Lack of safety		

### SITE MANAGEMENT AGENCY (SMA)

Type of SMA	Government	Agency Name	SEMA
SMA Contact Name	SEMA	Phone Number	NULL

### SERVICES

SHELTER			
% families living outside (no shelter)	None	Most needed NFIs	Kitchen sets
% families living in emergency shelter	None	% HHs with mosquito nets	<25%
% families living in makeshift shelter	>75%	% HHs with access to safe cooking facilities	<25%
% families living indoors (solid walls)	None	% HHs with access to electricity	None

HEALTH			
Location of health facilities/services	On-site (<3 km)	Access to health facility/services	Yes
Health facilities/services provider	NGO	Most prevalent health problems	Malaria

WASH			
Location of site's main water source	Off-site (<10 mn)	Total number functioning toilets	0
Liters of water per person per day	10 - 15 ltr	Separate male/female toilets	No
Main problems with drinking water	None	Separate male/female bathing areas	No

FOOD			
Access to food	Yes, on site	Frequency of food distribution	Every 2 weeks
Access to market	Yes	Supplementary feeding for pregnant/lactant mothers?	Yes
Most common source for obtaining food	Cash	Supplementary feeding for children?	Yes

PROTECTION			
Security provided on-site	Yes	GBV referral mechanism in place	No
Main security provider	Self organized	Number of women friendly spaces	0
Most common type of security incident	None	Number of child friendly spaces	0
Most common type of GBV incident	None	Most reported problem in receiving support	Not enough assistance for all entitled

EDUCATION		LIVELIHOOD	
Location of nearest education facility	Off-site	Number of families with source of income	50
% children going to school	<50%	Access to income generating activities	Yes

COMMUNICATION			
Main source for obtaining information	Friends, neighbors and family	Main topic of information requested	Distribution



# WATER BOARD

Site Profile

DTM

Nigeria



**1464**

Households (HH)

**10083**

Individuals

**Round 19**

24 September 2017

<b>Site ID</b>	<b>BO_S097</b>
<b>Site Type</b>	Collective Settlement/Centre
<b>Site Classification</b>	Spontaneous
<b>Site Open Date</b>	20-Sep-15
<b>Admin 1</b>	BORNO
<b>Admin 2</b>	MONGUNO
<b>Admin 3</b>	MONGUNO
<b>Latitude</b>	12.684260
<b>Longitude</b>	13.614690

### DEMOGRAPHICS

Age/Sex	<1 year	1-5 years	6-17 years	18-59 years	>60 years	Total
Male	413	750	1,197	2,255	308	4,923
Female	505	773	1,214	2,275	393	5,160
<b>Total</b>	<b>918</b>	<b>1,523</b>	<b>2,411</b>	<b>4,530</b>	<b>701</b>	<b>10,083</b>

### VULNERABLE GROUPS

Pregnant Women	131	1.3%
Breastfeeding Mothers	1,257	12.5%
Persons with Physical Disabilities	24	0.2%
Persons with Mental Disabilities	12	0.1%
Single Female Headed Households	721	7.2%
Single Male Headed Households	45	0.4%
Older Persons	701	7.0%
<b>Total</b>	<b>2891</b>	<b>28.7%</b>

### MOBILITY

Place of Origin of Largest IDP Group	BORNO	KUKAWA	KEKENO
Place of Origin of 2nd Largest IDP Group	BORNO	MARTE	MUSUNE
Area of intended return for Largest IDP Group	Place of origin		
Barriers to return home for Largest IDP Group	Lack of safety		

### SITE MANAGEMENT AGENCY (SMA)

Type of SMA	Government	Agency Name	SEMA
SMA Contact Name	SEMA	Phone Number	NULL

### SERVICES

SHELTER			
% families living outside (no shelter)	None	Most needed NFIs	Kitchen sets
% families living in emergency shelter	<25%	% HHs with mosquito nets	<75%
% families living in makeshift shelter	<75%	% HHs with access to safe cooking facilities	None
% families living indoors (solid walls)	<25%	% HHs with access to electricity	<25%

### HEALTH

Location of health facilities/services	On-site (<3 km)	Access to health facility/services	Yes
Health facilities/services provider	INGO	Most prevalent health problems	Malaria

### WASH

Location of site's main water source	On-site (<10 mn)	Total number functioning toilets	0
Liters of water per person per day	>15 ltr	Separate male/female toilets	Yes
Main problems with drinking water	None	Separate male/female bathing areas	Yes

### FOOD

Access to food	Yes, on site	Frequency of food distribution	Once a month
Access to market	Yes	Supplementary feeding for pregnant/lactant mothers?	No
Most common source for obtaining food	Distribution	Supplementary feeding for children?	Yes

### PROTECTION

Security provided on-site	Yes	GBV referral mechanism in place	Yes
Main security provider	Community Leaders	Number of women friendly spaces	0
Most common type of security incident	None	Number of child friendly spaces	0
Most common type of GBV incident	None	Most reported problem in receiving support	None

### EDUCATION

Location of nearest education facility	On-site	Number of families with source of income	200
% children going to school	<75%	Access to income generating activities	Yes

### COMMUNICATION

Main source for obtaining information	Local leader/Community leader	Main topic of information requested	Distribution
---------------------------------------	-------------------------------	-------------------------------------	--------------



# GOVERNMENT DAY SECONDARY SCHOOL (GDSS)

Site Profile

DTM

Nigeria



1065

Households (HH)

7365

Individuals

Round 19

24 September 2017

## DEMOGRAPHICS

Age/Sex	<1 year	1-5 years	6-17 years	18-59 years	>60 years	Total
Male	139	712	971	1,370	48	3,240
Female	177	906	1,236	1,744	62	4,125
<b>Total</b>	<b>316</b>	<b>1,618</b>	<b>2,207</b>	<b>3,114</b>	<b>110</b>	<b>7,365</b>

<b>Site ID</b>	<b>BO_S098</b>
<b>Site Type</b>	Collective Settlement/Centre
<b>Site Classification</b>	Spontaneous
<b>Site Open Date</b>	1-Feb-15
<b>Admin 1</b>	BORNO
<b>Admin 2</b>	MONGUNO
<b>Admin 3</b>	MONGUNO
<b>Latitude</b>	12.673090
<b>Longitude</b>	13.605360

## VULNERABLE GROUPS

Pregnant Women	498	6.8%
Breastfeeding Mothers	641	8.7%
Persons with Physical Disabilities	47	0.6%
Persons with Mental Disabilities	0	0.0%
Single Female Headed Households	50	0.7%
Single Male Headed Households	17	0.2%
Older Persons	110	1.5%
<b>Total</b>	<b>1363</b>	<b>18.5%</b>

## MOBILITY

Place of Origin of Largest IDP Group	BORNO	MONGUNO	KAGURAM
Place of Origin of 2nd Largest IDP Group	BORNO	KUKAWA	KEKENO
Area of intended return for Largest IDP Group	Place of origin		
Barriers to return home for Largest IDP Group	Lack of safety		

## SITE MANAGEMENT AGENCY (SMA)

Type of SMA	Government	Agency Name	SEMA
SMA Contact Name	SEMA	Phone Number	NULL

## SERVICES

SHELTER			
% families living outside (no shelter)	None	Most needed NFIs	Kitchen sets
% families living in emergency shelter	<25%	% HHs with mosquito nets	<25%
% families living in makeshift shelter	<50%	% HHs with access to safe cooking facilities	<25%
% families living indoors (solid walls)	<50%	% HHs with access to electricity	None

HEALTH			
Location of health facilities/services	On-site (<3 km)	Access to health facility/services	Yes
Health facilities/services provider	INGO	Most prevalent health problems	Malaria

WASH			
Location of site's main water source	On-site (<10 mn)	Total number functioning toilets	63
Liters of water per person per day	10 - 15 ltr	Separate male/female toilets	Yes
Main problems with drinking water	None	Separate male/female bathing areas	No

FOOD			
Access to food	Yes, on site	Frequency of food distribution	Irregular
Access to market	Yes	Supplementary feeding for pregnant/lactant mothers?	Yes
Most common source for obtaining food	Distribution	Supplementary feeding for children?	Yes

PROTECTION			
Security provided on-site	Yes	GBV referral mechanism in place	No
Main security provider	Local Authorities	Number of women friendly spaces	0
Most common type of security incident	Theft	Number of child friendly spaces	0
Most common type of GBV incident	None	Most reported problem in receiving support	None

EDUCATION		LIVELIHOOD	
Location of nearest education facility	On-site	Number of families with source of income	101
% children going to school	<75%	Access to income generating activities	Yes

COMMUNICATION			
Main source for obtaining information	Local leader/Community leader	Main topic of information requested	Situation in areas of origin




**423**

Households (HH)

**3065**

Individuals

**Round 19**

24 September 2017

**DEMOGRAPHICS**

Age/Sex	<1 year	1-5 years	6-17 years	18-59 years	>60 years	Total
Male	104	302	413	483	78	1,380
Female	126	370	504	590	95	1,685
<b>Total</b>	<b>230</b>	<b>672</b>	<b>917</b>	<b>1,073</b>	<b>173</b>	<b>3,065</b>

**VULNERABLE GROUPS**

Pregnant Women	208	6.8%
Breastfeeding Mothers	268	8.7%
Persons with Physical Disabilities	10	0.3%
Persons with Mental Disabilities	7	0.2%
Single Female Headed Households	221	7.2%
Single Male Headed Households	31	1.0%
Older Persons	173	5.6%
<b>Total</b>	<b>918</b>	<b>30.0%</b>

<b>Site ID</b>	<b>BO_S099</b>
<b>Site Type</b>	Collective Settlement/Centre
<b>Site Classification</b>	Spontaneous
<b>Site Open Date</b>	1-Jun-15
<b>Admin 1</b>	BORNO
<b>Admin 2</b>	MONGUNO
<b>Admin 3</b>	MONGUNO
<b>Latitude</b>	12.666150
<b>Longitude</b>	13.624090

**MOBILITY**

Place of Origin of Largest IDP Group	BORNO	MONGUNO	NULL
Place of Origin of 2nd Largest IDP Group	BORNO	MARTE	KULLI
Area of intended return for Largest IDP Group	Place of origin		
Barriers to return home for Largest IDP Group	Lack of safety		

**SITE MANAGEMENT AGENCY (SMA)**

Type of SMA	Government	Agency Name	SEMA
SMA Contact Name	SEMA	Phone Number	NULL

**SERVICES**
**SHELTER**

% families living outside (no shelter)	None	Most needed NFIs	Kitchen sets
% families living in emergency shelter	<25%	% HHs with mosquito nets	<75%
% families living in makeshift shelter	<25%	% HHs with access to safe cooking facilities	None
% families living indoors (solid walls)	<75%	% HHs with access to electricity	None

**HEALTH**

Location of health facilities/services	Off-site (<3 km)	Access to health facility/services	Yes
Health facilities/services provider	INGO	Most prevalent health problems	Malaria

**WASH**

Location of site's main water source	On-site (<10 mn)	Total number functioning toilets	0
Liters of water per person per day	>15 ltr	Separate male/female toilets	Yes
Main problems with drinking water	None	Separate male/female bathing areas	No

**FOOD**

Access to food	Yes, on site	Frequency of food distribution	Irregular
Access to market	Yes	Supplementary feeding for pregnant/lactant mothers?	Yes
Most common source for obtaining food	Distribution	Supplementary feeding for children?	Yes

**PROTECTION**

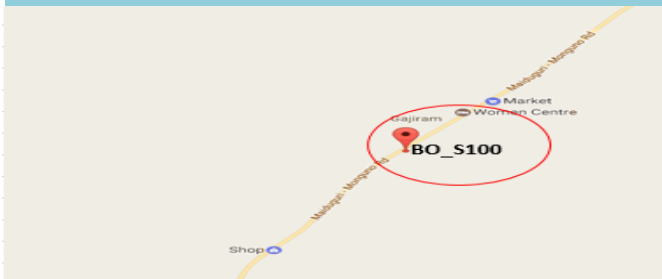
Security provided on-site	Yes	GBV referral mechanism in place	Yes
Main security provider	Military	Number of women friendly spaces	0
Most common type of security incident	None	Number of child friendly spaces	0
Most common type of GBV incident	None	Most reported problem in receiving support	Assistance did not respond to the actual need

**EDUCATION**

Location of nearest education facility	Off-site	Number of families with source of income	388
% children going to school	<50%	Access to income generating activities	Yes

**COMMUNICATION**

Main source for obtaining information	Friends, neighbors and family	Main topic of information requested	Distribution
---------------------------------------	-------------------------------	-------------------------------------	--------------



**17**  
Households (HH)

**99**  
Individuals

**Round 19**  
24 September 2017

### DEMOGRAPHICS

Age/Sex	<1 year	1-5 years	6-17 years	18-59 years	>60 years	Total
Male	5	6	8	21	7	47
Female	2	4	11	26	9	52
<b>Total</b>	<b>7</b>	<b>10</b>	<b>19</b>	<b>47</b>	<b>16</b>	<b>99</b>

### VULNERABLE GROUPS

Pregnant Women	8	8.1%
Breastfeeding Mothers	12	12.1%
Persons with Physical Disabilities	0	0.0%
Persons with Mental Disabilities	0	0.0%
Single Female Headed Households	5	5.1%
Single Male Headed Households	1	1.0%
Older Persons	16	16.2%
<b>Total</b>	<b>42</b>	<b>42.4%</b>

<b>Site ID</b>	<b>BO_S100</b>
<b>Site Type</b>	Collective Settlement/Centre
<b>Site Classification</b>	Spontaneous
<b>Site Open Date</b>	8-Jun-16
<b>Admin 1</b>	BORNO
<b>Admin 2</b>	NGANZAI
<b>Admin 3</b>	GAJIRAM
<b>Latitude</b>	12.476440
<b>Longitude</b>	13.204830

### MOBILITY

Place of Origin of Largest IDP Group	BORNO	MONGUNO	NULL
Place of Origin of 2nd Largest IDP Group	BORNO	NGANZAI	BADU
Area of intended return for Largest IDP Group	Place of origin		
Barriers to return home for Largest IDP Group	Lack of safety		

### SITE MANAGEMENT AGENCY (SMA)

Type of SMA	NULL	Agency Name	NULL
SMA Contact Name	NULL	Phone Number	NULL

### SERVICES

#### SHELTER

% families living outside (no shelter)	None	Most needed NFIs	Blankets/Mats
% families living in emergency shelter	None	% HHs with mosquito nets	<50%
% families living in makeshift shelter	None	% HHs with access to safe cooking facilities	<25%
% families living indoors (solid walls)	>75%	% HHs with access to electricity	None

#### HEALTH

Location of health facilities/services	Off-site (>3 km)	Access to health facility/services	Yes
Health facilities/services provider	NGO	Most prevalent health problems	Cough

#### WASH

Location of site's main water source	On-site (<10 mn)	Total number functioning toilets	0
Liters of water per person per day	5 - 10 ltr	Separate male/female toilets	No
Main problems with drinking water	None	Separate male/female bathing areas	No

#### FOOD

Access to food	Yes, on site	Frequency of food distribution	Irregular
Access to market	Yes	Supplementary feeding for pregnant/lactant mothers?	No
Most common source for obtaining food	Distribution	Supplementary feeding for children?	No

#### PROTECTION


Security provided on-site	Yes	GBV referral mechanism in place	No
Main security provider	Police	Number of women friendly spaces	0
Most common type of security incident	None	Number of child friendly spaces	0
Most common type of GBV incident	None	Most reported problem in receiving support	Fighting between recipients at distribution points

#### EDUCATION

Location of nearest education facility	None	<b>LIVELIHOOD</b>	
% children going to school	None	Number of families with source of income	13
		Access to income generating activities	Yes

#### COMMUNICATION

Main source for obtaining information	Religious leader	Main topic of information requested	Safety and Security
---------------------------------------	------------------	-------------------------------------	---------------------



### 432

Households (HH)

### 2162

Individuals

### Round 19

24 September 2017

<b>Site ID</b>	<b>BO_S101</b>
<b>Site Type</b>	Collective Settlement/Centre
<b>Site Classification</b>	Spontaneous
<b>Site Open Date</b>	9-May-15
<b>Admin 1</b>	BORNO
<b>Admin 2</b>	KAGA
<b>Admin 3</b>	BENISHEIKH
<b>Latitude</b>	11.807910
<b>Longitude</b>	12.498420

#### DEMOGRAPHICS

Age/Sex	<1 year	1-5 years	6-17 years	18-59 years	>60 years	Total
Male	93	180	326	410	31	1,040
Female	106	201	331	450	34	1,122
<b>Total</b>	<b>199</b>	<b>381</b>	<b>657</b>	<b>860</b>	<b>65</b>	<b>2,162</b>

#### VULNERABLE GROUPS

Pregnant Women	77	3.6%
Breastfeeding Mothers	205	9.5%
Persons with Physical Disabilities	0	0.0%
Persons with Mental Disabilities	0	0.0%
Single Female Headed Households	25	1.2%
Single Male Headed Households	10	0.5%
Older Persons	65	3.0%
<b>Total</b>	<b>382</b>	<b>17.7%</b>

#### MOBILITY

Place of Origin of Largest IDP Group	BORNO	KAGA	NULL
Place of Origin of 2nd Largest IDP Group	BORNO	KAGA	NULL
Area of intended return for Largest IDP Group	Place of origin		
Barriers to return home for Largest IDP Group	Lack of safety		

#### SITE MANAGEMENT AGENCY (SMA)

Type of SMA	NULL	Agency Name	NULL
SMA Contact Name	NULL	Phone Number	NULL

#### SERVICES

SHELTER			
% families living outside (no shelter)	None	Most needed NFIs	Blankets/Mats
% families living in emergency shelter	>75%	% HHs with mosquito nets	<25%
% families living in makeshift shelter	<25%	% HHs with access to safe cooking facilities	>75%
% families living indoors (solid walls)	<25%	% HHs with access to electricity	None

#### HEALTH

Location of health facilities/services	On-site (<3 km)	Access to health facility/services	Yes
Health facilities/services provider	INGO	Most prevalent health problems	Malaria

#### WASH

Location of site's main water source	On-site (<10 mn)	Total number functioning toilets	25
Liters of water per person per day	10 - 15 ltr	Separate male/female toilets	No
Main problems with drinking water	None	Separate male/female bathing areas	No

#### FOOD

Access to food	Yes, on site	Frequency of food distribution	Irregular
Access to market	Yes	Supplementary feeding for pregnant/lactant mothers?	No
Most common source for obtaining food	Cash	Supplementary feeding for children?	No

#### PROTECTION

Security provided on-site	Yes	GBV referral mechanism in place	Yes
Main security provider	Self organized	Number of women friendly spaces	0
Most common type of security incident	None	Number of child friendly spaces	0
Most common type of GBV incident	None	Most reported problem in receiving support	Not enough assistance for all entitled

#### EDUCATION

Location of nearest education facility	Off-site	Number of families with source of income	0
% children going to school	<75%	Access to income generating activities	Yes

#### COMMUNICATION

Main source for obtaining information	Friends, neighbors and family	Main topic of information requested	Situation in areas of origin
---------------------------------------	-------------------------------	-------------------------------------	------------------------------



# KADUWA I

Site Profile

DTM

Nigeria

53

Households (HH)

257

Individuals

Round 19

24 September 2017



### DEMOGRAPHICS

Age/Sex	<1 year	1-5 years	6-17 years	18-59 years	>60 years	Total
Male	12	18	36	32	6	104
Female	14	26	64	41	8	153
<b>Total</b>	<b>26</b>	<b>44</b>	<b>100</b>	<b>73</b>	<b>14</b>	<b>257</b>

<b>Site ID</b>	<b>BO_S102</b>
<b>Site Type</b>	Camp
<b>Site Classification</b>	Spontaneous
<b>Site Open Date</b>	NULL
<b>Admin 1</b>	BORNO
<b>Admin 2</b>	MAIDUGURI M. C.
<b>Admin 3</b>	MAISANDARI
<b>Latitude</b>	11.791130
<b>Longitude</b>	13.131680

### VULNERABLE GROUPS

Pregnant Women	4	1.6%
Breastfeeding Mothers	43	16.7%
Persons with Physical Disabilities	0	0.0%
Persons with Mental Disabilities	0	0.0%
Single Female Headed Households	45	17.5%
Single Male Headed Households	0	0.0%
Older Persons	14	5.4%
<b>Total</b>	<b>106</b>	<b>41.2%</b>

### MOBILITY

	BORNO	KONDUGA	MASBA / DALWA WEST
Place of Origin of Largest IDP Group	NULL	NULL	NULL
Place of Origin of 2nd Largest IDP Group	NULL	NULL	NULL
Area of intended return for Largest IDP Group	Place of origin		
Barriers to return home for Largest IDP Group	Lack of safety		

### SITE MANAGEMENT AGENCY (SMA)

Type of SMA	NULL	Agency Name	NULL
SMA Contact Name	NULL	Phone Number	NULL

### SERVICES

#### SHELTER

% families living outside (no shelter)	None	Most needed NFIs	Blankets/Mats
% families living in emergency shelter	>75%	% HHs with mosquito nets	<50%
% families living in makeshift shelter	<25%	% HHs with access to safe cooking facilities	>75%
% families living indoors (solid walls)	None	% HHs with access to electricity	None

#### HEALTH

Location of health facilities/services	On-site (<3 km)	Access to health facility/services	Yes
Health facilities/services provider	INGO	Most prevalent health problems	Malaria

#### WASH

Location of site's main water source	On-site (<10 mn)	Total number functioning toilets	0
Liters of water per person per day	10 - 15 ltr	Separate male/female toilets	No
Main problems with drinking water	None	Separate male/female bathing areas	No

#### FOOD

Access to food	Yes, on site	Frequency of food distribution	Irregular
Access to market	Yes	Supplementary feeding for pregnant/lactant mothers?	No
Most common source for obtaining food	Cash	Supplementary feeding for children?	Yes

#### PROTECTION

Security provided on-site	Yes	GBV referral mechanism in place	Yes
Main security provider	Self organized	Number of women friendly spaces	0
Most common type of security incident	None	Number of child friendly spaces	0
Most common type of GBV incident	Domestic violence	Most reported problem in receiving support	Not enough assistance for all entitled

#### EDUCATION

Location of nearest education facility	Off-site	Number of families with source of income	0
% children going to school	<50%	Access to income generating activities	Yes

#### COMMUNICATION

Main source for obtaining information	Local leader/Community leader	Main topic of information requested	Distribution
---------------------------------------	-------------------------------	-------------------------------------	--------------



**43**  
Households (HH)

**253**  
Individuals

**Round 19**  
24 September 2017

### DEMOGRAPHICS

Age/Sex	<1 year	1-5 years	6-17 years	18-59 years	>60 years	Total
Male	9	26	34	39	5	113
Female	10	41	40	40	9	140
<b>Total</b>	<b>19</b>	<b>67</b>	<b>74</b>	<b>79</b>	<b>14</b>	<b>253</b>

### VULNERABLE GROUPS

Pregnant Women	31	12.3%
Breastfeeding Mothers	30	11.9%
Persons with Physical Disabilities	0	0.0%
Persons with Mental Disabilities	1	0.4%
Single Female Headed Households	2	0.8%
Single Male Headed Households	1	0.4%
Older Persons	14	5.5%
<b>Total</b>	<b>79</b>	<b>31.2%</b>

<b>Site ID</b>	<b>BO_S103</b>
<b>Site Type</b>	Collective Settlement/Centre
<b>Site Classification</b>	Spontaneous
<b>Site Open Date</b>	NULL
<b>Admin 1</b>	BORNO
<b>Admin 2</b>	MAIDUGURI M. C.
<b>Admin 3</b>	MAISANDARI
<b>Latitude</b>	11.789750
<b>Longitude</b>	13.132470

### MOBILITY

Place of Origin of Largest IDP Group	BORNO	KONDUGA	NYALERI/SANDIA/YEJIWA
Place of Origin of 2nd Largest IDP Group	NULL	NULL	NULL
Area of intended return for Largest IDP Group	Place of origin		
Barriers to return home for Largest IDP Group	Lack of safety		

### SITE MANAGEMENT AGENCY (SMA)

Type of SMA	NULL	Agency Name	NULL
SMA Contact Name	NULL	Phone Number	NULL

### SERVICES

#### SHELTER

% families living outside (no shelter)	None	Most needed NFIs	Mosquito nets
% families living in emergency shelter	>75%	% HHs with mosquito nets	<75%
% families living in makeshift shelter	<25%	% HHs with access to safe cooking facilities	<75%
% families living indoors (solid walls)	None	% HHs with access to electricity	None

#### HEALTH

Location of health facilities/services	On-site (<3 km)	Access to health facility/services	Yes
Health facilities/services provider	INGO	Most prevalent health problems	Fever

#### WASH

Location of site's main water source	On-site (<10 mn)	Total number functioning toilets	9
Liters of water per person per day	>15 ltr	Separate male/female toilets	No
Main problems with drinking water	None	Separate male/female bathing areas	Yes

#### FOOD

Access to food	Yes, on site	Frequency of food distribution	Irregular
Access to market	Yes	Supplementary feeding for pregnant/lactant mothers?	No
Most common source for obtaining food	Distribution	Supplementary feeding for children?	Yes

#### PROTECTION

Security provided on-site	Yes	GBV referral mechanism in place	Yes
Main security provider	Self organized	Number of women friendly spaces	0
Most common type of security incident	None	Number of child friendly spaces	0
Most common type of GBV incident	None	Most reported problem in receiving support	Not enough assistance for all entitled

#### EDUCATION

Location of nearest education facility	Off-site	Number of families with source of income	38
% children going to school	<25%	Access to income generating activities	Yes

#### COMMUNICATION

Main source for obtaining information	Local leader/Community leader	Main topic of information requested	Distribution
---------------------------------------	-------------------------------	-------------------------------------	--------------



### 31

Households (HH)

### 165

Individuals

### Round 19

24 September 2017

#### DEMOGRAPHICS

Age/Sex	<1 year	1-5 years	6-17 years	18-59 years	>60 years	Total
Male	10	10	22	24	2	68
Female	13	13	38	28	5	97
<b>Total</b>	<b>23</b>	<b>23</b>	<b>60</b>	<b>52</b>	<b>7</b>	<b>165</b>

#### VULNERABLE GROUPS

Pregnant Women	8	4.8%
Breastfeeding Mothers	34	20.6%
Persons with Physical Disabilities	0	0.0%
Persons with Mental Disabilities	0	0.0%
Single Female Headed Households	3	1.8%
Single Male Headed Households	0	0.0%
Older Persons	7	4.2%
<b>Total</b>	<b>52</b>	<b>31.5%</b>

<b>Site ID</b>	<b>BO_S104</b>
<b>Site Type</b>	Collective Settlement/Centre
<b>Site Classification</b>	Spontaneous
<b>Site Open Date</b>	NULL
<b>Admin 1</b>	BORNO
<b>Admin 2</b>	MAIDUGURI M. C.
<b>Admin 3</b>	MAISANDARI
<b>Latitude</b>	11.790250
<b>Longitude</b>	13.132920

#### MOBILITY

Place of Origin of Largest IDP Group	BORNO	KONDUGA	MASBA / DALWA WEST
Place of Origin of 2nd Largest IDP Group	BORNO	KONDUGA	KONDUGA
Area of intended return for Largest IDP Group	Place of origin		
Barriers to return home for Largest IDP Group	Lack of safety		

#### SITE MANAGEMENT AGENCY (SMA)

Type of SMA	NULL	Agency Name	NULL
SMA Contact Name	NULL	Phone Number	NULL

#### SERVICES

SHELTER			
% families living outside (no shelter)	None	Most needed NFIs	Mosquito nets
% families living in emergency shelter	>75%	% HHs with mosquito nets	<75%
% families living in makeshift shelter	<25%	% HHs with access to safe cooking facilities	<75%
% families living indoors (solid walls)	None	% HHs with access to electricity	None

HEALTH			
Location of health facilities/services	On-site (<3 km)	Access to health facility/services	Yes
Health facilities/services provider	INGO	Most prevalent health problems	Fever

WASH			
Location of site's main water source	Off-site (<10 mn)	Total number functioning toilets	1
Liters of water per person per day	>15 ltr	Separate male/female toilets	Yes
Main problems with drinking water	None	Separate male/female bathing areas	Yes

FOOD			
Access to food	Yes, on site	Frequency of food distribution	Irregular
Access to market	No	Supplementary feeding for pregnant/lactant mothers?	No
Most common source for obtaining food	Distribution	Supplementary feeding for children?	Yes

PROTECTION			
Security provided on-site	Yes	GBV referral mechanism in place	Yes
Main security provider	Self organized	Number of women friendly spaces	0
Most common type of security incident	None	Number of child friendly spaces	0
Most common type of GBV incident	None	Most reported problem in receiving support	Not enough assistance for all entitled

EDUCATION		LIVELIHOOD	
Location of nearest education facility	On-site	Number of families with source of income	0
% children going to school	<50%	Access to income generating activities	Yes

COMMUNICATION			
Main source for obtaining information	Friends, neighbors and family	Main topic of information requested	Distribution



# ALI DAWARI I CAMP

Site Profile

DTM

Nigeria



36

Households (HH)

199

Individuals

Round 19

24 September 2017

### DEMOGRAPHICS

Age/Sex	<1 year	1-5 years	6-17 years	18-59 years	>60 years	Total
Male	10	25	22	23	6	86
Female	6	31	27	41	8	113
<b>Total</b>	<b>16</b>	<b>56</b>	<b>49</b>	<b>64</b>	<b>14</b>	<b>199</b>

<b>Site ID</b>	<b>BO_S105</b>
<b>Site Type</b>	Collective Settlement/Centre
<b>Site Classification</b>	Spontaneous
<b>Site Open Date</b>	NULL
<b>Admin 1</b>	BORNO
<b>Admin 2</b>	MAIDUGURI M. C.
<b>Admin 3</b>	MAISANDARI
<b>Latitude</b>	11.790640
<b>Longitude</b>	13.132810

### VULNERABLE GROUPS

Pregnant Women	10	5.0%
Breastfeeding Mothers	36	18.1%
Persons with Physical Disabilities	1	0.5%
Persons with Mental Disabilities	0	0.0%
Single Female Headed Households	12	6.0%
Single Male Headed Households	0	0.0%
Older Persons	14	7.0%
<b>Total</b>	<b>73</b>	<b>36.7%</b>

### MOBILITY

Place of Origin of Largest IDP Group	BORNO	KONDUGA	MASBA / DALWA WEST
Place of Origin of 2nd Largest IDP Group	NULL	NULL	NULL
Area of intended return for Largest IDP Group	Place of origin		
Barriers to return home for Largest IDP Group	Lack of safety		

### SITE MANAGEMENT AGENCY (SMA)

Type of SMA	NULL	Agency Name	NULL
SMA Contact Name	NULL	Phone Number	NULL

### SERVICES

#### SHELTER

% families living outside (no shelter)	None	Most needed NFIs	Mosquito nets
% families living in emergency shelter	>75%	% HHs with mosquito nets	<75%
% families living in makeshift shelter	<25%	% HHs with access to safe cooking facilities	<75%
% families living indoors (solid walls)	None	% HHs with access to electricity	None

#### HEALTH

Location of health facilities/services	On-site (<3 km)	Access to health facility/services	Yes
Health facilities/services provider	INGO	Most prevalent health problems	Fever

#### WASH

Location of site's main water source	On-site (<10 mn)	Total number functioning toilets	0
Liters of water per person per day	>15 ltr	Separate male/female toilets	Yes
Main problems with drinking water	None	Separate male/female bathing areas	Yes

#### FOOD

Access to food	Yes, on site	Frequency of food distribution	Irregular
Access to market	No	Supplementary feeding for pregnant/lactant mothers?	No
Most common source for obtaining food	Distribution	Supplementary feeding for children?	Yes

#### PROTECTION

Security provided on-site	Yes	GBV referral mechanism in place	Yes
Main security provider	Self organized	Number of women friendly spaces	0
Most common type of security incident	None	Number of child friendly spaces	0
Most common type of GBV incident	None	Most reported problem in receiving support	Not enough assistance for all entitled

#### EDUCATION

Location of nearest education facility	On-site	Number of families with source of income	24
% children going to school	<25%	Access to income generating activities	Yes

#### COMMUNICATION

Main source for obtaining information	Friends, neighbors and family	Main topic of information requested	Distribution
---------------------------------------	-------------------------------	-------------------------------------	--------------

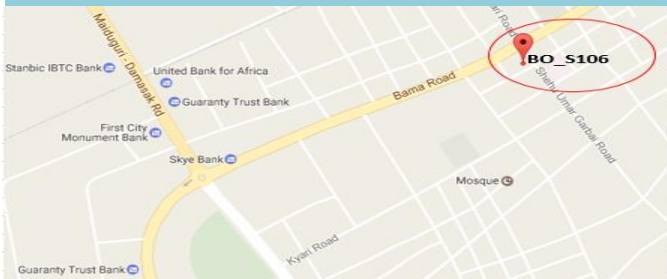


# GIDAN MANDARA

Site Profile

DTM

Nigeria



40

Households (HH)

226

Individuals

Round 19

24 September 2017

### DEMOGRAPHICS

Age/Sex	<1 year	1-5 years	6-17 years	18-59 years	>60 years	Total
Male	9	12	47	19	5	92
Female	12	14	52	49	7	134
<b>Total</b>	<b>21</b>	<b>26</b>	<b>99</b>	<b>68</b>	<b>12</b>	<b>226</b>

<b>Site ID</b>	<b>BO_S106</b>
<b>Site Type</b>	Camp
<b>Site Classification</b>	Spontaneous
<b>Site Open Date</b>	20-Jan-14
<b>Admin 1</b>	BORNO
<b>Admin 2</b>	MAIDUGURI M. C.
<b>Admin 3</b>	LAMISULA/JABBA MARI
<b>Latitude</b>	11.855670
<b>Longitude</b>	13.150970

### VULNERABLE GROUPS

Pregnant Women	16	7.1%
Breastfeeding Mothers	31	13.7%
Persons with Physical Disabilities	0	0.0%
Persons with Mental Disabilities	0	0.0%
Single Female Headed Households	15	6.6%
Single Male Headed Households	0	0.0%
Older Persons	12	5.3%
<b>Total</b>	<b>74</b>	<b>32.7%</b>

### MOBILITY

Place of Origin of Largest IDP Group	BORNO	GWOZA	ASHIGASHIYA
Place of Origin of 2nd Largest IDP Group	BORNO	MONGUNO	NULL
Area of intended return for Largest IDP Group	Place of origin		
Barriers to return home for Largest IDP Group	Lack of safety		

### SITE MANAGEMENT AGENCY (SMA)

Type of SMA	NULL	Agency Name	NULL
SMA Contact Name	NULL	Phone Number	NULL

### SERVICES

#### SHELTER

% families living outside (no shelter)	None	Most needed NFIs	Kitchen sets
% families living in emergency shelter	None	% HHs with mosquito nets	<50%
% families living in makeshift shelter	None	% HHs with access to safe cooking facilities	<25%
% families living indoors (solid walls)	>75%	% HHs with access to electricity	None

#### HEALTH

Location of health facilities/services	Off-site (<3 km)	Access to health facility/services	Yes
Health facilities/services provider	INGO	Most prevalent health problems	Fever

#### WASH

Location of site's main water source	On-site (<10 mn)	Total number functioning toilets	0
Liters of water per person per day	10 - 15 ltr	Separate male/female toilets	No
Main problems with drinking water	None	Separate male/female bathing areas	No

#### FOOD

Access to food	Yes, on site	Frequency of food distribution	Irregular
Access to market	Yes	Supplementary feeding for pregnant/lactant mothers?	No
Most common source for obtaining food	Distribution	Supplementary feeding for children?	Yes

#### PROTECTION

Security provided on-site	Yes	GBV referral mechanism in place	No
Main security provider	Self organized	Number of women friendly spaces	0
Most common type of security incident	None	Number of child friendly spaces	0
Most common type of GBV incident	None	Most reported problem in receiving support	None

#### EDUCATION

Location of nearest education facility	On-site	Number of families with source of income	6
% children going to school	<50%	Access to income generating activities	Yes

#### COMMUNICATION

Main source for obtaining information	Local leader/Community leader	Main topic of information requested	Safety and Security
---------------------------------------	-------------------------------	-------------------------------------	---------------------



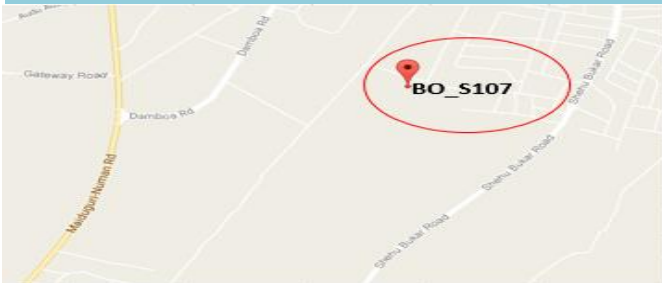


# BULABULIN GAURA

Site Profile

DTM

Nigeria



53

Households (HH)

302

Individuals

Round 19

24 September 2017

### DEMOGRAPHICS

Age/Sex	<1 year	1-5 years	6-17 years	18-59 years	>60 years	Total
Male	5	25	36	53	3	122
Female	8	42	43	83	4	180
<b>Total</b>	<b>13</b>	<b>67</b>	<b>79</b>	<b>136</b>	<b>7</b>	<b>302</b>

<b>Site ID</b>	<b>BO_S107</b>
<b>Site Type</b>	Collective Settlement/Centre
<b>Site Classification</b>	Spontaneous
<b>Site Open Date</b>	NULL
<b>Admin 1</b>	BORNO
<b>Admin 2</b>	MAIDUGURI M. C.
<b>Admin 3</b>	MAISANDARI
<b>Latitude</b>	11.800400
<b>Longitude</b>	13.133650

### VULNERABLE GROUPS

Pregnant Women	28	9.3%
Breastfeeding Mothers	34	11.3%
Persons with Physical Disabilities	0	0.0%
Persons with Mental Disabilities	2	0.7%
Single Female Headed Households	3	1.0%
Single Male Headed Households	10	3.3%
Older Persons	7	2.3%
<b>Total</b>	<b>84</b>	<b>27.8%</b>

### MOBILITY

Place of Origin of Largest IDP Group	BORNO	KONDUGA	MASBA / DALWA WEST
Place of Origin of 2nd Largest IDP Group	NULL	NULL	NULL
Area of intended return for Largest IDP Group	Place of origin		
Barriers to return home for Largest IDP Group	Lack of safety		

### SITE MANAGEMENT AGENCY (SMA)

Type of SMA	NULL	Agency Name	NULL
SMA Contact Name	NULL	Phone Number	NULL

### SERVICES

SHELTER			
% families living outside (no shelter)	None	Most needed NFIs	Mosquito nets
% families living in emergency shelter	<25%	% HHs with mosquito nets	<25%
% families living in makeshift shelter	>75%	% HHs with access to safe cooking facilities	<75%
% families living indoors (solid walls)	None	% HHs with access to electricity	None

HEALTH			
Location of health facilities/services	On-site (<3 km)	Access to health facility/services	Yes
Health facilities/services provider	INGO	Most prevalent health problems	Malaria

WASH			
Location of site's main water source	Off-site (>10 mn)	Total number functioning toilets	8
Liters of water per person per day	>15 ltr	Separate male/female toilets	No
Main problems with drinking water	None	Separate male/female bathing areas	Yes

FOOD			
Access to food	Yes, on site	Frequency of food distribution	Irregular
Access to market	Yes	Supplementary feeding for pregnant/lactant mothers?	No
Most common source for obtaining food	Distribution	Supplementary feeding for children?	No

PROTECTION			
Security provided on-site	Yes	GBV referral mechanism in place	No
Main security provider	Local Authorities	Number of women friendly spaces	0
Most common type of security incident	None	Number of child friendly spaces	0
Most common type of GBV incident	None	Most reported problem in receiving support	None

EDUCATION		LIVELIHOOD	
Location of nearest education facility	Off-site	Number of families with source of income	7
% children going to school	<75%	Access to income generating activities	Yes

COMMUNICATION			
Main source for obtaining information	Local leader/Community leader	Main topic of information requested	Distribution



# YAWURI CAMP

Site Profile

DTM

Nigeria



155

Households (HH)

847

Individuals

Round 19

24 September 2017

<b>Site ID</b>	<b>BO_S108</b>
<b>Site Type</b>	Collective Settlement/Centre
<b>Site Classification</b>	Spontaneous
<b>Site Open Date</b>	26-Aug-16
<b>Admin 1</b>	BORNO
<b>Admin 2</b>	KONDUGA
<b>Admin 3</b>	DALORI / WANORI
<b>Latitude</b>	11.775880
<b>Longitude</b>	13.217180

### DEMOGRAPHICS

Age/Sex	<1 year	1-5 years	6-17 years	18-59 years	>60 years	Total
Male	23	72	126	148	12	381
Female	28	89	154	182	13	466
<b>Total</b>	<b>51</b>	<b>161</b>	<b>280</b>	<b>330</b>	<b>25</b>	<b>847</b>

### VULNERABLE GROUPS

Pregnant Women	52	6.1%
Breastfeeding Mothers	70	8.3%
Persons with Physical Disabilities	5	0.6%
Persons with Mental Disabilities	3	0.4%
Single Female Headed Households	16	1.9%
Single Male Headed Households	8	0.9%
Older Persons	25	3.0%
<b>Total</b>	<b>179</b>	<b>21.1%</b>

### MOBILITY

Place of Origin of Largest IDP Group	BORNO	JERE	ALAU
Place of Origin of 2nd Largest IDP Group	BORNO	ABADAM	YAWA KURA
Area of intended return for Largest IDP Group	Place of origin		
Barriers to return home for Largest IDP Group	Lack of safety		

### SITE MANAGEMENT AGENCY (SMA)

Type of SMA	NULL	Agency Name	NULL
SMA Contact Name	NULL	Phone Number	NULL

### SERVICES

SHELTER			
% families living outside (no shelter)	<25%	Most needed NFIs	Mosquito nets
% families living in emergency shelter	None	% HHs with mosquito nets	<25%
% families living in makeshift shelter	>75%	% HHs with access to safe cooking facilities	<25%
% families living indoors (solid walls)	None	% HHs with access to electricity	None

HEALTH			
Location of health facilities/services	Off-site (<3 km)	Access to health facility/services	Yes
Health facilities/services provider	INGO	Most prevalent health problems	Malaria

WASH			
Location of site's main water source	Off-site (<10 mn)	Total number functioning toilets	0
Liters of water per person per day	10 - 15 ltr	Separate male/female toilets	No
Main problems with drinking water	None	Separate male/female bathing areas	No

FOOD			
Access to food	Yes, on site	Frequency of food distribution	Irregular
Access to market	No	Supplementary feeding for pregnant/lactant mothers?	Yes
Most common source for obtaining food	Distribution	Supplementary feeding for children?	Yes

PROTECTION			
Security provided on-site	Yes	GBV referral mechanism in place	No
Main security provider	Self organized	Number of women friendly spaces	0
Most common type of security incident	None	Number of child friendly spaces	0
Most common type of GBV incident	None	Most reported problem in receiving support	None

EDUCATION		LIVELIHOOD	
Location of nearest education facility	Off-site	Number of families with source of income	0
% children going to school	<75%	Access to income generating activities	Yes

COMMUNICATION			
Main source for obtaining information	Local leader/Community leader	Main topic of information requested	Distribution



# BANKI CAMP

Site Profile

DTM

Nigeria



8503

Households (HH)

42513

Individuals

Round 19

24 September 2017

Site ID	BO_S110
Site Type	Collective Settlement/Centre
Site Classification	Spontaneous
Site Open Date	25-Sep-15
Admin 1	BORNO
Admin 2	BAMA
Admin 3	KUMSHE /NDUGUNO
Latitude	11.257550
Longitude	14.154440

### DEMOGRAPHICS

Age/Sex	<1 year	1-5 years	6-17 years	18-59 years	>60 years	Total
Male	1,892	2,125	4,321	7,891	1,538	17,767
Female	2,158	3,245	7,642	8,592	3,109	24,746
<b>Total</b>	<b>4,050</b>	<b>5,370</b>	<b>11,963</b>	<b>16,483</b>	<b>4,647</b>	<b>42,513</b>

### VULNERABLE GROUPS

Pregnant Women	950	2.2%
Breastfeeding Mothers	4,481	10.5%
Persons with Physical Disabilities	0	0.0%
Persons with Mental Disabilities	0	0.0%
Single Female Headed Households	1,413	3.3%
Single Male Headed Households	150	0.4%
Older Persons	4,647	10.9%
<b>Total</b>	<b>11,641</b>	<b>27.4%</b>

### MOBILITY

Place of Origin of Largest IDP Group	BORNO	BAMA	BUDUWA / BULA CHIRABE
Place of Origin of 2nd Largest IDP Group	BORNO	BAMA	SHEHURI / HAUSARI / MAIRI
Area of intended return for Largest IDP Group	Place of origin		
Barriers to return home for Largest IDP Group	House damaged/destroyed		

### SITE MANAGEMENT AGENCY (SMA)

Type of SMA	Government	Agency Name	SEMA
SMA Contact Name	SEMA	Phone Number	8027619886

### SERVICES

#### SHELTER

% families living outside (no shelter)	<25%	Most needed NFIs	Blankets/Mats
% families living in emergency shelter	<50%	% HHs with mosquito nets	<50%
% families living in makeshift shelter	<25%	% HHs with access to safe cooking facilities	<25%
% families living indoors (solid walls)	<75%	% HHs with access to electricity	None

#### HEALTH

Location of health facilities/services	On-site (<3 km)	Access to health facility/services	Yes
Health facilities/services provider	INGO	Most prevalent health problems	Diarrhea

#### WASH

Location of site's main water source	On-site (<10 mn)	Total number functioning toilets	15
Liters of water per person per day	>15 ltr	Separate male/female toilets	Yes
Main problems with drinking water	None	Separate male/female bathing areas	Yes

#### FOOD

Access to food	Yes, on site	Frequency of food distribution	Irregular
Access to market	Yes	Supplementary feeding for pregnant/lactant mothers?	Yes
Most common source for obtaining food	Distribution	Supplementary feeding for children?	Yes

#### PROTECTION

Security provided on-site	Yes	GBV referral mechanism in place	No
Main security provider	Military	Number of women friendly spaces	0
Most common type of security incident	None	Number of child friendly spaces	0
Most common type of GBV incident	None	Most reported problem in receiving support	None

#### EDUCATION

Location of nearest education facility	On-site	Number of families with source of income	0
% children going to school	<75%	Access to income generating activities	Yes

#### COMMUNICATION

Main source for obtaining information	Friends, neighbors and family	Main topic of information requested	Situation in areas of origin
---------------------------------------	-------------------------------	-------------------------------------	------------------------------

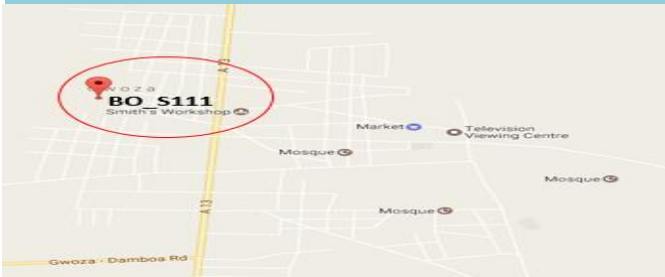


# GWOZA WAKANE PRI. SCH.

Site Profile

DTM

Nigeria



184

Households (HH)

1103

Individuals

Round 19

24 September 2017

### DEMOGRAPHICS

Age/Sex	<1 year	1-5 years	6-17 years	18-59 years	>60 years	Total
Male	28	93	104	203	38	466
Female	36	123	133	294	51	637
<b>Total</b>	<b>64</b>	<b>216</b>	<b>237</b>	<b>497</b>	<b>89</b>	<b>1,103</b>

<b>Site ID</b>	<b>BO_S111</b>
<b>Site Type</b>	Collective Settlement/Centre
<b>Site Classification</b>	Spontaneous
<b>Site Open Date</b>	20-Aug-16
<b>Admin 1</b>	BORNO
<b>Admin 2</b>	GWOZA
<b>Admin 3</b>	GWOZA WAKANE / BULABULIN
<b>Latitude</b>	11.089000
<b>Longitude</b>	13.687570

### VULNERABLE GROUPS

Pregnant Women	34	3.1%
Breastfeeding Mothers	86	7.8%
Persons with Physical Disabilities	2	0.2%
Persons with Mental Disabilities	1	0.1%
Single Female Headed Households	24	2.2%
Single Male Headed Households	3	0.3%
Older Persons	89	8.1%
<b>Total</b>	<b>239</b>	<b>21.7%</b>

### MOBILITY

Place of Origin of Largest IDP Group	BORNO	GWOZA	IMBAGDA/ LIMAN KARA/ NEW SETT
Place of Origin of 2nd Largest IDP Group	BORNO	GWOZA	DURE / WALA / WARABE
Area of intended return for Largest IDP Group	Place of origin		
Barriers to return home for Largest IDP Group	Accessibility		

### SITE MANAGEMENT AGENCY (SMA)

Type of SMA	INGO	Agency Name	N/A
SMA Contact Name	N/A	Phone Number	NULL

### SERVICES

#### SHELTER

% families living outside (no shelter)	None	Most needed NFIs	Soap
% families living in emergency shelter	>75%	% HHs with mosquito nets	>75%
% families living in makeshift shelter	None	% HHs with access to safe cooking facilities	>75%
% families living indoors (solid walls)	None	% HHs with access to electricity	None

#### HEALTH

Location of health facilities/services	Mobile clinic	Access to health facility/services	Yes
Health facilities/services provider	INGO	Most prevalent health problems	Malaria

#### WASH

Location of site's main water source	On-site (<10 mn)	Total number functioning toilets	0
Liters of water per person per day	10 - 15 ltr	Separate male/female toilets	No
Main problems with drinking water	None	Separate male/female bathing areas	No

#### FOOD

Access to food	Yes, on site	Frequency of food distribution	Once a month
Access to market	No	Supplementary feeding for pregnant/lactant mothers?	Yes
Most common source for obtaining food	Distribution	Supplementary feeding for children?	Yes

#### PROTECTION

Security provided on-site	Yes	GBV referral mechanism in place	Yes
Main security provider	Military	Number of women friendly spaces	1
Most common type of security incident	None	Number of child friendly spaces	1
Most common type of GBV incident	None	Most reported problem in receiving support	None

#### EDUCATION

Location of nearest education facility	On-site	Number of families with source of income	0
% children going to school	<50%	Access to income generating activities	Yes

#### COMMUNICATION

Main source for obtaining information	Aid worker	Main topic of information requested	Other relief assistance
---------------------------------------	------------	-------------------------------------	-------------------------



# EL-MISKIN CENTER

Site Profile

DTM

Nigeria



505

Households (HH)

2797

Individuals

Round 19

24 September 2017

### DEMOGRAPHICS

Age/Sex	<1 year	1-5 years	6-17 years	18-59 years	>60 years	Total
Male	70	243	321	401	79	1,114
Female	42	372	546	634	89	1,683
<b>Total</b>	<b>112</b>	<b>615</b>	<b>867</b>	<b>1,035</b>	<b>168</b>	<b>2,797</b>

### VULNERABLE GROUPS

Pregnant Women	48	1.7%
Breastfeeding Mothers	115	4.1%
Persons with Physical Disabilities	15	0.5%
Persons with Mental Disabilities	0	0.0%
Single Female Headed Households	43	1.5%
Single Male Headed Households	21	0.8%
Older Persons	168	6.0%
<b>Total</b>	<b>410</b>	<b>14.7%</b>

<b>Site ID</b>	<b>BO_S113</b>
<b>Site Type</b>	Camp
<b>Site Classification</b>	Spontaneous
<b>Site Open Date</b>	11-Mar-14
<b>Admin 1</b>	BORNO
<b>Admin 2</b>	JERE
<b>Admin 3</b>	OLD MAIDUGURI
<b>Latitude</b>	11.881560
<b>Longitude</b>	13.177080

### MOBILITY

Place of Origin of Largest IDP Group	BORNO	DIKWA	DIKWA
Place of Origin of 2nd Largest IDP Group	BORNO	MONGUNO	NULL
Area of intended return for Largest IDP Group	Place of origin		
Barriers to return home for Largest IDP Group	Lack of safety		

### SITE MANAGEMENT AGENCY (SMA)

Type of SMA	Government	Agency Name	SEMA
SMA Contact Name	SEMA	Phone Number	NULL

### SERVICES

#### SHELTER

% families living outside (no shelter)	None	Most needed NFIs	Blankets/Mats
% families living in emergency shelter	<50%	% HHs with mosquito nets	<50%
% families living in makeshift shelter	<50%	% HHs with access to safe cooking facilities	<25%
% families living indoors (solid walls)	<25%	% HHs with access to electricity	None

#### HEALTH

Location of health facilities/services	On-site (<3 km)	Access to health facility/services	Yes
Health facilities/services provider	NGO	Most prevalent health problems	Malnutrition

#### WASH

Location of site's main water source	On-site (<10 mn)	Total number functioning toilets	0
Liters of water per person per day	>15 ltr	Separate male/female toilets	No
Main problems with drinking water	None	Separate male/female bathing areas	No

#### FOOD

Access to food	Yes, on site	Frequency of food distribution	Irregular
Access to market	Yes	Supplementary feeding for pregnant/lactant mothers?	No
Most common source for obtaining food	Cash	Supplementary feeding for children?	Yes

#### PROTECTION

Security provided on-site	Yes	GBV referral mechanism in place	Yes
Main security provider	Self organized	Number of women friendly spaces	0
Most common type of security incident	None	Number of child friendly spaces	0
Most common type of GBV incident	None	Most reported problem in receiving support	None

#### EDUCATION

Location of nearest education facility	Off-site	Number of families with source of income	0
% children going to school	<25%	Access to income generating activities	Yes

#### COMMUNICATION

Main source for obtaining information	Friends, neighbors and family	Main topic of information requested	Distribution
---------------------------------------	-------------------------------	-------------------------------------	--------------



# OLD MAIDUGURI POLICE STATION CAMP

Site Profile

DTM

Nigeria



159

Households (HH)

793

Individuals

Round 19

24 September 2017

### DEMOGRAPHICS

Age/Sex	<1 year	1-5 years	6-17 years	18-59 years	>60 years	Total
Male	25	77	104	123	23	352
Female	30	94	135	152	30	441
<b>Total</b>	<b>55</b>	<b>171</b>	<b>239</b>	<b>275</b>	<b>53</b>	<b>793</b>

<b>Site ID</b>	<b>BO_S114</b>
<b>Site Type</b>	Camp
<b>Site Classification</b>	Spontaneous
<b>Site Open Date</b>	NULL
<b>Admin 1</b>	BORNO
<b>Admin 2</b>	JERE
<b>Admin 3</b>	OLD MAIDUGURI
<b>Latitude</b>	11.872260
<b>Longitude</b>	13.173570

### VULNERABLE GROUPS

Pregnant Women	24	3.0%
Breastfeeding Mothers	58	7.3%
Persons with Physical Disabilities	8	1.0%
Persons with Mental Disabilities	0	0.0%
Single Female Headed Households	19	2.4%
Single Male Headed Households	7	0.9%
Older Persons	53	6.7%
<b>Total</b>	<b>169</b>	<b>21.3%</b>

### MOBILITY

Place of Origin of Largest IDP Group	BORNO	MAFA	MAFA
Place of Origin of 2nd Largest IDP Group	BORNO	MONGUNO	NULL
Area of intended return for Largest IDP Group	Place of origin		
Barriers to return home for Largest IDP Group	Lack of safety		

### SITE MANAGEMENT AGENCY (SMA)

Type of SMA	NULL	Agency Name	NULL
SMA Contact Name	NULL	Phone Number	NULL

### SERVICES

#### SHELTER

% families living outside (no shelter)	None	Most needed NFIs	Mosquito nets
% families living in emergency shelter	>75%	% HHs with mosquito nets	<25%
% families living in makeshift shelter	<25%	% HHs with access to safe cooking facilities	<25%
% families living indoors (solid walls)	None	% HHs with access to electricity	None

#### HEALTH

Location of health facilities/services	On-site (<3 km)	Access to health facility/services	Yes
Health facilities/services provider	Government	Most prevalent health problems	Malaria

#### WASH

Location of site's main water source	On-site (<10 mn)	Total number functioning toilets	0
Liters of water per person per day	10 - 15 ltr	Separate male/female toilets	No
Main problems with drinking water	None	Separate male/female bathing areas	No

#### FOOD

Access to food	Yes, on site	Frequency of food distribution	Irregular
Access to market	Yes	Supplementary feeding for pregnant/lactant mothers?	Yes
Most common source for obtaining food	Cash	Supplementary feeding for children?	Yes

#### PROTECTION

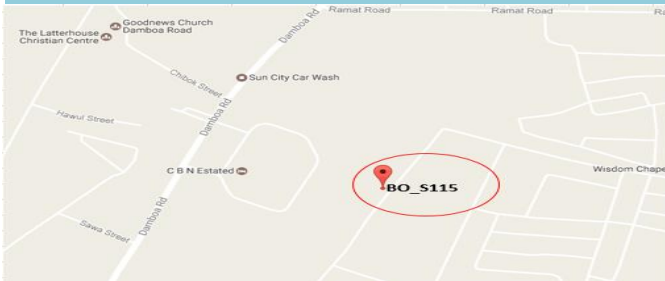
Security provided on-site	Yes	GBV referral mechanism in place	No
Main security provider	Police	Number of women friendly spaces	0
Most common type of security incident	None	Number of child friendly spaces	0
Most common type of GBV incident	None	Most reported problem in receiving support	None

#### EDUCATION

Location of nearest education facility	On-site	Number of families with source of income	0
% children going to school	<50%	Access to income generating activities	Yes

#### COMMUNICATION

Main source for obtaining information	Friends, neighbors and family	Main topic of information requested	Distribution
---------------------------------------	-------------------------------	-------------------------------------	--------------


**29**

Households (HH)

**152**

Individuals

**Round 19**

24 September 2017

**DEMOGRAPHICS**

Age/Sex	<1 year	1-5 years	6-17 years	18-59 years	>60 years	Total
Male	8	11	20	11	14	64
Female	10	12	32	15	19	88
<b>Total</b>	<b>18</b>	<b>23</b>	<b>52</b>	<b>26</b>	<b>33</b>	<b>152</b>

<b>Site ID</b>	<b>BO_S115</b>
<b>Site Type</b>	Collective Settlement/Centre
<b>Site Classification</b>	Spontaneous
<b>Site Open Date</b>	NULL
<b>Admin 1</b>	BORNO
<b>Admin 2</b>	MAIDUGURI M. C.
<b>Admin 3</b>	MAISANDARI
<b>Latitude</b>	11.793710
<b>Longitude</b>	13.133040

**VULNERABLE GROUPS**

Pregnant Women	11	7.2%
Breastfeeding Mothers	38	25.0%
Persons with Physical Disabilities	0	0.0%
Persons with Mental Disabilities	0	0.0%
Single Female Headed Households	4	2.6%
Single Male Headed Households	0	0.0%
Older Persons	33	21.7%
<b>Total</b>	<b>86</b>	<b>56.6%</b>

**MOBILITY**

	BORNO	KONDUGA	MASBA / DALWA WEST
Place of Origin of Largest IDP Group	NULL	NULL	NULL
Place of Origin of 2nd Largest IDP Group	NULL	NULL	NULL
Area of intended return for Largest IDP Group	Place of origin		
Barriers to return home for Largest IDP Group	Lack of safety		

**SITE MANAGEMENT AGENCY (SMA)**

Type of SMA	NULL	Agency Name	NULL
SMA Contact Name	NULL	Phone Number	NULL

**SERVICES**

SHELTER			
% families living outside (no shelter)	None	Most needed NFIs	Blankets/Mats
% families living in emergency shelter	None	% HHs with mosquito nets	<50%
% families living in makeshift shelter	>75%	% HHs with access to safe cooking facilities	<50%
% families living indoors (solid walls)	None	% HHs with access to electricity	None

HEALTH			
Location of health facilities/services	On-site (<3 km)	Access to health facility/services	Yes
Health facilities/services provider	INGO	Most prevalent health problems	Fever

WASH			
Location of site's main water source	Off-site (<10 mn)	Total number functioning toilets	6
Liters of water per person per day	>15 ltr	Separate male/female toilets	No
Main problems with drinking water	None	Separate male/female bathing areas	Yes

FOOD			
Access to food	Yes, on site	Frequency of food distribution	Irregular
Access to market	Yes	Supplementary feeding for pregnant/lactant mothers?	No
Most common source for obtaining food	Distribution	Supplementary feeding for children?	Yes

PROTECTION			
Security provided on-site	Yes	GBV referral mechanism in place	Yes
Main security provider	Self organized	Number of women friendly spaces	1
Most common type of security incident	None	Number of child friendly spaces	1
Most common type of GBV incident	None	Most reported problem in receiving support	Not enough assistance for all entitled

EDUCATION		LIVELIHOOD	
Location of nearest education facility	Off-site	Number of families with source of income	0
% children going to school	<75%	Access to income generating activities	Yes

COMMUNICATION			
Main source for obtaining information	Friends, neighbors and family	Main topic of information requested	Registration



# AWULAM CAMP

Site Profile

DTM

Nigeria



**20**  
Households (HH)

**149**  
Individuals

**Round 19**  
24 September

### DEMOGRAPHICS

Age/Sex	<1 year	1-5 years	6-17 years	18-59 years	>60 years	Total
Male	5	17	20	21	0	63
Female	4	21	23	36	2	86
<b>Total</b>	<b>9</b>	<b>38</b>	<b>43</b>	<b>57</b>	<b>2</b>	<b>149</b>

<b>Site ID</b>	<b>BO_S116</b>
<b>Site Type</b>	Collective Settlement/Centre
<b>Site Classification</b>	Spontaneous
<b>Site Open Date</b>	NULL
<b>Admin 1</b>	BORNO
<b>Admin 2</b>	MAIDUGURI M. C.
<b>Admin 3</b>	MAISANDARI
<b>Latitude</b>	11.789900
<b>Longitude</b>	13.134240

### VULNERABLE GROUPS

Pregnant Women	9	6.0%
Breastfeeding Mothers	31	20.8%
Persons with Physical Disabilities	0	0.0%
Persons with Mental Disabilities	0	0.0%
Single Female Headed Households	3	2.0%
Single Male Headed Households	0	0.0%
Older Persons	2	1.3%
<b>Total</b>	<b>45</b>	<b>30.2%</b>

### MOBILITY

Place of Origin of Largest IDP Group	BORNO	KONDUGA	NYALERI/SANDIA/YEJIWA
Place of Origin of 2nd Largest IDP Group	NULL	NULL	NULL
Area of intended return for Largest IDP Group	Place of origin		
Barriers to return home for Largest IDP Group	Lack of safety		

### SITE MANAGEMENT AGENCY (SMA)

Type of SMA	NULL	Agency Name	NULL
SMA Contact Name	NULL	Phone Number	NULL

### SERVICES

#### SHELTER

% families living outside (no shelter)	None	Most needed NFIs	Mosquito nets
% families living in emergency shelter	>75%	% HHs with mosquito nets	>75%
% families living in makeshift shelter	<25%	% HHs with access to safe cooking facilities	>75%
% families living indoors (solid walls)	None	% HHs with access to electricity	None

#### HEALTH

Location of health facilities/services	On-site (<3 km)	Access to health facility/services	Yes
Health facilities/services provider	INGO	Most prevalent health problems	Fever

#### WASH

Location of site's main water source	On-site (<10 mn)	Total number functioning toilets	3
Liters of water per person per day	>15 ltr	Separate male/female toilets	No
Main problems with drinking water	None	Separate male/female bathing areas	No

#### FOOD

Access to food	Yes, on site	Frequency of food distribution	Irregular
Access to market	Yes	Supplementary feeding for pregnant/lactant mothers?	No
Most common source for obtaining food	Distribution	Supplementary feeding for children?	Yes

#### PROTECTION

Security provided on-site	Yes	GBV referral mechanism in place	Yes
Main security provider	Self organized	Number of women friendly spaces	0
Most common type of security incident	None	Number of child friendly spaces	0
Most common type of GBV incident	None	Most reported problem in receiving support	Not enough assistance for all entitled

#### EDUCATION

Location of nearest education facility	On-site	Number of families with source of income	5
% children going to school	<75%	Access to income generating activities	Yes

#### COMMUNICATION

Main source for obtaining information	Local leader/Community leader	Main topic of information requested	Distribution
---------------------------------------	-------------------------------	-------------------------------------	--------------



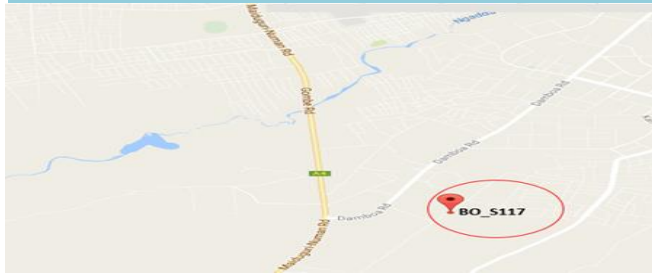


# YAJIWA CAMP KUSERI

Site Profile

DTM

Nigeria



**59**  
Households (HH)

**311**  
Individuals

**Round 19**  
24 September

## DEMOGRAPHICS

Age/Sex	<1 year	1-5 years	6-17 years	18-59 years	>60 years	Total
Male	8	25	28	71	2	134
Female	11	35	41	86	4	177
<b>Total</b>	<b>19</b>	<b>60</b>	<b>69</b>	<b>157</b>	<b>6</b>	<b>311</b>

## VULNERABLE GROUPS

Pregnant Women	5	1.6%
Breastfeeding Mothers	24	7.7%
Persons with Physical Disabilities	0	0.0%
Persons with Mental Disabilities	0	0.0%
Single Female Headed Households	3	1.0%
Single Male Headed Households	0	0.0%
Older Persons	6	1.9%
<b>Total</b>	<b>38</b>	<b>12.2%</b>

<b>Site ID</b>	<b>BO_S117</b>
<b>Site Type</b>	Collective Settlement/Centre
<b>Site Classification</b>	Spontaneous
<b>Site Open Date</b>	NULL
<b>Admin 1</b>	BORNO
<b>Admin 2</b>	MAIDUGURI M. C.
<b>Admin 3</b>	MAISANDARI
<b>Latitude</b>	11.788700
<b>Longitude</b>	13.130640

## MOBILITY

Place of Origin of Largest IDP Group	BORNO	KONDUGA	NYALERI/SANDIA/YEJIWA
Place of Origin of 2nd Largest IDP Group	NULL	NULL	NULL
Area of intended return for Largest IDP Group	Place of origin		
Barriers to return home for Largest IDP Group	Lack of safety		

## SITE MANAGEMENT AGENCY (SMA)

Type of SMA	NULL	Agency Name	NULL
SMA Contact Name	NULL	Phone Number	NULL

## SERVICES

### SHELTER

% families living outside (no shelter)	None	Most needed NFIs	Blankets/Mats
% families living in emergency shelter	>75%	% HHs with mosquito nets	<75%
% families living in makeshift shelter	<25%	% HHs with access to safe cooking facilities	>75%
% families living indoors (solid walls)	None	% HHs with access to electricity	None

### HEALTH

Location of health facilities/services	On-site (<3 km)	Access to health facility/services	Yes
Health facilities/services provider	INGO	Most prevalent health problems	Malaria

### WASH

Location of site's main water source	On-site (<10 mn)	Total number functioning toilets	0
Liters of water per person per day	>15 ltr	Separate male/female toilets	No
Main problems with drinking water	None	Separate male/female bathing areas	Yes

### FOOD

Access to food	Yes, on site	Frequency of food distribution	Irregular
Access to market	Yes	Supplementary feeding for pregnant/lactant mothers?	No
Most common source for obtaining food	Distribution	Supplementary feeding for children?	Yes

### PROTECTION

Security provided on-site	Yes	GBV referral mechanism in place	Yes
Main security provider	Self organized	Number of women friendly spaces	0
Most common type of security incident	None	Number of child friendly spaces	0
Most common type of GBV incident	None	Most reported problem in receiving support	Not enough assistance for all entitled

### EDUCATION

Location of nearest education facility	Off-site	Number of families with source of income	0
% children going to school	<50%	Access to income generating activities	Yes

### COMMUNICATION

Main source for obtaining information	Local leader/Community leader	Main topic of information requested	Registration
---------------------------------------	-------------------------------	-------------------------------------	--------------

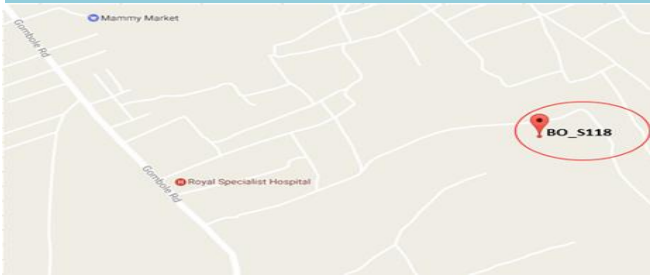


# GIDAN YAN BAMA

Site Profile

DTM

Nigeria



**24**  
Households (HH)

**121**  
Individuals

**Round 19**  
24 September

### DEMOGRAPHICS

Age/Sex	<1 year	1-5 years	6-17 years	18-59 years	>60 years	Total
Male	3	13	15	18	1	50
Female	7	16	20	26	2	71
<b>Total</b>	<b>10</b>	<b>29</b>	<b>35</b>	<b>44</b>	<b>3</b>	<b>121</b>

<b>Site ID</b>	<b>BO_S118</b>
<b>Site Type</b>	Collective Settlement/Centre
<b>Site Classification</b>	Spontaneous
<b>Site Open Date</b>	11-Jul-16
<b>Admin 1</b>	BORNO
<b>Admin 2</b>	JERE
<b>Admin 3</b>	BALE GALTIMARI
<b>Latitude</b>	11.793010
<b>Longitude</b>	13.180680

### VULNERABLE GROUPS

Pregnant Women	4	3.3%
Breastfeeding Mothers	10	8.3%
Persons with Physical Disabilities	4	3.3%
Persons with Mental Disabilities	1	0.8%
Single Female Headed Households	0	0.0%
Single Male Headed Households	0	0.0%
Older Persons	3	2.5%
<b>Total</b>	<b>22</b>	<b>18.2%</b>

### MOBILITY

Place of Origin of Largest IDP Group	BORNO	BAMA	KASUGULA
Place of Origin of 2nd Largest IDP Group	BORNO	KONDUGA	KONDUGA
Area of intended return for Largest IDP Group	Place of origin		
Barriers to return home for Largest IDP Group	House damaged/destroyed		

### SITE MANAGEMENT AGENCY (SMA)

Type of SMA	NULL	Agency Name	NULL
SMA Contact Name	NULL	Phone Number	NULL

### SERVICES

#### SHELTER

% families living outside (no shelter)	None	Most needed NFIs	Blankets/Mats
% families living in emergency shelter	>75%	% HHs with mosquito nets	<50%
% families living in makeshift shelter	<25%	% HHs with access to safe cooking facilities	<25%
% families living indoors (solid walls)	None	% HHs with access to electricity	None

#### HEALTH

Location of health facilities/services	Off-site (<3 km)	Access to health facility/services	Yes
Health facilities/services provider	Government	Most prevalent health problems	Malaria

#### WASH

Location of site's main water source	On-site (<10 mn)	Total number functioning toilets	0
Liters of water per person per day	10 - 15 ltr	Separate male/female toilets	No
Main problems with drinking water	None	Separate male/female bathing areas	No

#### FOOD

Access to food	Yes, off site	Frequency of food distribution	Irregular
Access to market	Yes	Supplementary feeding for pregnant/lactant mothers?	Yes
Most common source for obtaining food	Cash	Supplementary feeding for children?	Yes

#### PROTECTION

Security provided on-site	Yes	GBV referral mechanism in place	No
Main security provider	Self organized	Number of women friendly spaces	0
Most common type of security incident	None	Number of child friendly spaces	0
Most common type of GBV incident	None	Most reported problem in receiving support	None

#### EDUCATION

Location of nearest education facility	On-site	Number of families with source of income	0
% children going to school	<25%	Access to income generating activities	Yes

#### COMMUNICATION

Main source for obtaining information	Friends, neighbors and family	Main topic of information requested	Distribution
---------------------------------------	-------------------------------	-------------------------------------	--------------



**41**  
Households (HH)

**189**  
Individuals

**Round 19**  
24 September

### DEMOGRAPHICS

Age/Sex	<1 year	1-5 years	6-17 years	18-59 years	>60 years	Total
Male	7	17	22	32	5	83
Female	12	15	34	37	8	106
<b>Total</b>	<b>19</b>	<b>32</b>	<b>56</b>	<b>69</b>	<b>13</b>	<b>189</b>

<b>Site ID</b>	<b>BO_S119</b>
<b>Site Type</b>	Collective Settlement/Centre
<b>Site Classification</b>	Spontaneous
<b>Site Open Date</b>	11-Jul-16
<b>Admin 1</b>	BORNO
<b>Admin 2</b>	JERE
<b>Admin 3</b>	BALE GALTIMARI
<b>Latitude</b>	11.782820
<b>Longitude</b>	13.136850

### VULNERABLE GROUPS

Pregnant Women	23	12.2%
Breastfeeding Mothers	20	10.6%
Persons with Physical Disabilities	0	0.0%
Persons with Mental Disabilities	0	0.0%
Single Female Headed Households	4	2.1%
Single Male Headed Households	1	0.5%
Older Persons	13	6.9%
<b>Total</b>	<b>61</b>	<b>32.3%</b>

### MOBILITY

Place of Origin of Largest IDP Group	BORNO	KUKAWA	BAGA
Place of Origin of 2nd Largest IDP Group	BORNO	KUKAWA	KEKENO
Area of intended return for Largest IDP Group	Place of origin		
Barriers to return home for Largest IDP Group	Lack of safety		

### SITE MANAGEMENT AGENCY (SMA)

Type of SMA	NULL	Agency Name	NULL
SMA Contact Name	NULL	Phone Number	NULL

### SERVICES

#### SHELTER

% families living outside (no shelter)	None	Most needed NFIs	Blankets/Mats
% families living in emergency shelter	>75%	% HHs with mosquito nets	<25%
% families living in makeshift shelter	None	% HHs with access to safe cooking facilities	<25%
% families living indoors (solid walls)	None	% HHs with access to electricity	None

#### HEALTH

Location of health facilities/services	On-site (<3 km)	Access to health facility/services	Yes
Health facilities/services provider	NGO	Most prevalent health problems	Malaria

#### WASH

Location of site's main water source	Off-site (<10 mn)	Total number functioning toilets	6
Liters of water per person per day	10 - 15 ltr	Separate male/female toilets	No
Main problems with drinking water	None	Separate male/female bathing areas	No

#### FOOD

Access to food	Yes, on site	Frequency of food distribution	Irregular
Access to market	Yes	Supplementary feeding for pregnant/lactant mothers?	Yes
Most common source for obtaining food	Cash	Supplementary feeding for children?	Yes

#### PROTECTION

Security provided on-site	Yes	GBV referral mechanism in place	No
Main security provider	Self organized	Number of women friendly spaces	0
Most common type of security incident	None	Number of child friendly spaces	0
Most common type of GBV incident	None	Most reported problem in receiving support	None

#### EDUCATION

Location of nearest education facility	On-site	Number of families with source of income	0
% children going to school	<25%	Access to income generating activities	Yes

#### COMMUNICATION

Main source for obtaining information	Friends, neighbors and family	Main topic of information requested	Distribution
---------------------------------------	-------------------------------	-------------------------------------	--------------



# GIDAN YAN MANGUNO

Site Profile

DTM

Nigeria

**8**  
Households (HH)

**67**  
Individuals

**Round 19**  
24 September



### DEMOGRAPHICS

Age/Sex	<1 year	1-5 years	6-17 years	18-59 years	>60 years	Total
Male	1	6	7	11	1	26
Female	3	9	13	14	2	41
<b>Total</b>	<b>4</b>	<b>15</b>	<b>20</b>	<b>25</b>	<b>3</b>	<b>67</b>

### VULNERABLE GROUPS

Pregnant Women	2	3.0%
Breastfeeding Mothers	4	6.0%
Persons with Physical Disabilities	0	0.0%
Persons with Mental Disabilities	0	0.0%
Single Female Headed Households	0	0.0%
Single Male Headed Households	0	0.0%
Older Persons	3	4.5%
<b>Total</b>	<b>9</b>	<b>13.4%</b>

<b>Site ID</b>	<b>BO_S120</b>
<b>Site Type</b>	Collective Settlement/Centre
<b>Site Classification</b>	Spontaneous
<b>Site Open Date</b>	05-Jul-14
<b>Admin 1</b>	BORNO
<b>Admin 2</b>	JERE
<b>Admin 3</b>	BALE GALTIMARI
<b>Latitude</b>	11.806640
<b>Longitude</b>	13.176450

### MOBILITY

Place of Origin of Largest IDP Group	BORNO	MONGUNO	MONGUNO
Place of Origin of 2nd Largest IDP Group	BORNO	KUKAWA	NULL
Area of intended return for Largest IDP Group	Place of origin		
Barriers to return home for Largest IDP Group	Accessibility		

### SITE MANAGEMENT AGENCY (SMA)

Type of SMA	NULL	Agency Name	NULL
SMA Contact Name	NULL	Phone Number	NULL

### SERVICES

#### SHELTER

% families living outside (no shelter)	None	Most needed NFIs	Mosquito nets
% families living in emergency shelter	None	% HHs with mosquito nets	<25%
% families living in makeshift shelter	None	% HHs with access to safe cooking facilities	<75%
% families living indoors (solid walls)	>75%	% HHs with access to electricity	None

#### HEALTH

Location of health facilities/services	Off-site (<3 km)	Access to health facility/services	Yes
Health facilities/services provider	Government	Most prevalent health problems	Malaria

#### WASH

Location of site's main water source	On-site (<10 mn)	Total number functioning toilets	0
Liters of water per person per day	10 - 15 ltr	Separate male/female toilets	No
Main problems with drinking water	None	Separate male/female bathing areas	No

#### FOOD

Access to food	Yes, on site	Frequency of food distribution	Irregular
Access to market	Yes	Supplementary feeding for pregnant/lactant mothers?	Yes
Most common source for obtaining food	Cash	Supplementary feeding for children?	Yes

#### PROTECTION

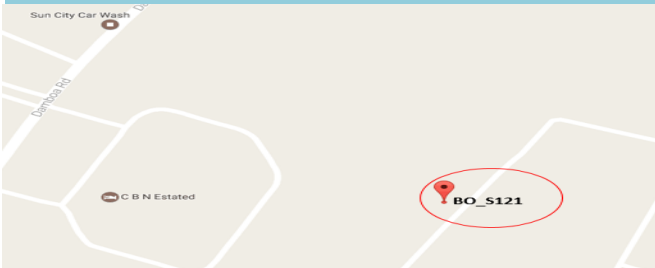
Security provided on-site	Yes	GBV referral mechanism in place	No
Main security provider	Self organized	Number of women friendly spaces	0
Most common type of security incident	None	Number of child friendly spaces	0
Most common type of GBV incident	None	Most reported problem in receiving support	None

#### EDUCATION

Location of nearest education facility	Off-site	Number of families with source of income	0
% children going to school	<25%	Access to income generating activities	Yes

#### COMMUNICATION

Main source for obtaining information	Local leader/Community leader	Main topic of information requested	Distribution
---------------------------------------	-------------------------------	-------------------------------------	--------------



37

Households (HH)

160

Individuals

Round 19

24 September 2017

## DEMOGRAPHICS

Age/Sex	<1 year	1-5 years	6-17 years	18-59 years	>60 years	Total
Male	4	18	29	22	2	75
Female	7	22	22	31	3	85
<b>Total</b>	<b>11</b>	<b>40</b>	<b>51</b>	<b>53</b>	<b>5</b>	<b>160</b>

## VULNERABLE GROUPS

Pregnant Women	5	3.1%
Breastfeeding Mothers	12	7.5%
Persons with Physical Disabilities	0	0.0%
Persons with Mental Disabilities	0	0.0%
Single Female Headed Households	3	1.9%
Single Male Headed Households	0	0.0%
Older Persons	5	3.1%
<b>Total</b>	<b>25</b>	<b>15.6%</b>

<b>Site ID</b>	<b>BO_S121</b>
<b>Site Type</b>	Collective Settlement/Centre
<b>Site Classification</b>	Spontaneous
<b>Site Open Date</b>	NULL
<b>Admin 1</b>	BORNO
<b>Admin 2</b>	MAIDUGURI M. C.
<b>Admin 3</b>	MAISANDARI
<b>Latitude</b>	11.794180
<b>Longitude</b>	13.133370

## MOBILITY

Place of Origin of Largest IDP Group	BORNO	KONDUGA	MASBA / DALWA WEST
Place of Origin of 2nd Largest IDP Group	NULL	NULL	NULL
Area of intended return for Largest IDP Group	Place of origin		
Barriers to return home for Largest IDP Group	Lack of safety		

## SITE MANAGEMENT AGENCY (SMA)

Type of SMA	NULL	Agency Name	NULL
SMA Contact Name	NULL	Phone Number	NULL

## SERVICES

## SHELTER

% families living outside (no shelter)	None	Most needed NFIs	Mosquito nets
% families living in emergency shelter	>75%	% HHs with mosquito nets	<75%
% families living in makeshift shelter	<25%	% HHs with access to safe cooking facilities	<75%
% families living indoors (solid walls)	None	% HHs with access to electricity	None

## HEALTH

Location of health facilities/services	On-site (<3 km)	Access to health facility/services	Yes
Health facilities/services provider	NGO	Most prevalent health problems	Malaria

## WASH

Location of site's main water source	On-site (<10 mn)	Total number functioning toilets	0
Liters of water per person per day	>15 ltr	Separate male/female toilets	No
Main problems with drinking water	None	Separate male/female bathing areas	Yes

## FOOD

Access to food	Yes, on site	Frequency of food distribution	Irregular
Access to market	Yes	Supplementary feeding for pregnant/lactant mothers?	No
Most common source for obtaining food	Cash	Supplementary feeding for children?	Yes

## PROTECTION

Security provided on-site	Yes	GBV referral mechanism in place	Yes
Main security provider	Self organized	Number of women friendly spaces	0
Most common type of security incident	None	Number of child friendly spaces	0
Most common type of GBV incident	None	Most reported problem in receiving support	Not enough assistance for all entitled

## EDUCATION

Location of nearest education facility	On-site	Number of families with source of income	0
% children going to school	<50%	Access to income generating activities	Yes

## COMMUNICATION

Main source for obtaining information	Local leader/Community leader	Main topic of information requested	Registration
---------------------------------------	-------------------------------	-------------------------------------	--------------



**18**  
Households (HH)

**105**  
Individuals

**Round 19**  
24 September 2017

<b>Site ID</b>	<b>BO_S123</b>
<b>Site Type</b>	Collective Settlement/Centre
<b>Site Classification</b>	Spontaneous
<b>Site Open Date</b>	NULL
<b>Admin 1</b>	BORNO
<b>Admin 2</b>	MAIDUGURI M. C.
<b>Admin 3</b>	MAISANDARI
<b>Latitude</b>	11.790930
<b>Longitude</b>	13.132150

### DEMOGRAPHICS

Age/Sex	<1 year	1-5 years	6-17 years	18-59 years	>60 years	Total
Male	6	10	11	17	4	48
Female	4	14	13	20	6	57
<b>Total</b>	<b>10</b>	<b>24</b>	<b>24</b>	<b>37</b>	<b>10</b>	<b>105</b>

### VULNERABLE GROUPS

Pregnant Women	4	3.8%
Breastfeeding Mothers	21	20.0%
Persons with Physical Disabilities	0	0.0%
Persons with Mental Disabilities	4	3.8%
Single Female Headed Households	20	19.0%
Single Male Headed Households	7	6.7%
Older Persons	10	9.5%
<b>Total</b>	<b>66</b>	<b>62.9%</b>

### MOBILITY

Place of Origin of Largest IDP Group	BORNO	KONDUGA	SOJIRI/ NGURO - NGURO
Place of Origin of 2nd Largest IDP Group	NULL	NULL	NULL
Area of intended return for Largest IDP Group	Place of origin		
Barriers to return home for Largest IDP Group	Lack of safety		

### SITE MANAGEMENT AGENCY (SMA)

Type of SMA	NULL	Agency Name	NULL
SMA Contact Name	NULL	Phone Number	NULL

### SERVICES

#### SHELTER

% families living outside (no shelter)	None	Most needed NFIs	Mosquito nets
% families living in emergency shelter	>75%	% HHs with mosquito nets	None
% families living in makeshift shelter	<25%	% HHs with access to safe cooking facilities	>75%
% families living indoors (solid walls)	None	% HHs with access to electricity	None

#### HEALTH

Location of health facilities/services	On-site (<3 km)	Access to health facility/services	Yes
Health facilities/services provider	INGO	Most prevalent health problems	Malaria

#### WASH

Location of site's main water source	On-site (<10 mn)	Total number functioning toilets	4
Liters of water per person per day	10 - 15 ltr	Separate male/female toilets	No
Main problems with drinking water	None	Separate male/female bathing areas	No

#### FOOD

Access to food	Yes, on site	Frequency of food distribution	Irregular
Access to market	Yes	Supplementary feeding for pregnant/lactant mothers?	Yes
Most common source for obtaining food	Cash	Supplementary feeding for children?	Yes

#### PROTECTION

Security provided on-site	Yes	GBV referral mechanism in place	No
Main security provider	Self organized	Number of women friendly spaces	0
Most common type of security incident	None	Number of child friendly spaces	0
Most common type of GBV incident	None	Most reported problem in receiving support	Not enough assistance for all entitled

#### EDUCATION

Location of nearest education facility	Off-site	Number of families with source of income	5
% children going to school	<50%	Access to income generating activities	Yes

#### COMMUNICATION

Main source for obtaining information	Local leader/Community leader	Main topic of information requested	Distribution
---------------------------------------	-------------------------------	-------------------------------------	--------------



**15**  
Households (HH)

**60**  
Individuals

**Round 19**  
24 September 2017

<b>Site ID</b>	<b>BO_S124</b>
<b>Site Type</b>	Collective Settlement/Centre
<b>Site Classification</b>	Spontaneous
<b>Site Open Date</b>	2-Aug-13
<b>Admin 1</b>	BORNO
<b>Admin 2</b>	JERE
<b>Admin 3</b>	BALE GALTIMARI
<b>Latitude</b>	11.804680
<b>Longitude</b>	13.170328

### DEMOGRAPHICS

Age/Sex	<1 year	1-5 years	6-17 years	18-59 years	>60 years	Total
Male	3	3	7	9	2	24
Female	6	5	10	12	3	36
<b>Total</b>	<b>9</b>	<b>8</b>	<b>17</b>	<b>21</b>	<b>5</b>	<b>60</b>

### VULNERABLE GROUPS

Pregnant Women	4	6.7%
Breastfeeding Mothers	8	13.3%
Persons with Physical Disabilities	0	0.0%
Persons with Mental Disabilities	0	0.0%
Single Female Headed Households	0	0.0%
Single Male Headed Households	2	3.3%
Older Persons	5	8.3%
<b>Total</b>	<b>19</b>	<b>31.7%</b>

### MOBILITY

Place of Origin of Largest IDP Group	BORNO	BAMA	KASUGULA
Place of Origin of 2nd Largest IDP Group	BORNO	BAMA	SABSABWA / SOYE/ BULONGU
Area of intended return for Largest IDP Group	Place of origin		
Barriers to return home for Largest IDP Group	Basic infrastructures damaged/flooded		

### SITE MANAGEMENT AGENCY (SMA)

Type of SMA	INGO	Agency Name	NA
SMA Contact Name	NA	Phone Number	NULL

### SERVICES

#### SHELTER

% families living outside (no shelter)	None	Most needed NFIs	Blankets/Mats
% families living in emergency shelter	>75%	% HHs with mosquito nets	<25%
% families living in makeshift shelter	<25%	% HHs with access to safe cooking facilities	<25%
% families living indoors (solid walls)	None	% HHs with access to electricity	None

#### HEALTH

Location of health facilities/services	On-site (<3 km)	Access to health facility/services	Yes
Health facilities/services provider	Government	Most prevalent health problems	Malaria

#### WASH

Location of site's main water source	On-site (<10 mn)	Total number functioning toilets	6
Liters of water per person per day	10 - 15 ltr	Separate male/female toilets	No
Main problems with drinking water	None	Separate male/female bathing areas	No

#### FOOD

Access to food	Yes, on site	Frequency of food distribution	Irregular
Access to market	Yes	Supplementary feeding for pregnant/lactant mothers?	No
Most common source for obtaining food	Cash	Supplementary feeding for children?	Yes

#### PROTECTION

Security provided on-site	Yes	GBV referral mechanism in place	No
Main security provider	Self organized	Number of women friendly spaces	0
Most common type of security incident	None	Number of child friendly spaces	0
Most common type of GBV incident	None	Most reported problem in receiving support	None

#### EDUCATION

Location of nearest education facility	Off-site	Number of families with source of income	15
% children going to school	<25%	Access to income generating activities	Yes

#### COMMUNICATION

Main source for obtaining information	Friends, neighbors and family	Main topic of information requested	Distribution
---------------------------------------	-------------------------------	-------------------------------------	--------------



# GIDAN MONGORO

Site Profile

DTM

Nigeria



25

Households (HH)

142

Individuals

Round 19

24 September 2017

Site ID	BO_S125
Site Type	Camp
Site Classification	Spontaneous
Site Open Date	10-Oct-14
Admin 1	BORNO
Admin 2	JERE
Admin 3	MASHAMARI
Latitude	11.852860
Longitude	13.179870

### DEMOGRAPHICS

Age/Sex	<1 year	1-5 years	6-17 years	18-59 years	>60 years	Total
Male	8	15	15	20	6	64
Female	8	17	22	24	7	78
<b>Total</b>	<b>16</b>	<b>32</b>	<b>37</b>	<b>44</b>	<b>13</b>	<b>142</b>

### VULNERABLE GROUPS

Pregnant Women	3	2.1%
Breastfeeding Mothers	16	11.3%
Persons with Physical Disabilities	2	1.4%
Persons with Mental Disabilities	0	0.0%
Single Female Headed Households	4	2.8%
Single Male Headed Households	0	0.0%
Older Persons	13	9.2%
<b>Total</b>	<b>38</b>	<b>26.8%</b>

### MOBILITY

Place of Origin of Largest IDP Group	BORNO	DIKWA	BOBOSHE
Place of Origin of 2nd Largest IDP Group	NULL	NULL	NULL
Area of intended return for Largest IDP Group	Place of origin		
Barriers to return home for Largest IDP Group	Lack of safety		

### SITE MANAGEMENT AGENCY (SMA)

Type of SMA	NULL	Agency Name	NULL
SMA Contact Name	NULL	Phone Number	NULL

### SERVICES

SHELTER			
% families living outside (no shelter)	None	Most needed NFIs	Blankets/Mats
% families living in emergency shelter	None	% HHs with mosquito nets	<50%
% families living in makeshift shelter	>75%	% HHs with access to safe cooking facilities	<25%
% families living indoors (solid walls)	None	% HHs with access to electricity	None

HEALTH			
Location of health facilities/services	None	Access to health facility/services	No
Health facilities/services provider	None	Most prevalent health problems	Malaria

WASH			
Location of site's main water source	Off-site (>10 mn)	Total number functioning toilets	4
Liters of water per person per day	10 - 15 ltr	Separate male/female toilets	No
Main problems with drinking water	None	Separate male/female bathing areas	No

FOOD			
Access to food	Yes, on site	Frequency of food distribution	Irregular
Access to market	Yes	Supplementary feeding for pregnant/lactant mothers?	No
Most common source for obtaining food	Cash	Supplementary feeding for children?	No

PROTECTION			
Security provided on-site	Yes	GBV referral mechanism in place	No
Main security provider	Self organized	Number of women friendly spaces	0
Most common type of security incident	None	Number of child friendly spaces	0
Most common type of GBV incident	None	Most reported problem in receiving support	None

EDUCATION		LIVELIHOOD	
Location of nearest education facility	Off-site	Number of families with source of income	12
% children going to school	<25%	Access to income generating activities	Yes

COMMUNICATION			
Main source for obtaining information	Friends, neighbors and family	Main topic of information requested	Distribution





# ADAM KOLO

Site Profile

DTM

Nigeria



**32**

Households (HH)

**164**

Individuals

**Round 19**

24 September 2017

<b>Site ID</b>	<b>BO_S127</b>
<b>Site Type</b>	Collective Settlement/Centre
<b>Site Classification</b>	Spontaneous
<b>Site Open Date</b>	1-Jan-16
<b>Admin 1</b>	BORNO
<b>Admin 2</b>	JERE
<b>Admin 3</b>	MAIMUSARI
<b>Latitude</b>	11.833390
<b>Longitude</b>	13.187420

### DEMOGRAPHICS

Age/Sex	<1 year	1-5 years	6-17 years	18-59 years	>60 years	Total
Male	7	13	24	22	5	71
Female	10	18	30	27	8	93
<b>Total</b>	<b>17</b>	<b>31</b>	<b>54</b>	<b>49</b>	<b>13</b>	<b>164</b>

### VULNERABLE GROUPS

Pregnant Women	7	4.3%
Breastfeeding Mothers	23	14.0%
Persons with Physical Disabilities	1	0.6%
Persons with Mental Disabilities	0	0.0%
Single Female Headed Households	5	3.0%
Single Male Headed Households	7	4.3%
Older Persons	13	7.9%
<b>Total</b>	<b>56</b>	<b>34.1%</b>

### MOBILITY

Place of Origin of Largest IDP Group	BORNO	KONDUGA	DAWA EAST / MALARI / KANGAMAR
Place of Origin of 2nd Largest IDP Group	BORNO	BAMA	NULL
Area of intended return for Largest IDP Group	Place of origin		
Barriers to return home for Largest IDP Group	Lack of safety		

### SITE MANAGEMENT AGENCY (SMA)

Type of SMA	NULL	Agency Name	NULL
SMA Contact Name	NULL	Phone Number	NULL

### SERVICES

#### SHELTER

% families living outside (no shelter)	None	Most needed NFIs	Kitchen sets
% families living in emergency shelter	<25%	% HHs with mosquito nets	<25%
% families living in makeshift shelter	<75%	% HHs with access to safe cooking facilities	<25%
% families living indoors (solid walls)	<25%	% HHs with access to electricity	None

#### HEALTH

Location of health facilities/services	Off-site (>3 km)	Access to health facility/services	Yes
Health facilities/services provider	Government	Most prevalent health problems	Fever

#### WASH

Location of site's main water source	On-site (<10 mn)	Total number functioning toilets	0
Liters of water per person per day	>15 ltr	Separate male/female toilets	No
Main problems with drinking water	None	Separate male/female bathing areas	No

#### FOOD

Access to food	Yes, on site	Frequency of food distribution	Irregular
Access to market	Yes	Supplementary feeding for pregnant/lactant mothers?	No
Most common source for obtaining food	Cash	Supplementary feeding for children?	Yes

#### PROTECTION

Security provided on-site	Yes	GBV referral mechanism in place	No
Main security provider	Local Authorities	Number of women friendly spaces	0
Most common type of security incident	None	Number of child friendly spaces	0
Most common type of GBV incident	None	Most reported problem in receiving support	None

#### EDUCATION

Location of nearest education facility	On-site
% children going to school	<50%

#### LIVELIHOOD

Number of families with source of income	0
Access to income generating activities	Yes

#### COMMUNICATION

Main source for obtaining information	Friends, neighbors and family	Main topic of information requested	Situation in areas of origin
---------------------------------------	-------------------------------	-------------------------------------	------------------------------



# MUNA DA'ALTI 1A

Site Profile

DTM

Nigeria



**89**  
Households (HH)

**591**  
Individuals

**Round 19**  
24 September

### DEMOGRAPHICS

Age/Sex	<1 year	1-5 years	6-17 years	18-59 years	>60 years	Total
Male	17	67	79	104	10	277
Female	17	54	70	155	18	314
<b>Total</b>	<b>34</b>	<b>121</b>	<b>149</b>	<b>259</b>	<b>28</b>	<b>591</b>

<b>Site ID</b>	<b>BO_S128</b>
<b>Site Type</b>	Collective Settlement/Centre
<b>Site Classification</b>	Spontaneous
<b>Site Open Date</b>	12-Dec-15
<b>Admin 1</b>	BORNO
<b>Admin 2</b>	JERE
<b>Admin 3</b>	DUSUMAN
<b>Latitude</b>	11.869170
<b>Longitude</b>	13.253190

### VULNERABLE GROUPS

Pregnant Women	14	2.4%
Breastfeeding Mothers	47	8.0%
Persons with Physical Disabilities	2	0.3%
Persons with Mental Disabilities	2	0.3%
Single Female Headed Households	10	1.7%
Single Male Headed Households	1	0.2%
Older Persons	28	4.7%
<b>Total</b>	<b>104</b>	<b>17.6%</b>

### MOBILITY

Place of Origin of Largest IDP Group	BORNO	MAFA	LOSKURI
Place of Origin of 2nd Largest IDP Group	BORNO	MAFA	ABBARI
Area of intended return for Largest IDP Group	Place of origin		
Barriers to return home for Largest IDP Group	Lack of safety		

### SITE MANAGEMENT AGENCY (SMA)

Type of SMA	NULL	Agency Name	NULL
SMA Contact Name	NULL	Phone Number	NULL

### SERVICES

#### SHELTER

% families living outside (no shelter)	None	Most needed NFIs	Mosquito nets
% families living in emergency shelter	<50%	% HHs with mosquito nets	<50%
% families living in makeshift shelter	<75%	% HHs with access to safe cooking facilities	<25%
% families living indoors (solid walls)	None	% HHs with access to electricity	None

#### HEALTH

Location of health facilities/services	Off-site (<3 km)	Access to health facility/services	Yes
Health facilities/services provider	INGO	Most prevalent health problems	Malaria

#### WASH

Location of site's main water source	Off-site (<10 mn)	Total number functioning toilets	3
Liters of water per person per day	10 - 15 ltr	Separate male/female toilets	Yes
Main problems with drinking water	None	Separate male/female bathing areas	Yes

#### FOOD

Access to food	Yes, off site	Frequency of food distribution	Irregular
Access to market	Yes	Supplementary feeding for pregnant/lactant mothers?	No
Most common source for obtaining food	Cash	Supplementary feeding for children?	No

#### PROTECTION

Security provided on-site	Yes	GBV referral mechanism in place	No
Main security provider	Self organized	Number of women friendly spaces	0
Most common type of security incident	None	Number of child friendly spaces	0
Most common type of GBV incident	None	Most reported problem in receiving support	None

#### EDUCATION

Location of nearest education facility	Off-site	Number of families with source of income	40
% children going to school	<50%	Access to income generating activities	Yes

#### COMMUNICATION

Main source for obtaining information	Friends, neighbors and family	Main topic of information requested	Distribution
---------------------------------------	-------------------------------	-------------------------------------	--------------



**23**  
Households (HH)

**148**  
Individuals

**Round 19**  
24 September

<b>Site ID</b>	<b>BO_S129</b>
<b>Site Type</b>	Collective Settlement/Centre
<b>Site Classification</b>	Spontaneous
<b>Site Open Date</b>	09-Aug-15
<b>Admin 1</b>	BORNO
<b>Admin 2</b>	JERE
<b>Admin 3</b>	DUSUMAN
<b>Latitude</b>	11.869550
<b>Longitude</b>	13.253730

DEMOGRAPHICS						Total
Age/Sex	<1 year	1-5 years	6-17 years	18-59 years	>60 years	
Male	9	10	13	25	4	61
Female	6	17	29	29	6	87
<b>Total</b>	<b>15</b>	<b>27</b>	<b>42</b>	<b>54</b>	<b>10</b>	<b>148</b>

VULNERABLE GROUPS		
Pregnant Women	2	1.4%
Breastfeeding Mothers	15	10.1%
Persons with Physical Disabilities	0	0.0%
Persons with Mental Disabilities	0	0.0%
Single Female Headed Households	2	1.4%
Single Male Headed Households	1	0.7%
Older Persons	10	6.8%
<b>Total</b>	<b>30</b>	<b>20.3%</b>

### MOBILITY

Place of Origin of Largest IDP Group	BORNO	MAFA	LIMANTI
Place of Origin of 2nd Largest IDP Group	BORNO	MAFA	NULL
Area of intended return for Largest IDP Group	Place of origin		
Barriers to return home for Largest IDP Group	House damaged/destroyed		

### SITE MANAGEMENT AGENCY (SMA)

Type of SMA	INGO	Agency Name	IOM
SMA Contact Name	IOM	Phone Number	8033293424

### SERVICES

SHELTER			
% families living outside (no shelter)	None	Most needed NFIs	Blankets/Mats
% families living in emergency shelter	<25%	% HHs with mosquito nets	<25%
% families living in makeshift shelter	>75%	% HHs with access to safe cooking facilities	None
% families living indoors (solid walls)	None	% HHs with access to electricity	None

HEALTH			
Location of health facilities/services	On-site (<3 km)	Access to health facility/services	Yes
Health facilities/services provider	INGO	Most prevalent health problems	Malaria

WASH			
Location of site's main water source	Off-site (<10 mn)	Total number functioning toilets	4
Liters of water per person per day	<5 ltr	Separate male/female toilets	Yes
Main problems with drinking water	None	Separate male/female bathing areas	Yes

FOOD			
Access to food	Yes, on site	Frequency of food distribution	Once a month
Access to market	Yes	Supplementary feeding for pregnant/lactant mothers?	No
Most common source for obtaining food	Distribution	Supplementary feeding for children?	No

PROTECTION			
Security provided on-site	Yes	GBV referral mechanism in place	Yes
Main security provider	Self organized	Number of women friendly spaces	0
Most common type of security incident	None	Number of child friendly spaces	0
Most common type of GBV incident	None	Most reported problem in receiving support	None

EDUCATION		LIVELIHOOD	
Location of nearest education facility	Off-site	Number of families with source of income	9
% children going to school	<25%	Access to income generating activities	Yes

COMMUNICATION			
Main source for obtaining information	Friends, neighbors and family	Main topic of information requested	Distribution



# DOGONGIDA CAMP

Site Profile

DTM

Nigeria



**44**  
Households (HH)

**349**  
Individuals

**Round 19**  
24 September

### DEMOGRAPHICS

Age/Sex	<1 year	1-5 years	6-17 years	18-59 years	>60 years	Total
Male	8	32	61	44	4	149
Female	12	36	65	81	6	200
<b>Total</b>	<b>20</b>	<b>68</b>	<b>126</b>	<b>125</b>	<b>10</b>	<b>349</b>

### VULNERABLE GROUPS

Pregnant Women	2	0.6%
Breastfeeding Mothers	15	4.3%
Persons with Physical Disabilities	6	1.7%
Persons with Mental Disabilities	1	0.3%
Single Female Headed Households	2	0.6%
Single Male Headed Households	0	0.0%
Older Persons	10	2.9%
<b>Total</b>	<b>36</b>	<b>10.3%</b>

<b>Site ID</b>	<b>BO_S130</b>
<b>Site Type</b>	Collective Settlement/Centre
<b>Site Classification</b>	Spontaneous
<b>Site Open Date</b>	09-Sep-14
<b>Admin 1</b>	BORNO
<b>Admin 2</b>	MAIDUGURI M. C.
<b>Admin 3</b>	BOLORI II
<b>Latitude</b>	11.878630
<b>Longitude</b>	13.119270

### MOBILITY

Place of Origin of Largest IDP Group	BORNO	KUKAWA	BAGA
Place of Origin of 2nd Largest IDP Group	BORNO	BAMA	KASUGULA
Area of intended return for Largest IDP Group	Place of origin		
Barriers to return home for Largest IDP Group	House damaged/destroyed		

### SITE MANAGEMENT AGENCY (SMA)

Type of SMA	Individual/Private	Agency Name	NA
SMA Contact Name	NA	Phone Number	NULL

### SERVICES

#### SHELTER

% families living outside (no shelter)	None	Most needed NFIs	Blankets/Mats
% families living in emergency shelter	None	% HHs with mosquito nets	<50%
% families living in makeshift shelter	<25%	% HHs with access to safe cooking facilities	None
% families living indoors (solid walls)	>75%	% HHs with access to electricity	None

#### HEALTH

Location of health facilities/services	On-site (<3 km)	Access to health facility/services	Yes
Health facilities/services provider	NGO	Most prevalent health problems	Malaria

#### WASH

Location of site's main water source	On-site (<10 mn)	Total number functioning toilets	2
Liters of water per person per day	10 - 15 ltr	Separate male/female toilets	No
Main problems with drinking water	None	Separate male/female bathing areas	No

#### FOOD

Access to food	Yes, on site	Frequency of food distribution	Irregular
Access to market	Yes	Supplementary feeding for pregnant/lactant mothers?	No
Most common source for obtaining food	Cash	Supplementary feeding for children?	No

#### PROTECTION

Security provided on-site	Yes	GBV referral mechanism in place	Yes
Main security provider	Self organized	Number of women friendly spaces	0
Most common type of security incident	None	Number of child friendly spaces	0
Most common type of GBV incident	Domestic violence	Most reported problem in receiving support	Some specific groups are excluded

#### EDUCATION

Location of nearest education facility	Off-site	Number of families with source of income	44
% children going to school	<50%	Access to income generating activities	Yes

#### COMMUNICATION

Main source for obtaining information	Friends, neighbors and family	Main topic of information requested	Distribution
---------------------------------------	-------------------------------	-------------------------------------	--------------



**12**  
Households (HH)

**63**  
Individuals

**Round 19**  
24 September

### DEMOGRAPHICS

Age/Sex	<1 year	1-5 years	6-17 years	18-59 years	>60 years	Total
Male	4	5	8	7	3	27
Female	5	6	11	12	2	36
<b>Total</b>	<b>9</b>	<b>11</b>	<b>19</b>	<b>19</b>	<b>5</b>	<b>63</b>

### VULNERABLE GROUPS

Pregnant Women	3	4.8%
Breastfeeding Mothers	12	19.0%
Persons with Physical Disabilities	0	0.0%
Persons with Mental Disabilities	0	0.0%
Single Female Headed Households	2	3.2%
Single Male Headed Households	3	4.8%
Older Persons	5	7.9%
<b>Total</b>	<b>25</b>	<b>39.7%</b>

<b>Site ID</b>	<b>BO_S131</b>
<b>Site Type</b>	Collective Settlement/Centre
<b>Site Classification</b>	Spontaneous
<b>Site Open Date</b>	16-Jul-14
<b>Admin 1</b>	BORNO
<b>Admin 2</b>	JERE
<b>Admin 3</b>	MAIRI
<b>Latitude</b>	11.820110
<b>Longitude</b>	13.189400

### MOBILITY

Place of Origin of Largest IDP Group	BORNO	KONDUGA	SOJIRI/ NGURO - NGURO
Place of Origin of 2nd Largest IDP Group	BORNO	KONDUGA	KAWURI
Area of intended return for Largest IDP Group	Place of origin		
Barriers to return home for Largest IDP Group	Lack of safety		

### SITE MANAGEMENT AGENCY (SMA)

Type of SMA	NULL	Agency Name	NULL
SMA Contact Name	NULL	Phone Number	NULL

### SERVICES

#### SHELTER

% families living outside (no shelter)	None	Most needed NFIs	Kitchen sets
% families living in emergency shelter	None	% HHs with mosquito nets	<50%
% families living in makeshift shelter	<75%	% HHs with access to safe cooking facilities	<25%
% families living indoors (solid walls)	<50%	% HHs with access to electricity	<25%

#### HEALTH

Location of health facilities/services	On-site (<3 km)	Access to health facility/services	Yes
Health facilities/services provider	Government	Most prevalent health problems	Fever

#### WASH

Location of site's main water source	On-site (<10 mn)	Total number functioning toilets	0
Liters of water per person per day	>15 ltr	Separate male/female toilets	No
Main problems with drinking water	None	Separate male/female bathing areas	No

#### FOOD

Access to food	Yes, on site	Frequency of food distribution	Irregular
Access to market	Yes	Supplementary feeding for pregnant/lactant mothers?	Yes
Most common source for obtaining food	Cash	Supplementary feeding for children?	Yes

#### PROTECTION

Security provided on-site	Yes	GBV referral mechanism in place	No
Main security provider	Local Authorities	Number of women friendly spaces	0
Most common type of security incident	None	Number of child friendly spaces	0
Most common type of GBV incident	None	Most reported problem in receiving support	None

#### EDUCATION

Location of nearest education facility	On-site	Number of families with source of income	0
% children going to school	<50%	Access to income generating activities	Yes

#### COMMUNICATION

Main source for obtaining information	Friends, neighbors and family	Main topic of information requested	Situation in areas of origin
---------------------------------------	-------------------------------	-------------------------------------	------------------------------

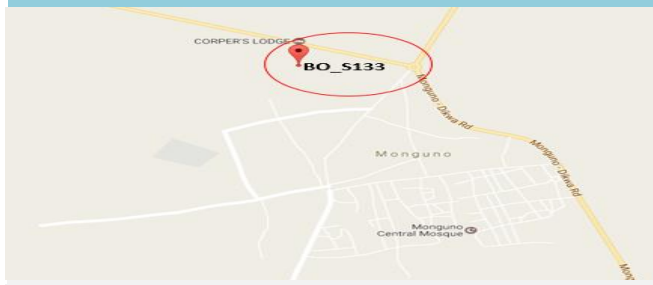


# GSSSS MONGUNO

Site Profile

DTM

Nigeria



**5144**  
Households (HH)

**27263**  
Individuals

**Round 19**  
24 September

<b>Site ID</b>	<b>BO_S133</b>
<b>Site Type</b>	Collective Settlement/Centre
<b>Site Classification</b>	Spontaneous
<b>Site Open Date</b>	08-Apr-15
<b>Admin 1</b>	BORNO
<b>Admin 2</b>	MONGUNO
<b>Admin 3</b>	MONGUNO
<b>Latitude</b>	12.680060
<b>Longitude</b>	13.610710

### DEMOGRAPHICS

Age/Sex	<1 year	1-5 years	6-17 years	18-59 years	>60 years	Total
Male	958	1,930	3,192	8,350	835	15,265
Female	1,003	2,301	3,852	3,850	992	11,998
<b>Total</b>	<b>1,961</b>	<b>4,231</b>	<b>7,044</b>	<b>12,200</b>	<b>1,827</b>	<b>27,263</b>

### VULNERABLE GROUPS

Pregnant Women	749	2.7%
Breastfeeding Mothers	2,340	8.6%
Persons with Physical Disabilities	58	0.2%
Persons with Mental Disabilities	21	0.1%
Single Female Headed Households	249	0.9%
Single Male Headed Households	89	0.3%
Older Persons	1,827	6.7%
<b>Total</b>	<b>5333</b>	<b>19.6%</b>

### MOBILITY

Place of Origin of Largest IDP Group	BORNO	KUKAWA	KEKENO
Place of Origin of 2nd Largest IDP Group	BORNO	MONGUNO	NULL
Area of intended return for Largest IDP Group	Place of origin		
Barriers to return home for Largest IDP Group	Lack of safety		

### SITE MANAGEMENT AGENCY (SMA)

Type of SMA	Government	Agency Name	SEMA
SMA Contact Name	SEMA	Phone Number	8027967355

### SERVICES

#### SHELTER

% families living outside (no shelter)	None	Most needed NFIs	Blankets/Mats
% families living in emergency shelter	<50%	% HHs with mosquito nets	<75%
% families living in makeshift shelter	<50%	% HHs with access to safe cooking facilities	<75%
% families living indoors (solid walls)	<25%	% HHs with access to electricity	None

#### HEALTH

Location of health facilities/services	On-site (<3 km)	Access to health facility/services	Yes
Health facilities/services provider	INGO	Most prevalent health problems	Malaria

#### WASH

Location of site's main water source	On-site (<10 mn)	Total number functioning toilets	78
Liters of water per person per day	10 - 15 ltr	Separate male/female toilets	Yes
Main problems with drinking water	None	Separate male/female bathing areas	Yes

#### FOOD

Access to food	Yes, on site	Frequency of food distribution	Irregular
Access to market	Yes	Supplementary feeding for pregnant/lactant mothers?	Yes
Most common source for obtaining food	Distribution	Supplementary feeding for children?	Yes

#### PROTECTION

Security provided on-site	Yes	GBV referral mechanism in place	No
Main security provider	Self organized	Number of women friendly spaces	0
Most common type of security incident	None	Number of child friendly spaces	0
Most common type of GBV incident	None	Most reported problem in receiving support	None

#### EDUCATION

Location of nearest education facility	On-site	Number of families with source of income	2000
% children going to school	<50%	Access to income generating activities	Yes

#### COMMUNICATION

Main source for obtaining information	Local leader/Community leader	Main topic of information requested	Distribution
---------------------------------------	-------------------------------	-------------------------------------	--------------

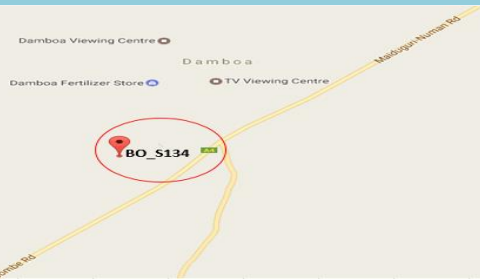


# HAUSARI PRIMARY SCHOOL DAMBOA

Site Profile

DTM

Nigeria



**583**  
Households (HH)

**2990**  
Individuals

**Round 19**  
24 September

### DEMOGRAPHICS

Age/Sex	<1 year	1-5 years	6-17 years	18-59 years	>60 years	Total
Male	92	217	342	526	42	1,219
Female	156	314	427	817	57	1,771
<b>Total</b>	<b>248</b>	<b>531</b>	<b>769</b>	<b>1,343</b>	<b>99</b>	<b>2,990</b>

### VULNERABLE GROUPS

Pregnant Women	42	1.4%
Breastfeeding Mothers	362	12.1%
Persons with Physical Disabilities	4	0.1%
Persons with Mental Disabilities	1	0.0%
Single Female Headed Households	172	5.8%
Single Male Headed Households	0	0.0%
Older Persons	99	3.3%
<b>Total</b>	<b>680</b>	<b>22.7%</b>

<b>Site ID</b>	<b>BO_S134</b>
<b>Site Type</b>	Collective Settlement/Centre
<b>Site Classification</b>	Spontaneous
<b>Site Open Date</b>	21-Jun-16
<b>Admin 1</b>	BORNO
<b>Admin 2</b>	DAMBOA
<b>Admin 3</b>	DAMBOA
<b>Latitude</b>	11.148150
<b>Longitude</b>	12.752350

### MOBILITY

Place of Origin of Largest IDP Group	BORNO	DAMBOA	MULGWAI / KOPCHI
Place of Origin of 2nd Largest IDP Group	BORNO	GWOZA	BITA / IZGE
Area of intended return for Largest IDP Group	Place of origin		
Barriers to return home for Largest IDP Group	Lack of safety		

### SITE MANAGEMENT AGENCY (SMA)

Type of SMA	INGO	Agency Name	NA
SMA Contact Name	NA	Phone Number	NULL

### SERVICES

#### SHELTER

% families living outside (no shelter)	None	Most needed NFIs	Kitchen sets
% families living in emergency shelter	<75%	% HHs with mosquito nets	<75%
% families living in makeshift shelter	<25%	% HHs with access to safe cooking facilities	<25%
% families living indoors (solid walls)	<25%	% HHs with access to electricity	None

#### HEALTH

Location of health facilities/services	On-site (<3 km)	Access to health facility/services	Yes
Health facilities/services provider	INGO	Most prevalent health problems	Diarrhea

#### WASH

Location of site's main water source	On-site (<10 mn)	Total number functioning toilets	149
Liters of water per person per day	>15 ltr	Separate male/female toilets	Yes
Main problems with drinking water	Taste	Separate male/female bathing areas	Yes

#### FOOD

Access to food	Yes, on site	Frequency of food distribution	Once a month
Access to market	Yes	Supplementary feeding for pregnant/lactant mothers?	Yes
Most common source for obtaining food	Distribution	Supplementary feeding for children?	Yes

#### PROTECTION

Security provided on-site	Yes	GBV referral mechanism in place	No
Main security provider	Police	Number of women friendly spaces	0
Most common type of security incident	None	Number of child friendly spaces	0
Most common type of GBV incident	None	Most reported problem in receiving support	None

#### EDUCATION

Location of nearest education facility	On-site	Number of families with source of income	25
% children going to school	<50%	Access to income generating activities	Yes

#### COMMUNICATION

Main source for obtaining information	Local leader/Community leader	Main topic of information requested	Distribution
---------------------------------------	-------------------------------	-------------------------------------	--------------



# INTERNATIONAL SCHOOL CAMP

Site Profile

DTM

Nigeria

**8509**

Households (HH)

**33641**

Individuals

**Round 19**

24 September



<b>Site ID</b>	<b>BO_S135</b>
<b>Site Type</b>	Camp
<b>Site Classification</b>	Spontaneous
<b>Site Open Date</b>	16-Jan-16
<b>Admin 1</b>	BORNO
<b>Admin 2</b>	NGALA
<b>Admin 3</b>	NGALA WARD
<b>Latitude</b>	12.358970
<b>Longitude</b>	14.169620

## DEMOGRAPHICS

Age/Sex	<1 year	1-5 years	6-17 years	18-59 years	>60 years	Total
Male	1,484	2,831	4,270	5,086	1,303	14,974
Female	1,544	3,192	5,434	7,629	868	18,667
<b>Total</b>	<b>3,028</b>	<b>6,023</b>	<b>9,704</b>	<b>12,715</b>	<b>2,171</b>	<b>33,641</b>

## VULNERABLE GROUPS

Pregnant Women	184	0.5%
Breastfeeding Mothers	2,901	8.6%
Persons with Physical Disabilities	14	0.0%
Persons with Mental Disabilities	4	0.0%
Single Female Headed Households	411	1.2%
Single Male Headed Households	0	0.0%
Older Persons	2,171	6.5%
<b>Total</b>	<b>5685</b>	<b>16.9%</b>

## MOBILITY

Place of Origin of Largest IDP Group	BORNO	NGALA	WULGO
Place of Origin of 2nd Largest IDP Group	BORNO	NGALA	LOGUMANE
Area of intended return for Largest IDP Group	Place of origin		
Barriers to return home for Largest IDP Group	Lack of safety		

## SITE MANAGEMENT AGENCY (SMA)

Type of SMA	Government	Agency Name	SEMA
SMA Contact Name	SEMA	Phone Number	NULL

## SERVICES

### SHELTER

% families living outside (no shelter)	<25%	Most needed NFIs	Mosquito nets
% families living in emergency shelter	<25%	% HHs with mosquito nets	<75%
% families living in makeshift shelter	<50%	% HHs with access to safe cooking facilities	None
% families living indoors (solid walls)	<25%	% HHs with access to electricity	None

### HEALTH

Location of health facilities/services	On-site (<3 km)	Access to health facility/services	Yes
Health facilities/services provider	NGO	Most prevalent health problems	Malaria

### WASH

Location of site's main water source	On-site (<10 mn)	Total number functioning toilets	0
Liters of water per person per day	>15 ltr	Separate male/female toilets	No
Main problems with drinking water	None	Separate male/female bathing areas	No

### FOOD

Access to food	Yes, on site	Frequency of food distribution	Once a month
Access to market	Yes	Supplementary feeding for pregnant/lactant mothers?	Yes
Most common source for obtaining food	Distribution	Supplementary feeding for children?	Yes

### PROTECTION

Security provided on-site	Yes	GBV referral mechanism in place	Yes
Main security provider	Military	Number of women friendly spaces	0
Most common type of security incident	Theft	Number of child friendly spaces	0
Most common type of GBV incident	Domestic violence	Most reported problem in receiving support	Not enough assistance for all entitled

### EDUCATION

Location of nearest education facility	On-site	Number of families with source of income	0
% children going to school	<50%	Access to income generating activities	Yes

### COMMUNICATION

Main source for obtaining information	Friends, neighbors and family	Main topic of information requested	Distribution
---------------------------------------	-------------------------------	-------------------------------------	--------------





# KAMCHIJIN PRAYER GROUND

Site Profile

DTM

Nigeria



**504**  
Households (HH)

**2109**  
Individuals

**Round 19**  
24 September

### DEMOGRAPHICS

Age/Sex	<1 year	1-5 years	6-17 years	18-59 years	>60 years	Total
Male	57	180	313	370	28	948
Female	70	221	382	453	35	1,161
<b>Total</b>	<b>127</b>	<b>401</b>	<b>695</b>	<b>823</b>	<b>63</b>	<b>2,109</b>

### VULNERABLE GROUPS

Pregnant Women	90	4.3%
Breastfeeding Mothers	185	8.8%
Persons with Physical Disabilities	13	0.6%
Persons with Mental Disabilities	2	0.1%
Single Female Headed Households	27	1.3%
Single Male Headed Households	5	0.2%
Older Persons	63	3.0%
<b>Total</b>	<b>385</b>	<b>18.3%</b>

<b>Site ID</b>	<b>BO_S137</b>
<b>Site Type</b>	Collective Settlement/Centre
<b>Site Classification</b>	Spontaneous
<b>Site Open Date</b>	09-Sep-16
<b>Admin 1</b>	BORNO
<b>Admin 2</b>	DIKWA
<b>Admin 3</b>	DIKWA
<b>Latitude</b>	12.038090
<b>Longitude</b>	13.920850

### MOBILITY

Place of Origin of Largest IDP Group	BORNO	DIKWA	GAJIBO
Place of Origin of 2nd Largest IDP Group	BORNO	DIKWA	NULL
Area of intended return for Largest IDP Group	Place of origin		
Barriers to return home for Largest IDP Group	Lack of safety		

### SITE MANAGEMENT AGENCY (SMA)

Type of SMA	Local NGO	Agency Name	NIGERIAN RED CROSS SOCIETY
SMA Contact Name	NIGERIAN RED CROSS SOCIETY	Phone Number	NA

### SERVICES

#### SHELTER

% families living outside (no shelter)	None	Most needed NFIs	Blankets/Mats
% families living in emergency shelter	<75%	% HHs with mosquito nets	<75%
% families living in makeshift shelter	<50%	% HHs with access to safe cooking facilities	<25%
% families living indoors (solid walls)	None	% HHs with access to electricity	None

#### HEALTH

Location of health facilities/services	On-site (<3 km)	Access to health facility/services	Yes
Health facilities/services provider	INGO	Most prevalent health problems	Diarrhea

#### WASH

Location of site's main water source	On-site (<10 mn)	Total number functioning toilets	40
Liters of water per person per day	5 - 10 ltr	Separate male/female toilets	No
Main problems with drinking water	None	Separate male/female bathing areas	Yes

#### FOOD

Access to food	Yes, on site	Frequency of food distribution	Once a month
Access to market	Yes	Supplementary feeding for pregnant/lactant mothers?	No
Most common source for obtaining food	Distribution	Supplementary feeding for children?	No

#### PROTECTION

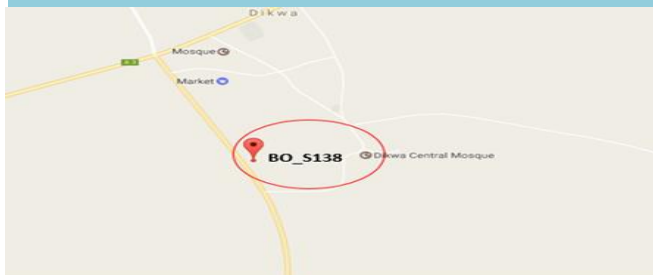
Security provided on-site	Yes	GBV referral mechanism in place	No
Main security provider	Military	Number of women friendly spaces	0
Most common type of security incident	None	Number of child friendly spaces	0
Most common type of GBV incident	None	Most reported problem in receiving support	Fighting between recipients at distribution points

#### EDUCATION

Location of nearest education facility	On-site	Number of families with source of income	157
% children going to school	<50%	Access to income generating activities	Yes

#### COMMUNICATION

Main source for obtaining information	Friends, neighbors and family	Main topic of information requested	Safety and Security
---------------------------------------	-------------------------------	-------------------------------------	---------------------


**2225**

Households (HH)

**12217**

Individuals

**Round 19**

24 September

**DEMOGRAPHICS**

Age/Sex	<1 year	1-5 years	6-17 years	18-59 years	>60 years	Total
Male	330	1,044	1,814	2,144	165	5,497
Female	403	1,277	2,218	2,620	202	6,720
<b>Total</b>	<b>733</b>	<b>2,321</b>	<b>4,032</b>	<b>4,764</b>	<b>367</b>	<b>12,217</b>

**VULNERABLE GROUPS**

Pregnant Women	215	1.8%
Breastfeeding Mothers	133	1.1%
Persons with Physical Disabilities	16	0.1%
Persons with Mental Disabilities	7	0.1%
Single Female Headed Households	29	0.2%
Single Male Headed Households	12	0.1%
Older Persons	367	3.0%
<b>Total</b>	<b>779</b>	<b>6.4%</b>

<b>Site ID</b>	<b>BO_S138</b>
<b>Site Type</b>	Collective Settlement/Centre
<b>Site Classification</b>	Spontaneous
<b>Site Open Date</b>	09-Sep-16
<b>Admin 1</b>	BORNO
<b>Admin 2</b>	DIKWA
<b>Admin 3</b>	DIKWA
<b>Latitude</b>	12.030920
<b>Longitude</b>	13.916580

**MOBILITY**

Place of Origin of Largest IDP Group	BORNO	DIKWA	MALLAM MAJA
Place of Origin of 2nd Largest IDP Group	BORNO	DIKWA	UFAYE / GUJILE
Area of intended return for Largest IDP Group	Place of origin		
Barriers to return home for Largest IDP Group	Lack of safety		

**SITE MANAGEMENT AGENCY (SMA)**

Type of SMA	Local NGO	Agency Name	NIGERIAN RED CROSS SOCIETY
SMA Contact Name	NIGERIAN RED CROSS SOCIETY	Phone Number	N/A

**SERVICES**
**SHELTER**

% families living outside (no shelter)	None	Most needed NFIs	Mosquito nets
% families living in emergency shelter	>75%	% HHs with mosquito nets	<50%
% families living in makeshift shelter	<25%	% HHs with access to safe cooking facilities	<25%
% families living indoors (solid walls)	<25%	% HHs with access to electricity	None

**HEALTH**

Location of health facilities/services	On-site (<3 km)	Access to health facility/services	Yes
Health facilities/services provider	NGO	Most prevalent health problems	Diarrhea

**WASH**

Location of site's main water source	On-site (<10 mn)	Total number functioning toilets	185
Liters of water per person per day	5 - 10 ltr	Separate male/female toilets	No
Main problems with drinking water	None	Separate male/female bathing areas	Yes

**FOOD**

Access to food	Yes, on site	Frequency of food distribution	Once a month
Access to market	Yes	Supplementary feeding for pregnant/lactant mothers?	No
Most common source for obtaining food	Distribution	Supplementary feeding for children?	No

**PROTECTION**

Security provided on-site	Yes	GBV referral mechanism in place	No
Main security provider	Military	Number of women friendly spaces	0
Most common type of security incident	None	Number of child friendly spaces	0
Most common type of GBV incident	None	Most reported problem in receiving support	Fighting between recipients at distribution points

**EDUCATION**

Location of nearest education facility	Off-site	Number of families with source of income	277
% children going to school	<50%	Access to income generating activities	Yes

**COMMUNICATION**

Main source for obtaining information	Local leader/Community leader	Main topic of information requested	Safety and Security
---------------------------------------	-------------------------------	-------------------------------------	---------------------



**1529**  
Households (HH)

**6988**  
Individuals

**Round 19**  
24 September

<b>Site ID</b>	<b>BO_S139</b>
<b>Site Type</b>	Collective Settlement/Centre
<b>Site Classification</b>	Spontaneous
<b>Site Open Date</b>	09-Sep-16
<b>Admin 1</b>	BORNO
<b>Admin 2</b>	DIKWA
<b>Admin 3</b>	DIKWA
<b>Latitude</b>	12.041140
<b>Longitude</b>	13.912720

### DEMOGRAPHICS

Age/Sex	<1 year	1-5 years	6-17 years	18-59 years	>60 years	Total
Male	189	598	1,038	1,233	94	3,152
Female	230	730	1,268	1,492	116	3,836
<b>Total</b>	<b>419</b>	<b>1,328</b>	<b>2,306</b>	<b>2,725</b>	<b>210</b>	<b>6,988</b>

### VULNERABLE GROUPS

Pregnant Women	158	2.3%
Breastfeeding Mothers	270	3.9%
Persons with Physical Disabilities	11	0.2%
Persons with Mental Disabilities	2	0.0%
Single Female Headed Households	25	0.4%
Single Male Headed Households	6	0.1%
Older Persons	210	3.0%
<b>Total</b>	<b>682</b>	<b>9.8%</b>

### MOBILITY

Place of Origin of Largest IDP Group	BORNO	DIKWA	GAJIBO
Place of Origin of 2nd Largest IDP Group	BORNO	DIKWA	NGUDORAM
Area of intended return for Largest IDP Group	Place of origin		
Barriers to return home for Largest IDP Group	Lack of safety		

### SITE MANAGEMENT AGENCY (SMA)

Type of SMA	Local NGO	Agency Name	NIGERIAN RED CROSS SOCIETY
SMA Contact Name	NIGERIAN RED CROSS SOCIETY	Phone Number	811211685

### SERVICES

#### SHELTER

% families living outside (no shelter)	None	Most needed NFIs	Mosquito nets
% families living in emergency shelter	None	% HHs with mosquito nets	<75%
% families living in makeshift shelter	<75%	% HHs with access to safe cooking facilities	<50%
% families living indoors (solid walls)	<50%	% HHs with access to electricity	None

#### HEALTH

Location of health facilities/services	On-site (<3 km)	Access to health facility/services	Yes
Health facilities/services provider	INGO	Most prevalent health problems	Diarrhea

#### WASH

Location of site's main water source	On-site (<10 mn)	Total number functioning toilets	4
Liters of water per person per day	5 - 10 ltr	Separate male/female toilets	No
Main problems with drinking water	None	Separate male/female bathing areas	No

#### FOOD

Access to food	Yes, on site	Frequency of food distribution	Once a week
Access to market	Yes	Supplementary feeding for pregnant/lactant mothers?	No
Most common source for obtaining food	Distribution	Supplementary feeding for children?	No

#### PROTECTION

Security provided on-site	Yes	GBV referral mechanism in place	No
Main security provider	Military	Number of women friendly spaces	0
Most common type of security incident	None	Number of child friendly spaces	0
Most common type of GBV incident	None	Most reported problem in receiving support	None

#### EDUCATION

Location of nearest education facility	On-site	Number of families with source of income	145
% children going to school	<50%	Access to income generating activities	Yes

#### COMMUNICATION

Main source for obtaining information	Local leader/Community leader	Main topic of information requested	Safety and Security
---------------------------------------	-------------------------------	-------------------------------------	---------------------



**365**  
Households (HH)

**1619**  
Individuals

**Round 19**  
24 September

<b>Site ID</b>	<b>BO_S140</b>
<b>Site Type</b>	Collective Settlement/Centre
<b>Site Classification</b>	Spontaneous
<b>Site Open Date</b>	08-Sep-17
<b>Admin 1</b>	BORNO
<b>Admin 2</b>	DIKWA
<b>Admin 3</b>	DIKWA
<b>Latitude</b>	12.039520
<b>Longitude</b>	13.904780

### DEMOGRAPHICS

Age/Sex	<1 year	1-5 years	6-17 years	18-59 years	>60 years	Total
Male	106	108	219	417	23	873
Female	104	111	96	410	25	746
<b>Total</b>	<b>210</b>	<b>219</b>	<b>315</b>	<b>827</b>	<b>48</b>	<b>1,619</b>

### VULNERABLE GROUPS

Pregnant Women	48	3.0%
Breastfeeding Mothers	267	16.5%
Persons with Physical Disabilities	9	0.6%
Persons with Mental Disabilities	5	0.3%
Single Female Headed Households	15	0.9%
Single Male Headed Households	5	0.3%
Older Persons	48	3.0%
<b>Total</b>	<b>397</b>	<b>24.5%</b>

### MOBILITY

Place of Origin of Largest IDP Group	BORNO	DIKWA	DIKWA
Place of Origin of 2nd Largest IDP Group	BORNO	DIKWA	BOBOSHE
Area of intended return for Largest IDP Group	Place of origin		
Barriers to return home for Largest IDP Group	Lack of safety		

### SITE MANAGEMENT AGENCY (SMA)

Type of SMA	INGO	Agency Name	ICRC
SMA Contact Name	ICRC	Phone Number	NULL

### SERVICES

#### SHELTER

% families living outside (no shelter)	None	Most needed NFIs	Blankets/Mats
% families living in emergency shelter	None	% HHs with mosquito nets	<50%
% families living in makeshift shelter	<25%	% HHs with access to safe cooking facilities	None
% families living indoors (solid walls)	>75%	% HHs with access to electricity	None

#### HEALTH

Location of health facilities/services	On-site (<3 km)	Access to health facility/services	Yes
Health facilities/services provider	NGO	Most prevalent health problems	Diarrhea

#### WASH

Location of site's main water source	On-site (<10 mn)	Total number functioning toilets	0
Liters of water per person per day	5 - 10 ltr	Separate male/female toilets	No
Main problems with drinking water	None	Separate male/female bathing areas	No

#### FOOD

Access to food	Yes, on site	Frequency of food distribution	Irregular
Access to market	Yes	Supplementary feeding for pregnant/lactant mothers?	No
Most common source for obtaining food	Distribution	Supplementary feeding for children?	No

#### PROTECTION

Security provided on-site	Yes	GBV referral mechanism in place	No
Main security provider	Military	Number of women friendly spaces	0
Most common type of security incident	None	Number of child friendly spaces	0
Most common type of GBV incident	None	Most reported problem in receiving support	Fighting between recipients at distribution points

#### EDUCATION

Location of nearest education facility	On-site	Number of families with source of income	100
% children going to school	<75%	Access to income generating activities	Yes

#### COMMUNICATION

Main source for obtaining information	Local leader/Community leader	Main topic of information requested	Safety and Security
---------------------------------------	-------------------------------	-------------------------------------	---------------------



# AGRIC IDP CAMP

Site Profile

DTM

Nigeria



2427

Households (HH)

13129

Individuals

Round 19

24 September

### DEMOGRAPHICS

Age/Sex	<1 year	1-5 years	6-17 years	18-59 years	>60 years	Total
Male	355	1,123	1,950	2,304	177	5,909
Female	433	1,372	2,383	2,815	217	7,220
<b>Total</b>	<b>788</b>	<b>2,495</b>	<b>4,333</b>	<b>5,119</b>	<b>394</b>	<b>13,129</b>

<b>Site ID</b>	<b>BO_S142</b>
<b>Site Type</b>	Collective Settlement/Centre
<b>Site Classification</b>	Spontaneous
<b>Site Open Date</b>	01-Sep-16
<b>Admin 1</b>	BORNO
<b>Admin 2</b>	DIKWA
<b>Admin 3</b>	DIKWA
<b>Latitude</b>	12.036850
<b>Longitude</b>	13.902920

### VULNERABLE GROUPS

Pregnant Women	195	1.5%
Breastfeeding Mothers	732	5.6%
Persons with Physical Disabilities	5	0.0%
Persons with Mental Disabilities	2	0.0%
Single Female Headed Households	28	0.2%
Single Male Headed Households	17	0.1%
Older Persons	394	3.0%
<b>Total</b>	<b>1373</b>	<b>10.5%</b>

### MOBILITY

Place of Origin of Largest IDP Group	BORNO	DIKWA	SOGOMA / AFUYE
Place of Origin of 2nd Largest IDP Group	BORNO	MAFA	NULL
Area of intended return for Largest IDP Group	Place of origin		
Barriers to return home for Largest IDP Group	Lack of safety		

### SITE MANAGEMENT AGENCY (SMA)

Type of SMA	Local NGO	Agency Name	RED CROSS
SMA Contact Name	RED CROSS	Phone Number	8111211085

### SERVICES

#### SHELTER

% families living outside (no shelter)	None	Most needed NFIs	Mosquito nets
% families living in emergency shelter	<50%	% HHs with mosquito nets	<75%
% families living in makeshift shelter	<50%	% HHs with access to safe cooking facilities	<50%
% families living indoors (solid walls)	<25%	% HHs with access to electricity	None

#### HEALTH

Location of health facilities/services	On-site (<3 km)	Access to health facility/services	Yes
Health facilities/services provider	NGO	Most prevalent health problems	Malaria

#### WASH

Location of site's main water source	On-site (<10 mn)	Total number functioning toilets	89
Liters of water per person per day	5 - 10 ltr	Separate male/female toilets	No
Main problems with drinking water	None	Separate male/female bathing areas	Yes

#### FOOD

Access to food	Yes, on site	Frequency of food distribution	Once a month
Access to market	Yes	Supplementary feeding for pregnant/lactant mothers?	No
Most common source for obtaining food	Distribution	Supplementary feeding for children?	No

#### PROTECTION

Security provided on-site	Yes	GBV referral mechanism in place	No
Main security provider	Military	Number of women friendly spaces	0
Most common type of security incident	None	Number of child friendly spaces	0
Most common type of GBV incident	None	Most reported problem in receiving support	Fighting between recipients at distribution points

#### EDUCATION

Location of nearest education facility	On-site	Number of families with source of income	199
% children going to school	<75%	Access to income generating activities	Yes

#### COMMUNICATION

Main source for obtaining information	Local leader/Community leader	Main topic of information requested	Safety and Security
---------------------------------------	-------------------------------	-------------------------------------	---------------------



# MOTOR PARK IDP CAMP

Site Profile

DTM

Nigeria



**492**  
Households (HH)

**2652**  
Individuals

**Round 19**  
24 September

### DEMOGRAPHICS

Age/Sex	<1 year	1-5 years	6-17 years	18-59 years	>60 years	Total
Male	93	161	360	526	52	1,192
Female	114	197	441	644	64	1,460
<b>Total</b>	<b>207</b>	<b>358</b>	<b>801</b>	<b>1,170</b>	<b>116</b>	<b>2,652</b>

### VULNERABLE GROUPS

Pregnant Women	246	9.3%
Breastfeeding Mothers	324	12.2%
Persons with Physical Disabilities	5	0.2%
Persons with Mental Disabilities	2	0.1%
Single Female Headed Households	78	2.9%
Single Male Headed Households	14	0.5%
Older Persons	116	4.4%
<b>Total</b>	<b>785</b>	<b>29.6%</b>

<b>Site ID</b>	<b>BO_S143</b>
<b>Site Type</b>	Collective Settlement/Centre
<b>Site Classification</b>	Spontaneous
<b>Site Open Date</b>	09-Sep-16
<b>Admin 1</b>	BORNO
<b>Admin 2</b>	DIKWA
<b>Admin 3</b>	DIKWA
<b>Latitude</b>	12.037240
<b>Longitude</b>	13.910430

### MOBILITY

Place of Origin of Largest IDP Group	BORNO	DIKWA	GAJIBO
Place of Origin of 2nd Largest IDP Group	BORNO	DIKWA	NGUDORAM
Area of intended return for Largest IDP Group	Place of origin		
Barriers to return home for Largest IDP Group	Lack of safety		

### SITE MANAGEMENT AGENCY (SMA)

Type of SMA	NULL	Agency Name	NULL
SMA Contact Name	NULL	Phone Number	NULL

### SERVICES

#### SHELTER

% families living outside (no shelter)	<25%	Most needed NFIs	Mosquito nets
% families living in emergency shelter	None	% HHs with mosquito nets	<75%
% families living in makeshift shelter	>75%	% HHs with access to safe cooking facilities	<25%
% families living indoors (solid walls)	None	% HHs with access to electricity	None

#### HEALTH

Location of health facilities/services	On-site (<3 km)	Access to health facility/services	Yes
Health facilities/services provider	NGO	Most prevalent health problems	Cough

#### WASH

Location of site's main water source	On-site (<10 mn)	Total number functioning toilets	7
Liters of water per person per day	10 - 15 ltr	Separate male/female toilets	No
Main problems with drinking water	None	Separate male/female bathing areas	No

#### FOOD

Access to food	Yes, on site	Frequency of food distribution	Once a month
Access to market	Yes	Supplementary feeding for pregnant/lactant mothers?	No
Most common source for obtaining food	Distribution	Supplementary feeding for children?	No

#### PROTECTION

Security provided on-site	Yes	GBV referral mechanism in place	No
Main security provider	Self organized	Number of women friendly spaces	0
Most common type of security incident	None	Number of child friendly spaces	0
Most common type of GBV incident	None	Most reported problem in receiving support	None

#### EDUCATION

Location of nearest education facility	On-site	Number of families with source of income	463
% children going to school	<50%	Access to income generating activities	Yes

#### COMMUNICATION

Main source for obtaining information	Local leader/Community leader	Main topic of information requested	Safety and Security
---------------------------------------	-------------------------------	-------------------------------------	---------------------

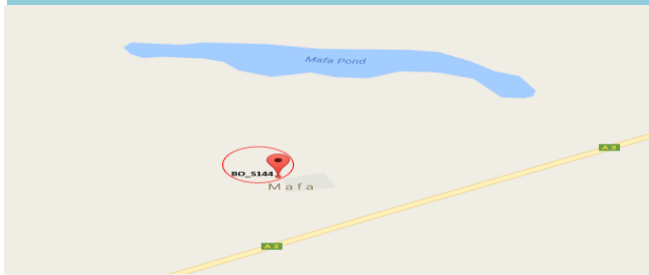


# MAFA PRIMARY SCHOOL CAMP

Site Profile

DTM

Nigeria



**470**  
Households (HH)

**1581**  
Individuals

**Round 19**  
24 September

### DEMOGRAPHICS

Age/Sex	<1 year	1-5 years	6-17 years	18-59 years	>60 years	Total
Male	33	167	205	289	65	759
Female	41	108	289	314	70	822
<b>Total</b>	<b>74</b>	<b>275</b>	<b>494</b>	<b>603</b>	<b>135</b>	<b>1,581</b>

### VULNERABLE GROUPS

Pregnant Women	67	4.2%
Breastfeeding Mothers	117	7.4%
Persons with Physical Disabilities	12	0.8%
Persons with Mental Disabilities	0	0.0%
Single Female Headed Households	11	0.7%
Single Male Headed Households	6	0.4%
Older Persons	135	8.5%
<b>Total</b>	<b>348</b>	<b>22.0%</b>

<b>Site ID</b>	<b>BO_S144</b>
<b>Site Type</b>	Collective Settlement/Centre
<b>Site Classification</b>	Spontaneous
<b>Site Open Date</b>	09-Apr-16
<b>Admin 1</b>	BORNO
<b>Admin 2</b>	MAFA
<b>Admin 3</b>	MAFA
<b>Latitude</b>	11.924460
<b>Longitude</b>	13.598350

### MOBILITY

Place of Origin of Largest IDP Group	BORNO	MAFA	MAFA
Place of Origin of 2nd Largest IDP Group	NULL	NULL	NULL
Area of intended return for Largest IDP Group	Place of origin		
Barriers to return home for Largest IDP Group	Lack of safety		

### SITE MANAGEMENT AGENCY (SMA)

Type of SMA	INGO	Agency Name	DANISH
SMA Contact Name	DANISH	Phone Number	NULL

### SERVICES

#### SHELTER

% families living outside (no shelter)	None	Most needed NFIs	Mosquito nets
% families living in emergency shelter	<25%	% HHs with mosquito nets	<25%
% families living in makeshift shelter	<25%	% HHs with access to safe cooking facilities	<25%
% families living indoors (solid walls)	<75%	% HHs with access to electricity	None

#### HEALTH

Location of health facilities/services	On-site (<3 km)	Access to health facility/services	Yes
Health facilities/services provider	INGO	Most prevalent health problems	Malaria

#### WASH

Location of site's main water source	On-site (<10 mn)	Total number functioning toilets	0
Liters of water per person per day	5 - 10 ltr	Separate male/female toilets	Yes
Main problems with drinking water	None	Separate male/female bathing areas	Yes

#### FOOD

Access to food	Yes, on site	Frequency of food distribution	Irregular
Access to market	Yes	Supplementary feeding for pregnant/lactant mothers?	Yes
Most common source for obtaining food	Cash	Supplementary feeding for children?	Yes

#### PROTECTION

Security provided on-site	Yes	GBV referral mechanism in place	No
Main security provider	Police	Number of women friendly spaces	0
Most common type of security incident	None	Number of child friendly spaces	0
Most common type of GBV incident	None	Most reported problem in receiving support	None

#### EDUCATION

Location of nearest education facility	On-site	Number of families with source of income	0
% children going to school	None	Access to income generating activities	Yes

#### COMMUNICATION

Main source for obtaining information	Friends, neighbors and family	Main topic of information requested	Distribution
---------------------------------------	-------------------------------	-------------------------------------	--------------



# MUNA DA'ALTI 2A

Site Profile

DTM

Nigeria

962

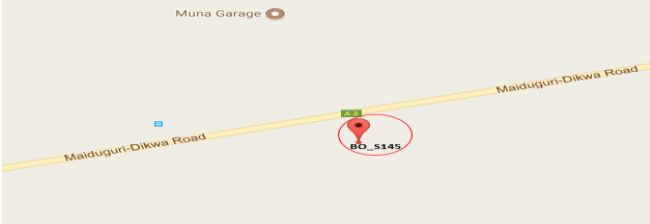
Households (HH)

6586

Individuals

Round 19

24 September



### DEMOGRAPHICS

Age/Sex	<1 year	1-5 years	6-17 years	18-59 years	>60 years	Total
Male	316	508	1,016	868	148	2,856
Female	428	929	1,146	983	244	3,730
<b>Total</b>	<b>744</b>	<b>1,437</b>	<b>2,162</b>	<b>1,851</b>	<b>392</b>	<b>6,586</b>

<b>Site ID</b>	<b>BO_S145</b>
<b>Site Type</b>	Collective Settlement/Centre
<b>Site Classification</b>	Spontaneous
<b>Site Open Date</b>	01-Jan-15
<b>Admin 1</b>	BORNO
<b>Admin 2</b>	JERE
<b>Admin 3</b>	DUSUMAN
<b>Latitude</b>	11.867050
<b>Longitude</b>	13.252750

### VULNERABLE GROUPS

Pregnant Women	396	6.0%
Breastfeeding Mothers	744	11.3%
Persons with Physical Disabilities	40	0.6%
Persons with Mental Disabilities	10	0.2%
Single Female Headed Households	242	3.7%
Single Male Headed Households	12	0.2%
Older Persons	392	6.0%
<b>Total</b>	<b>1836</b>	<b>27.9%</b>

### MOBILITY

Place of Origin of Largest IDP Group	BORNO	MAFA	MUJIGINE
Place of Origin of 2nd Largest IDP Group	BORNO	DIKWA	DIKWA
Area of intended return for Largest IDP Group	Place of origin		
Barriers to return home for Largest IDP Group	Lack of food		

### SITE MANAGEMENT AGENCY (SMA)

Type of SMA	NULL	Agency Name	NULL
SMA Contact Name	NULL	Phone Number	NULL

### SERVICES

#### SHELTER

% families living outside (no shelter)	None	Most needed NFIs	Blankets/Mats
% families living in emergency shelter	<25%	% HHs with mosquito nets	<50%
% families living in makeshift shelter	>75%	% HHs with access to safe cooking facilities	<25%
% families living indoors (solid walls)	None	% HHs with access to electricity	None

#### HEALTH

Location of health facilities/services	Off-site (<3 km)	Access to health facility/services	Yes
Health facilities/services provider	INGO	Most prevalent health problems	Malaria

#### WASH

Location of site's main water source	On-site (<10 mn)	Total number functioning toilets	34
Liters of water per person per day	<5 ltr	Separate male/female toilets	Yes
Main problems with drinking water	None	Separate male/female bathing areas	Yes

#### FOOD

Access to food	Yes, on site	Frequency of food distribution	Once a month
Access to market	No	Supplementary feeding for pregnant/lactant mothers?	No
Most common source for obtaining food	Distribution	Supplementary feeding for children?	No

#### PROTECTION

Security provided on-site	Yes	GBV referral mechanism in place	No
Main security provider	Self organized	Number of women friendly spaces	0
Most common type of security incident	None	Number of child friendly spaces	0
Most common type of GBV incident	None	Most reported problem in receiving support	None

#### EDUCATION

Location of nearest education facility	Off-site	Number of families with source of income	400
% children going to school	<25%	Access to income generating activities	Yes

#### COMMUNICATION

Main source for obtaining information	Friends, neighbors and family	Main topic of information requested	Distribution
---------------------------------------	-------------------------------	-------------------------------------	--------------



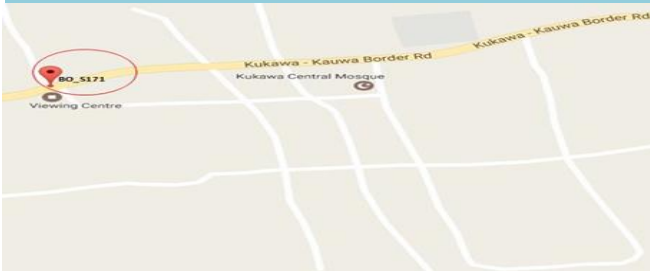


# MUNA DA'ALTI 2B

Site Profile

DTM

Nigeria



**75**  
Households (HH)

**408**  
Individuals

**Round 19**  
24 September

### DEMOGRAPHICS

Age/Sex	<1 year	1-5 years	6-17 years	18-59 years	>60 years	Total
Male	7	32	73	78	12	202
Female	11	34	65	74	22	206
<b>Total</b>	<b>18</b>	<b>66</b>	<b>138</b>	<b>152</b>	<b>34</b>	<b>408</b>

### VULNERABLE GROUPS

Pregnant Women	12	2.9%
Breastfeeding Mothers	28	6.9%
Persons with Physical Disabilities	10	2.5%
Persons with Mental Disabilities	5	1.2%
Single Female Headed Households	21	5.1%
Single Male Headed Households	5	1.2%
Older Persons	34	8.3%
<b>Total</b>	<b>115</b>	<b>28.2%</b>

<b>Site ID</b>	<b>BO_S146</b>
<b>Site Type</b>	Collective Settlement/Centre
<b>Site Classification</b>	Spontaneous
<b>Site Open Date</b>	20-Aug-14
<b>Admin 1</b>	BORNO
<b>Admin 2</b>	JERE
<b>Admin 3</b>	DUSUMAN
<b>Latitude</b>	11.867400
<b>Longitude</b>	13.250570

### MOBILITY

Place of Origin of Largest IDP Group	BORNO	JERE	DUSUMAN
Place of Origin of 2nd Largest IDP Group	BORNO	KONDUGA	KAWURI
Area of intended return for Largest IDP Group	Place of origin		
Barriers to return home for Largest IDP Group	House damaged/destroyed		

### SITE MANAGEMENT AGENCY (SMA)

Type of SMA	NULL	Agency Name	NULL
SMA Contact Name	NULL	Phone Number	NULL

### SERVICES

#### SHELTER

% families living outside (no shelter)	None	Most needed NFIs	Blankets/Mats
% families living in emergency shelter	<25%	% HHs with mosquito nets	None
% families living in makeshift shelter	<75%	% HHs with access to safe cooking facilities	None
% families living indoors (solid walls)	<25%	% HHs with access to electricity	None

#### HEALTH

Location of health facilities/services	Off-site (<3 km)	Access to health facility/services	Yes
Health facilities/services provider	INGO	Most prevalent health problems	Malaria

#### WASH

Location of site's main water source	On-site (<10 mn)	Total number functioning toilets	16
Liters of water per person per day	10 - 15 ltr	Separate male/female toilets	Yes
Main problems with drinking water	None	Separate male/female bathing areas	Yes

#### FOOD

Access to food	Yes, on site	Frequency of food distribution	Irregular
Access to market	Yes	Supplementary feeding for pregnant/lactant mothers?	No
Most common source for obtaining food	Distribution	Supplementary feeding for children?	No

#### PROTECTION

Security provided on-site	Yes	GBV referral mechanism in place	No
Main security provider	Self organized	Number of women friendly spaces	0
Most common type of security incident	None	Number of child friendly spaces	0
Most common type of GBV incident	None	Most reported problem in receiving support	None

#### EDUCATION

Location of nearest education facility	On-site	Number of families with source of income	20
% children going to school	<50%	Access to income generating activities	Yes

#### COMMUNICATION

Main source for obtaining information	Local leader/Community leader	Main topic of information requested	Distribution
---------------------------------------	-------------------------------	-------------------------------------	--------------

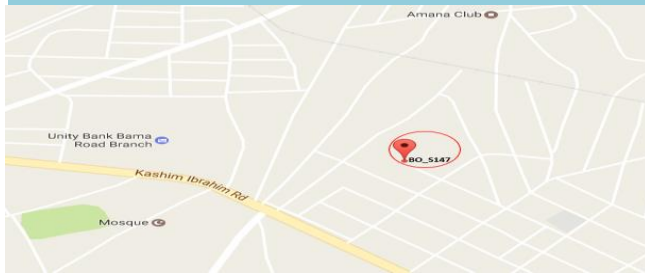


# ALLAMIN DAGASH GARAGE

Site Profile

DTM

Nigeria



**33**  
Households (HH)

**187**  
Individuals

**Round 19**  
24 September

## DEMOGRAPHICS

Age/Sex	<1 year	1-5 years	6-17 years	18-59 years	>60 years	Total
Male	10	15	32	25	7	89
Female	14	11	30	40	3	98
<b>Total</b>	<b>24</b>	<b>26</b>	<b>62</b>	<b>65</b>	<b>10</b>	<b>187</b>

## VULNERABLE GROUPS

Pregnant Women	5	2.7%
Breastfeeding Mothers	24	12.8%
Persons with Physical Disabilities	0	0.0%
Persons with Mental Disabilities	0	0.0%
Single Female Headed Households	10	5.3%
Single Male Headed Households	4	2.1%
Older Persons	10	5.3%
<b>Total</b>	<b>53</b>	<b>28.3%</b>

<b>Site ID</b>	<b>BO_S147</b>
<b>Site Type</b>	Collective Settlement/Centre
<b>Site Classification</b>	Spontaneous
<b>Site Open Date</b>	09-Jan-16
<b>Admin 1</b>	BORNO
<b>Admin 2</b>	MAIDUGURI M. C.
<b>Admin 3</b>	GAMBORU LIBERTY
<b>Latitude</b>	11.857370
<b>Longitude</b>	13.167970

## MOBILITY

Place of Origin of Largest IDP Group	BORNO	MARTE	MUSUNE
Place of Origin of 2nd Largest IDP Group	NULL	NULL	NULL
Area of intended return for Largest IDP Group	Place of origin		
Barriers to return home for Largest IDP Group	Lack of safety		

## SITE MANAGEMENT AGENCY (SMA)

Type of SMA	NULL	Agency Name	NULL
SMA Contact Name	NULL	Phone Number	NULL

## SERVICES

### SHELTER

% families living outside (no shelter)	<25%	Most needed NFIs	Kitchen sets
% families living in emergency shelter	None	% HHs with mosquito nets	<25%
% families living in makeshift shelter	>75%	% HHs with access to safe cooking facilities	<25%
% families living indoors (solid walls)	None	% HHs with access to electricity	None

### HEALTH

Location of health facilities/services	Off-site (<3 km)	Access to health facility/services	Yes
Health facilities/services provider	Government	Most prevalent health problems	Malaria

### WASH

Location of site's main water source	On-site (<10 mn)	Total number functioning toilets	0
Liters of water per person per day	10 - 15 ltr	Separate male/female toilets	No
Main problems with drinking water	None	Separate male/female bathing areas	No

### FOOD

Access to food	Yes, on site	Frequency of food distribution	Irregular
Access to market	Yes	Supplementary feeding for pregnant/lactant mothers?	No
Most common source for obtaining food	Cash	Supplementary feeding for children?	No

### PROTECTION

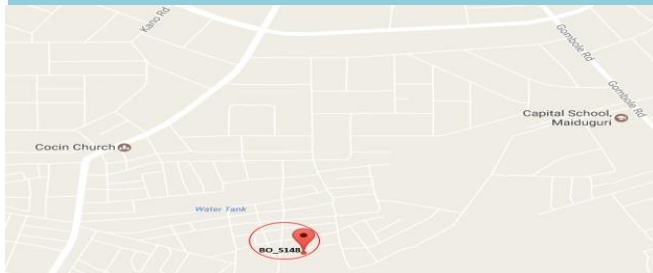
Security provided on-site	Yes	GBV referral mechanism in place	No
Main security provider	Self organized	Number of women friendly spaces	0
Most common type of security incident	None	Number of child friendly spaces	0
Most common type of GBV incident	None	Most reported problem in receiving support	None

### EDUCATION

Location of nearest education facility	On-site	Number of families with source of income	0
% children going to school	<50%	Access to income generating activities	Yes

### COMMUNICATION

Main source for obtaining information	Military official	Main topic of information requested	Situation in areas of origin
---------------------------------------	-------------------	-------------------------------------	------------------------------



**25**  
Households (HH)

**129**  
Individuals

**Round 19**  
24 September

### DEMOGRAPHICS

Age/Sex	<1 year	1-5 years	6-17 years	18-59 years	>60 years	Total
Male	10	10	15	15	4	54
Female	12	13	25	20	5	75
<b>Total</b>	<b>22</b>	<b>23</b>	<b>40</b>	<b>35</b>	<b>9</b>	<b>129</b>

### VULNERABLE GROUPS

Pregnant Women	5	3.9%
Breastfeeding Mothers	32	24.8%
Persons with Physical Disabilities	0	0.0%
Persons with Mental Disabilities	0	0.0%
Single Female Headed Households	3	2.3%
Single Male Headed Households	0	0.0%
Older Persons	9	7.0%
<b>Total</b>	<b>49</b>	<b>38.0%</b>

<b>Site ID</b>	<b>BO_S148</b>
<b>Site Type</b>	Collective Settlement/Centre
<b>Site Classification</b>	Spontaneous
<b>Site Open Date</b>	NULL
<b>Admin 1</b>	BORNO
<b>Admin 2</b>	MAIDUGURI M. C.
<b>Admin 3</b>	MAISANDARI
<b>Latitude</b>	11.791650
<b>Longitude</b>	13.151480

### MOBILITY

Place of Origin of Largest IDP Group	BORNO	KONDUGA	MASBA / DALWA WEST
Place of Origin of 2nd Largest IDP Group	NULL	NULL	NULL
Area of intended return for Largest IDP Group	Place of origin		
Barriers to return home for Largest IDP Group	Lack of safety		

### SITE MANAGEMENT AGENCY (SMA)

Type of SMA	NULL	Agency Name	NULL
SMA Contact Name	NULL	Phone Number	NULL

### SERVICES

#### SHELTER

% families living outside (no shelter)	None	Most needed NFIs	Mosquito nets
% families living in emergency shelter	<25%	% HHs with mosquito nets	<75%
% families living in makeshift shelter	>75%	% HHs with access to safe cooking facilities	<50%
% families living indoors (solid walls)	None	% HHs with access to electricity	None

#### HEALTH

Location of health facilities/services	On-site (<3 km)	Access to health facility/services	Yes
Health facilities/services provider	INGO	Most prevalent health problems	Fever

#### WASH

Location of site's main water source	On-site (<10 mn)	Total number functioning toilets	0
Liters of water per person per day	>15 ltr	Separate male/female toilets	No
Main problems with drinking water	None	Separate male/female bathing areas	Yes

#### FOOD

Access to food	Yes, on site	Frequency of food distribution	Irregular
Access to market	Yes	Supplementary feeding for pregnant/lactant mothers?	No
Most common source for obtaining food	Distribution	Supplementary feeding for children?	Yes

#### PROTECTION

Security provided on-site	Yes	GBV referral mechanism in place	Yes
Main security provider	Self organized	Number of women friendly spaces	0
Most common type of security incident	None	Number of child friendly spaces	0
Most common type of GBV incident	None	Most reported problem in receiving support	Not enough assistance for all entitled

#### EDUCATION

Location of nearest education facility	Off-site	Number of families with source of income	1
% children going to school	<75%	Access to income generating activities	Yes

#### COMMUNICATION

Main source for obtaining information	Local leader/Community leader	Main topic of information requested	Access to services
---------------------------------------	-------------------------------	-------------------------------------	--------------------

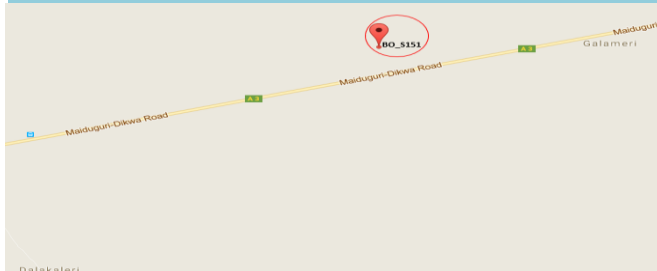


# CUSTOM HOUSE

Site Profile

DTM

Nigeria



<b>Site ID</b>	<b>BO_S151</b>
<b>Site Type</b>	Collective Settlement/Centre
<b>Site Classification</b>	Spontaneous
<b>Site Open Date</b>	NULL
<b>Admin 1</b>	BORNO
<b>Admin 2</b>	JERE
<b>Admin 3</b>	DUSUMAN
<b>Latitude</b>	11.881710
<b>Longitude</b>	13.282390

**1157**  
Households (HH)

**7187**  
Individuals

**Round 19**  
24 September

### DEMOGRAPHICS

Age/Sex	<1 year	1-5 years	6-17 years	18-59 years	>60 years	Total
Male	127	778	1,174	1,153	157	3,389
Female	156	821	1,211	1,417	193	3,798
<b>Total</b>	<b>283</b>	<b>1,599</b>	<b>2,385</b>	<b>2,570</b>	<b>350</b>	<b>7,187</b>

### VULNERABLE GROUPS

Pregnant Women	170	2.4%
Breastfeeding Mothers	380	5.3%
Persons with Physical Disabilities	30	0.4%
Persons with Mental Disabilities	20	0.3%
Single Female Headed Households	25	0.3%
Single Male Headed Households	20	0.3%
Older Persons	350	4.9%
<b>Total</b>	<b>995</b>	<b>13.8%</b>

### MOBILITY

Place of Origin of Largest IDP Group	BORNO	MAFA	MUJIGINE
Place of Origin of 2nd Largest IDP Group	BORNO	MAFA	MAFA
Area of intended return for Largest IDP Group	Place of origin		
Barriers to return home for Largest IDP Group	House damaged/destroyed		

### SITE MANAGEMENT AGENCY (SMA)

Type of SMA	INGO	Agency Name	IOM
SMA Contact Name	IOM	Phone Number	7063898571

### SERVICES

#### SHELTER

% families living outside (no shelter)	None	Most needed NFIs	Mosquito nets
% families living in emergency shelter	<75%	% HHs with mosquito nets	<75%
% families living in makeshift shelter	None	% HHs with access to safe cooking facilities	<25%
% families living indoors (solid walls)	<50%	% HHs with access to electricity	None

#### HEALTH

Location of health facilities/services	On-site (<3 km)	Access to health facility/services	Yes
Health facilities/services provider	INGO	Most prevalent health problems	Malaria

#### WASH

Location of site's main water source	On-site (<10 mn)	Total number functioning toilets	100
Liters of water per person per day	10 - 15 ltr	Separate male/female toilets	Yes
Main problems with drinking water	None	Separate male/female bathing areas	Yes

#### FOOD

Access to food	Yes, on site	Frequency of food distribution	Every 2 weeks
Access to market	Yes	Supplementary feeding for pregnant/lactant mothers?	No
Most common source for obtaining food	Distribution	Supplementary feeding for children?	No

#### PROTECTION

Security provided on-site	Yes	GBV referral mechanism in place	No
Main security provider	Military	Number of women friendly spaces	0
Most common type of security incident	None	Number of child friendly spaces	0
Most common type of GBV incident	None	Most reported problem in receiving support	None

#### EDUCATION

Location of nearest education facility	On-site	Number of families with source of income	400
% children going to school	<75%	Access to income generating activities	Yes

#### COMMUNICATION

Main source for obtaining information	Local leader/Community leader	Main topic of information requested	Distribution
---------------------------------------	-------------------------------	-------------------------------------	--------------



# GASARWA PRI SCHOOL

Site Profile

DTM

Nigeria



**332**  
Households (HH)

**1613**  
Individuals

**Round 19**  
24 September

### DEMOGRAPHICS

Age/Sex	<1 year	1-5 years	6-17 years	18-59 years	>60 years	Total
Male	72	120	220	297	50	759
Female	57	138	264	348	47	854
<b>Total</b>	<b>129</b>	<b>258</b>	<b>484</b>	<b>645</b>	<b>97</b>	<b>1,613</b>

### VULNERABLE GROUPS

Pregnant Women	119	7.4%
Breastfeeding Mothers	169	10.5%
Persons with Physical Disabilities	9	0.6%
Persons with Mental Disabilities	2	0.1%
Single Female Headed Households	17	1.1%
Single Male Headed Households	5	0.3%
Older Persons	97	6.0%
<b>Total</b>	<b>418</b>	<b>25.9%</b>

<b>Site ID</b>	<b>BO_S152</b>
<b>Site Type</b>	Collective Settlement/Centre
<b>Site Classification</b>	Spontaneous
<b>Site Open Date</b>	12-Feb-16
<b>Admin 1</b>	BORNO
<b>Admin 2</b>	NGANZAI
<b>Admin 3</b>	JIGALTA
<b>Latitude</b>	12.370790
<b>Longitude</b>	13.198390

### MOBILITY

Place of Origin of Largest IDP Group	BORNO	MONGUNO	NULL
Place of Origin of 2nd Largest IDP Group	BORNO	MONGUNO	WULO
Area of intended return for Largest IDP Group	Place of origin		
Barriers to return home for Largest IDP Group	Lack of safety		

### SITE MANAGEMENT AGENCY (SMA)

Type of SMA	NULL	Agency Name	NULL
SMA Contact Name	NULL	Phone Number	NULL

### SERVICES

#### SHELTER

% families living outside (no shelter)	None	Most needed NFIs	Bucket/Jerry Can
% families living in emergency shelter	<50%	% HHs with mosquito nets	<75%
% families living in makeshift shelter	<75%	% HHs with access to safe cooking facilities	<50%
% families living indoors (solid walls)	None	% HHs with access to electricity	None

#### HEALTH

Location of health facilities/services	None	Access to health facility/services	No
Health facilities/services provider	None	Most prevalent health problems	RTI

#### WASH

Location of site's main water source	On-site (<10 mn)	Total number functioning toilets	0
Liters of water per person per day	10 - 15 ltr	Separate male/female toilets	No
Main problems with drinking water	None	Separate male/female bathing areas	No

#### FOOD

Access to food	No	Frequency of food distribution	Never
Access to market	Yes	Supplementary feeding for pregnant/lactant mothers?	No
Most common source for obtaining food	Cultivated	Supplementary feeding for children?	No

#### PROTECTION

Security provided on-site	Yes	GBV referral mechanism in place	No
Main security provider	Self organized	Number of women friendly spaces	0
Most common type of security incident	None	Number of child friendly spaces	0
Most common type of GBV incident	None	Most reported problem in receiving support	None

#### EDUCATION

Location of nearest education facility	None	Number of families with source of income	199
% children going to school	None	Access to income generating activities	Yes

#### COMMUNICATION

Main source for obtaining information	Local leader/Community leader	Main topic of information requested	Safety and Security
---------------------------------------	-------------------------------	-------------------------------------	---------------------

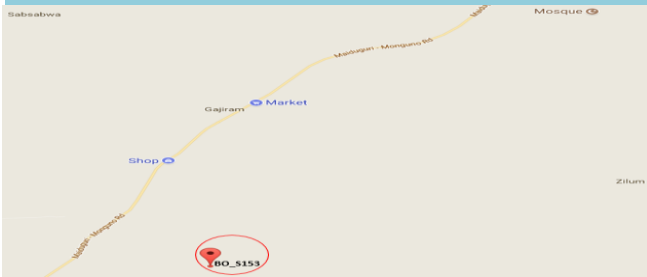


# GASARWA CAMP

Site Profile

DTM

Nigeria



**652**  
Households (HH)

**3335**  
Individuals

**Round 19**  
24 September

### DEMOGRAPHICS

Age/Sex	<1 year	1-5 years	6-17 years	18-59 years	>60 years	Total
Male	155	205	407	721	76	1,564
Female	104	231	440	883	113	1,771
<b>Total</b>	<b>259</b>	<b>436</b>	<b>847</b>	<b>1,604</b>	<b>189</b>	<b>3,335</b>

### VULNERABLE GROUPS

Pregnant Women	142	4.3%
Breastfeeding Mothers	284	8.5%
Persons with Physical Disabilities	7	0.2%
Persons with Mental Disabilities	5	0.1%
Single Female Headed Households	29	0.9%
Single Male Headed Households	5	0.1%
Older Persons	189	5.7%
<b>Total</b>	<b>661</b>	<b>19.8%</b>

<b>Site ID</b>	<b>BO_S153</b>
<b>Site Type</b>	Collective Settlement/Centre
<b>Site Classification</b>	Spontaneous
<b>Site Open Date</b>	12-Nov-16
<b>Admin 1</b>	BORNO
<b>Admin 2</b>	NGANZAI
<b>Admin 3</b>	JIGALTA
<b>Latitude</b>	12.371360
<b>Longitude</b>	13.200670

### MOBILITY

Place of Origin of Largest IDP Group	BORNO	MONGUNO	KUMALIA
Place of Origin of 2nd Largest IDP Group	BORNO	MONGUNO	WULO
Area of intended return for Largest IDP Group	Place of origin		
Barriers to return home for Largest IDP Group	Lack of safety		

### SITE MANAGEMENT AGENCY (SMA)

Type of SMA	NULL	Agency Name	NULL
SMA Contact Name	NULL	Phone Number	NULL

### SERVICES

#### SHELTER

% families living outside (no shelter)	None	Most needed NFIs	Blankets/Mats
% families living in emergency shelter	<50%	% HHs with mosquito nets	<75%
% families living in makeshift shelter	<75%	% HHs with access to safe cooking facilities	<50%
% families living indoors (solid walls)	None	% HHs with access to electricity	None

#### HEALTH

Location of health facilities/services	Mobile clinic	Access to health facility/services	Yes
Health facilities/services provider	NGO	Most prevalent health problems	Cough

#### WASH

Location of site's main water source	On-site (<10 mn)	Total number functioning toilets	0
Liters of water per person per day	10 - 15 ltr	Separate male/female toilets	No
Main problems with drinking water	None	Separate male/female bathing areas	No

#### FOOD

Access to food	Yes, off site	Frequency of food distribution	Irregular
Access to market	Yes	Supplementary feeding for pregnant/lactant mothers?	No
Most common source for obtaining food	Cash	Supplementary feeding for children?	No

#### PROTECTION

Security provided on-site	Yes	GBV referral mechanism in place	No
Main security provider	Self organized	Number of women friendly spaces	0
Most common type of security incident	None	Number of child friendly spaces	0
Most common type of GBV incident	None	Most reported problem in receiving support	None

#### EDUCATION

Location of nearest education facility	None	Number of families with source of income	219
% children going to school	None	Access to income generating activities	Yes

#### COMMUNICATION

Main source for obtaining information	Local leader/Community leader	Main topic of information requested	Safety and Security
---------------------------------------	-------------------------------	-------------------------------------	---------------------



# BURIMARI CAMP

Site Profile

DTM

Nigeria



**616**  
Households (HH)

**2811**  
Individuals

**Round 19**  
24 September

### DEMOGRAPHICS

Age/Sex	<1 year	1-5 years	6-17 years	18-59 years	>60 years	Total
Male	125	215	390	512	83	1,325
Female	103	235	455	612	81	1,486
<b>Total</b>	<b>228</b>	<b>450</b>	<b>845</b>	<b>1,124</b>	<b>164</b>	<b>2,811</b>

<b>Site ID</b>	<b>BO_S154</b>
<b>Site Type</b>	Collective Settlement/Centre
<b>Site Classification</b>	Spontaneous
<b>Site Open Date</b>	11-Nov-16
<b>Admin 1</b>	BORNO
<b>Admin 2</b>	NGANZAI
<b>Admin 3</b>	JIGALTA
<b>Latitude</b>	12.341870
<b>Longitude</b>	13.181790

### VULNERABLE GROUPS

Pregnant Women	171	6.1%
Breastfeeding Mothers	255	9.1%
Persons with Physical Disabilities	5	0.2%
Persons with Mental Disabilities	9	0.3%
Single Female Headed Households	23	0.8%
Single Male Headed Households	9	0.3%
Older Persons	164	5.8%
<b>Total</b>	<b>636</b>	<b>22.6%</b>

### MOBILITY

Place of Origin of Largest IDP Group	BORNO	MONGUNO	WULO
Place of Origin of 2nd Largest IDP Group	BORNO	NGANZAI	JIGALTA
Area of intended return for Largest IDP Group	Place of origin		
Barriers to return home for Largest IDP Group	Lack of safety		

### SITE MANAGEMENT AGENCY (SMA)

Type of SMA	NULL	Agency Name	NULL
SMA Contact Name	NULL	Phone Number	NULL

### SERVICES

#### SHELTER

% families living outside (no shelter)	None	Most needed NFIs	Kitchen sets
% families living in emergency shelter	<50%	% HHs with mosquito nets	<75%
% families living in makeshift shelter	<50%	% HHs with access to safe cooking facilities	<50%
% families living indoors (solid walls)	<25%	% HHs with access to electricity	None

#### HEALTH

Location of health facilities/services	None	Access to health facility/services	No
Health facilities/services provider	None	Most prevalent health problems	Diarrhea

#### WASH

Location of site's main water source	On-site (<10 mn)	Total number functioning toilets	0
Liters of water per person per day	10 - 15 ltr	Separate male/female toilets	No
Main problems with drinking water	None	Separate male/female bathing areas	No

#### FOOD

Access to food	No	Frequency of food distribution	Never
Access to market	Yes	Supplementary feeding for pregnant/lactant mothers?	No
Most common source for obtaining food	Cultivated	Supplementary feeding for children?	No

#### PROTECTION

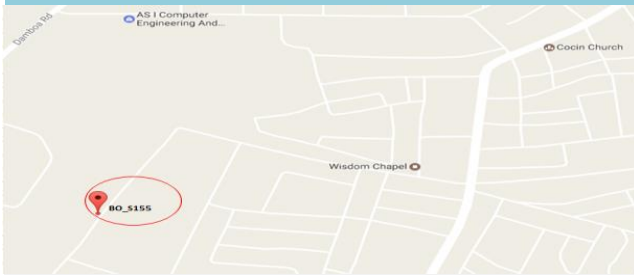
Security provided on-site	Yes	GBV referral mechanism in place	No
Main security provider	Self organized	Number of women friendly spaces	0
Most common type of security incident	None	Number of child friendly spaces	0
Most common type of GBV incident	None	Most reported problem in receiving support	Not enough assistance for all entitled

#### EDUCATION

Location of nearest education facility	None	Number of families with source of income	175
% children going to school	None	Access to income generating activities	Yes

#### COMMUNICATION

Main source for obtaining information	Local leader/Community leader	Main topic of information requested	Safety and Security
---------------------------------------	-------------------------------	-------------------------------------	---------------------



**51**  
Households (HH)

**219**  
Individuals

**Round 19**  
24 September

<b>Site ID</b>	<b>BO_S155</b>
<b>Site Type</b>	Camp
<b>Site Classification</b>	Spontaneous
<b>Site Open Date</b>	NULL
<b>Admin 1</b>	BORNO
<b>Admin 2</b>	MAIDUGURI M. C.
<b>Admin 3</b>	MAISANDARI
<b>Latitude</b>	11.792700
<b>Longitude</b>	13.132460

### DEMOGRAPHICS

Age/Sex	<1 year	1-5 years	6-17 years	18-59 years	>60 years	Total
Male	2	29	16	45	3	95
Female	3	30	19	66	6	124
<b>Total</b>	<b>5</b>	<b>59</b>	<b>35</b>	<b>111</b>	<b>9</b>	<b>219</b>

### VULNERABLE GROUPS

Pregnant Women	3	1.4%
Breastfeeding Mothers	24	11.0%
Persons with Physical Disabilities	0	0.0%
Persons with Mental Disabilities	0	0.0%
Single Female Headed Households	5	2.3%
Single Male Headed Households	0	0.0%
Older Persons	9	4.1%
<b>Total</b>	<b>41</b>	<b>18.7%</b>

### MOBILITY

Place of Origin of Largest IDP Group	BORNO	KONDUGA	MASBA / DALWA WEST
Place of Origin of 2nd Largest IDP Group	NULL	NULL	NULL
Area of intended return for Largest IDP Group	Place of origin		
Barriers to return home for Largest IDP Group	Lack of safety		

### SITE MANAGEMENT AGENCY (SMA)

Type of SMA	NULL	Agency Name	NULL
SMA Contact Name	NULL	Phone Number	NULL

### SERVICES

#### SHELTER

% families living outside (no shelter)	None	Most needed NFIs	Blankets/Mats
% families living in emergency shelter	>75%	% HHs with mosquito nets	<75%
% families living in makeshift shelter	<25%	% HHs with access to safe cooking facilities	<75%
% families living indoors (solid walls)	None	% HHs with access to electricity	None

#### HEALTH

Location of health facilities/services	On-site (<3 km)	Access to health facility/services	Yes
Health facilities/services provider	INGO	Most prevalent health problems	Cough

#### WASH

Location of site's main water source	Off-site (<10 mn)	Total number functioning toilets	8
Liters of water per person per day	>15 ltr	Separate male/female toilets	No
Main problems with drinking water	None	Separate male/female bathing areas	Yes

#### FOOD

Access to food	Yes, on site	Frequency of food distribution	Irregular
Access to market	Yes	Supplementary feeding for pregnant/lactant mothers?	No
Most common source for obtaining food	Distribution	Supplementary feeding for children?	Yes

#### PROTECTION

Security provided on-site	Yes	GBV referral mechanism in place	Yes
Main security provider	Self organized	Number of women friendly spaces	0
Most common type of security incident	None	Number of child friendly spaces	0
Most common type of GBV incident	None	Most reported problem in receiving support	Not enough assistance for all entitled

#### EDUCATION

Location of nearest education facility	Off-site	Number of families with source of income	0
% children going to school	>75%	Access to income generating activities	Yes

#### COMMUNICATION

Main source for obtaining information	Local leader/Community leader	Main topic of information requested	Distribution
---------------------------------------	-------------------------------	-------------------------------------	--------------



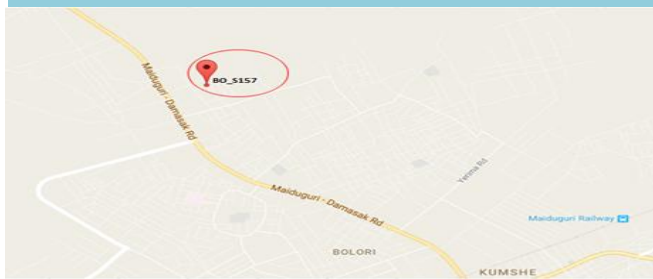


# DALA STANDARD

Site Profile

DTM

Nigeria



**11**  
Households (HH)

**87**  
Individuals

**Round 19**  
24 September

### DEMOGRAPHICS

Age/Sex	<1 year	1-5 years	6-17 years	18-59 years	>60 years	Total
Male	5	5	14	11	4	39
Female	3	7	21	12	5	48
<b>Total</b>	<b>8</b>	<b>12</b>	<b>35</b>	<b>23</b>	<b>9</b>	<b>87</b>

### VULNERABLE GROUPS

Pregnant Women	2	2.3%
Breastfeeding Mothers	9	10.3%
Persons with Physical Disabilities	1	1.1%
Persons with Mental Disabilities	1	1.1%
Single Female Headed Households	2	2.3%
Single Male Headed Households	0	0.0%
Older Persons	9	10.3%
<b>Total</b>	<b>24</b>	<b>27.6%</b>

<b>Site ID</b>	<b>BO_S157</b>
<b>Site Type</b>	Collective Settlement/Centre
<b>Site Classification</b>	Spontaneous
<b>Site Open Date</b>	01-Jan-14
<b>Admin 1</b>	BORNO
<b>Admin 2</b>	MAIDUGURI M. C.
<b>Admin 3</b>	BOLORI II
<b>Latitude</b>	11.880720
<b>Longitude</b>	13.119060

### MOBILITY

Place of Origin of Largest IDP Group	BORNO	GUZAMALA	GUDUMBALI EAST
Place of Origin of 2nd Largest IDP Group	BORNO	BAMA	SHEHURI / HAUSARI / MAIRI
Area of intended return for Largest IDP Group	Place of origin		
Barriers to return home for Largest IDP Group	Lack of safety		

### SITE MANAGEMENT AGENCY (SMA)

Type of SMA	NULL	Agency Name	NULL
SMA Contact Name	NULL	Phone Number	NULL

### SERVICES

#### SHELTER

% families living outside (no shelter)	None	Most needed NFIs	Blankets/Mats
% families living in emergency shelter	None	% HHs with mosquito nets	>75%
% families living in makeshift shelter	<25%	% HHs with access to safe cooking facilities	None
% families living indoors (solid walls)	>75%	% HHs with access to electricity	None

#### HEALTH

Location of health facilities/services	Off-site (>3 km)	Access to health facility/services	Yes
Health facilities/services provider	Government	Most prevalent health problems	Malaria

#### WASH

Location of site's main water source	On-site (<10 mn)	Total number functioning toilets	2
Liters of water per person per day	10 - 15 ltr	Separate male/female toilets	No
Main problems with drinking water	None	Separate male/female bathing areas	No

#### FOOD

Access to food	Yes, on site	Frequency of food distribution	Irregular
Access to market	No	Supplementary feeding for pregnant/lactant mothers?	No
Most common source for obtaining food	Cash	Supplementary feeding for children?	Yes

#### PROTECTION

Security provided on-site	Yes	GBV referral mechanism in place	Yes
Main security provider	Self organized	Number of women friendly spaces	0
Most common type of security incident	None	Number of child friendly spaces	0
Most common type of GBV incident	Domestic violence	Most reported problem in receiving support	None

#### EDUCATION

Location of nearest education facility	Off-site	Number of families with source of income	11
% children going to school	<25%	Access to income generating activities	Yes

#### COMMUNICATION

Main source for obtaining information	Friends, neighbors and family	Main topic of information requested	Distribution
---------------------------------------	-------------------------------	-------------------------------------	--------------



# MUSARI CAMP

Site Profile

DTM

Nigeria



**216**  
Households (HH)

**1057**  
Individuals

**Round 19**  
24 September

### DEMOGRAPHICS

Age/Sex	<1 year	1-5 years	6-17 years	18-59 years	>60 years	Total
Male	19	77	127	221	31	475
Female	26	94	156	269	37	582
<b>Total</b>	<b>45</b>	<b>171</b>	<b>283</b>	<b>490</b>	<b>68</b>	<b>1,057</b>

### VULNERABLE GROUPS

Pregnant Women	29	2.7%
Breastfeeding Mothers	65	6.1%
Persons with Physical Disabilities	2	0.2%
Persons with Mental Disabilities	5	0.5%
Single Female Headed Households	20	1.9%
Single Male Headed Households	5	0.5%
Older Persons	68	6.4%
<b>Total</b>	<b>194</b>	<b>18.4%</b>

<b>Site ID</b>	<b>BO_S159</b>
<b>Site Type</b>	Collective Settlement/Centre
<b>Site Classification</b>	Spontaneous
<b>Site Open Date</b>	16-Jul-14
<b>Admin 1</b>	BORNO
<b>Admin 2</b>	JERE
<b>Admin 3</b>	DUSUMAN
<b>Latitude</b>	11.879570
<b>Longitude</b>	13.260280

### MOBILITY

Place of Origin of Largest IDP Group	BORNO	MAFA	MAFA
Place of Origin of 2nd Largest IDP Group	BORNO	DIKWA	DIKWA
Area of intended return for Largest IDP Group	Place of origin		
Barriers to return home for Largest IDP Group	Lack of food		

### SITE MANAGEMENT AGENCY (SMA)

Type of SMA	NULL	Agency Name	NULL
SMA Contact Name	NULL	Phone Number	NULL

### SERVICES

#### SHELTER

% families living outside (no shelter)	None	Most needed NFIs	Mosquito nets
% families living in emergency shelter	<25%	% HHs with mosquito nets	<25%
% families living in makeshift shelter	>75%	% HHs with access to safe cooking facilities	<25%
% families living indoors (solid walls)	None	% HHs with access to electricity	None

#### HEALTH

Location of health facilities/services	Off-site (<3 km)	Access to health facility/services	Yes
Health facilities/services provider	NGO	Most prevalent health problems	Malaria

#### WASH

Location of site's main water source	On-site (<10 mn)	Total number functioning toilets	0
Liters of water per person per day	5 - 10 ltr	Separate male/female toilets	Yes
Main problems with drinking water	None	Separate male/female bathing areas	Yes

#### FOOD

Access to food	Yes, on site	Frequency of food distribution	Once a month
Access to market	Yes	Supplementary feeding for pregnant/lactant mothers?	Yes
Most common source for obtaining food	Distribution	Supplementary feeding for children?	Yes

#### PROTECTION

Security provided on-site	Yes	GBV referral mechanism in place	No
Main security provider	Self organized	Number of women friendly spaces	0
Most common type of security incident	None	Number of child friendly spaces	0
Most common type of GBV incident	None	Most reported problem in receiving support	None

#### EDUCATION

Location of nearest education facility	On-site	Number of families with source of income	70
% children going to school	<50%	Access to income generating activities	Yes

#### COMMUNICATION

Main source for obtaining information	Local leader/Community leader	Main topic of information requested	Distribution
---------------------------------------	-------------------------------	-------------------------------------	--------------



# NRC CAMP

Site Profile


DTM

Nigeria

**568**  
Households (HH)

**2838**  
Individuals

**Round 19**  
24 September



### DEMOGRAPHICS

Age/Sex	<1 year	1-5 years	6-17 years	18-59 years	>60 years	Total
Male	107	190	644	312	50	1,303
Female	110	199	664	510	52	1,535
<b>Total</b>	<b>217</b>	<b>389</b>	<b>1,308</b>	<b>822</b>	<b>102</b>	<b>2,838</b>

### VULNERABLE GROUPS

Pregnant Women	59	2.1%
Breastfeeding Mothers	244	8.6%
Persons with Physical Disabilities	2	0.1%
Persons with Mental Disabilities	5	0.2%
Single Female Headed Households	15	0.5%
Single Male Headed Households	5	0.2%
Older Persons	102	3.6%
<b>Total</b>	<b>432</b>	<b>15.2%</b>

<b>Site ID</b>	<b>BO_S160</b>
<b>Site Type</b>	Camp
<b>Site Classification</b>	Spontaneous
<b>Site Open Date</b>	02-Dec-16
<b>Admin 1</b>	BORNO
<b>Admin 2</b>	KAGA
<b>Admin 3</b>	BENISHEIKH
<b>Latitude</b>	11.816430
<b>Longitude</b>	12.494070

### MOBILITY

Place of Origin of Largest IDP Group	BORNO	KAGA	BORGOZO
Place of Origin of 2nd Largest IDP Group	BORNO	KAGA	SHETTIMARI
Area of intended return for Largest IDP Group	Place of origin		
Barriers to return home for Largest IDP Group	Lack of safety		

### SITE MANAGEMENT AGENCY (SMA)

Type of SMA	NULL	Agency Name	NULL
SMA Contact Name	NULL	Phone Number	NULL

### SERVICES

#### SHELTER

% families living outside (no shelter)	None	Most needed NFIs	Blankets/Mats
% families living in emergency shelter	>75%	% HHs with mosquito nets	<25%
% families living in makeshift shelter	<25%	% HHs with access to safe cooking facilities	>75%
% families living indoors (solid walls)	<25%	% HHs with access to electricity	None

#### HEALTH

Location of health facilities/services	Off-site (<3 km)	Access to health facility/services	Yes
Health facilities/services provider	NGO	Most prevalent health problems	Malaria

#### WASH

Location of site's main water source	On-site (<10 mn)	Total number functioning toilets	32
Liters of water per person per day	10 - 15 ltr	Separate male/female toilets	No
Main problems with drinking water	None	Separate male/female bathing areas	No

#### FOOD

Access to food	Yes, on site	Frequency of food distribution	Irregular
Access to market	Yes	Supplementary feeding for pregnant/lactant mothers?	No
Most common source for obtaining food	Cash	Supplementary feeding for children?	No

#### PROTECTION

Security provided on-site	Yes	GBV referral mechanism in place	Yes
Main security provider	Self organized	Number of women friendly spaces	0
Most common type of security incident	None	Number of child friendly spaces	0
Most common type of GBV incident	None	Most reported problem in receiving support	Not enough assistance for all entitled

#### EDUCATION

Location of nearest education facility	Off-site	Number of families with source of income	0
% children going to school	<75%	Access to income generating activities	Yes

#### COMMUNICATION

Main source for obtaining information	Local leader/Community leader	Main topic of information requested	Situation in areas of origin
---------------------------------------	-------------------------------	-------------------------------------	------------------------------



# LOW COST 2

Site Profile

DTM

Nigeria



**208**  
Households (HH)

**1040**  
Individuals

**Round 19**  
24 September

### DEMOGRAPHICS

Age/Sex	<1 year	1-5 years	6-17 years	18-59 years	>60 years	Total
Male	42	94	152	210	11	509
Female	46	99	158	214	14	531
<b>Total</b>	<b>88</b>	<b>193</b>	<b>310</b>	<b>424</b>	<b>25</b>	<b>1,040</b>

### VULNERABLE GROUPS

Pregnant Women	46	4.4%
Breastfeeding Mothers	94	9.0%
Persons with Physical Disabilities	0	0.0%
Persons with Mental Disabilities	0	0.0%
Single Female Headed Households	5	0.5%
Single Male Headed Households	2	0.2%
Older Persons	25	2.4%
<b>Total</b>	<b>172</b>	<b>16.5%</b>

<b>Site ID</b>	<b>BO_S161</b>
<b>Site Type</b>	Camp
<b>Site Classification</b>	Spontaneous
<b>Site Open Date</b>	NULL
<b>Admin 1</b>	BORNO
<b>Admin 2</b>	KAGA
<b>Admin 3</b>	BENISHEIKH
<b>Latitude</b>	11.800960
<b>Longitude</b>	12.494480

### MOBILITY

Place of Origin of Largest IDP Group	BORNO	KAGA	NULL
Place of Origin of 2nd Largest IDP Group	BORNO	KAGA	NULL
Area of intended return for Largest IDP Group	Place of origin		
Barriers to return home for Largest IDP Group	Lack of safety		

### SITE MANAGEMENT AGENCY (SMA)

Type of SMA	NULL	Agency Name	NULL
SMA Contact Name	NULL	Phone Number	NULL

### SERVICES

#### SHELTER

% families living outside (no shelter)	None	Most needed NFIs	Blankets/Mats
% families living in emergency shelter	>75%	% HHs with mosquito nets	<50%
% families living in makeshift shelter	<25%	% HHs with access to safe cooking facilities	<75%
% families living indoors (solid walls)	None	% HHs with access to electricity	None

#### HEALTH

Location of health facilities/services	Off-site (<3 km)	Access to health facility/services	Yes
Health facilities/services provider	INGO	Most prevalent health problems	Malaria

#### WASH

Location of site's main water source	On-site (<10 mn)	Total number functioning toilets	15
Liters of water per person per day	10 - 15 ltr	Separate male/female toilets	No
Main problems with drinking water	None	Separate male/female bathing areas	No

#### FOOD

Access to food	Yes, on site	Frequency of food distribution	Irregular
Access to market	Yes	Supplementary feeding for pregnant/lactant mothers?	No
Most common source for obtaining food	Cash	Supplementary feeding for children?	No

#### PROTECTION

Security provided on-site	Yes	GBV referral mechanism in place	Yes
Main security provider	Self organized	Number of women friendly spaces	0
Most common type of security incident	None	Number of child friendly spaces	0
Most common type of GBV incident	None	Most reported problem in receiving support	Not enough assistance for all entitled

#### EDUCATION

Location of nearest education facility	Off-site	Number of families with source of income	1
% children going to school	<50%	Access to income generating activities	Yes

#### COMMUNICATION

Main source for obtaining information	Friends, neighbors and family	Main topic of information requested	Situation in areas of origin
---------------------------------------	-------------------------------	-------------------------------------	------------------------------



# AISHA BUHARI CAMP

Site Profile

DTM

Nigeria

**588**  
Households (HH)

**2942**  
Individuals

**Round 19**  
24 September



<b>Site ID</b>	<b>BO_S162</b>
<b>Site Type</b>	Camp
<b>Site Classification</b>	Spontaneous
<b>Site Open Date</b>	10-Dec-16
<b>Admin 1</b>	BORNO
<b>Admin 2</b>	KAGA
<b>Admin 3</b>	BENISHEIKH
<b>Latitude</b>	11.812040
<b>Longitude</b>	12.499020

### DEMOGRAPHICS

Age/Sex	<1 year	1-5 years	6-17 years	18-59 years	>60 years	Total
Male	59	213	600	544	22	1,438
Female	68	231	610	568	27	1,504
<b>Total</b>	<b>127</b>	<b>444</b>	<b>1,210</b>	<b>1,112</b>	<b>49</b>	<b>2,942</b>

### VULNERABLE GROUPS

Pregnant Women	41	1.4%
Breastfeeding Mothers	214	7.3%
Persons with Physical Disabilities	2	0.1%
Persons with Mental Disabilities	5	0.2%
Single Female Headed Households	15	0.5%
Single Male Headed Households	5	0.2%
Older Persons	49	1.7%
<b>Total</b>	<b>331</b>	<b>11.3%</b>

### MOBILITY

Place of Origin of Largest IDP Group	BORNO	KAGA	NULL
Place of Origin of 2nd Largest IDP Group	BORNO	KAGA	BORGOZO
Area of intended return for Largest IDP Group	Place of origin		
Barriers to return home for Largest IDP Group	Lack of safety		

### SITE MANAGEMENT AGENCY (SMA)

Type of SMA	NULL	Agency Name	NULL
SMA Contact Name	NULL	Phone Number	NULL

### SERVICES

#### SHELTER

% families living outside (no shelter)	None	Most needed NFIs	Blankets/Mats
% families living in emergency shelter	>75%	% HHs with mosquito nets	<50%
% families living in makeshift shelter	<25%	% HHs with access to safe cooking facilities	<75%
% families living indoors (solid walls)	None	% HHs with access to electricity	None

#### HEALTH

Location of health facilities/services	On-site (<3 km)	Access to health facility/services	Yes
Health facilities/services provider	INGO	Most prevalent health problems	Malaria

#### WASH

Location of site's main water source	Off-site (<10 mn)	Total number functioning toilets	15
Liters of water per person per day	10 - 15 ltr	Separate male/female toilets	No
Main problems with drinking water	None	Separate male/female bathing areas	No

#### FOOD

Access to food	Yes, on site	Frequency of food distribution	Irregular
Access to market	Yes	Supplementary feeding for pregnant/lactant mothers?	No
Most common source for obtaining food	Cash	Supplementary feeding for children?	No

#### PROTECTION

Security provided on-site	Yes	GBV referral mechanism in place	Yes
Main security provider	Self organized	Number of women friendly spaces	0
Most common type of security incident	None	Number of child friendly spaces	0
Most common type of GBV incident	None	Most reported problem in receiving support	Not enough assistance for all entitled

#### EDUCATION

Location of nearest education facility	On-site	Number of families with source of income	0
% children going to school	<50%	Access to income generating activities	Yes

#### COMMUNICATION

Main source for obtaining information	Local leader/Community leader	Main topic of information requested	Situation in areas of origin
---------------------------------------	-------------------------------	-------------------------------------	------------------------------

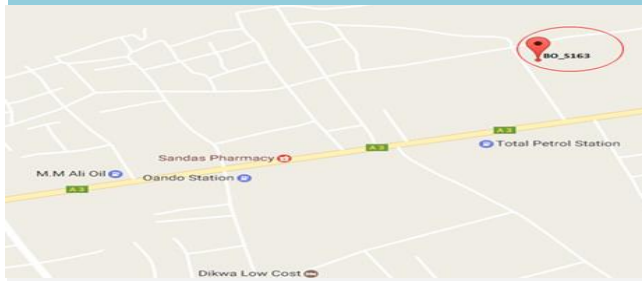


# ALHAJI MUSTAPHA BABAGANA HOUSE

Site Profile

DTM

Nigeria



<b>Site ID</b>	<b>BO_S163</b>
<b>Site Type</b>	Collective Settlement/Centre
<b>Site Classification</b>	Spontaneous
<b>Site Open Date</b>	02-May-14
<b>Admin 1</b>	BORNO
<b>Admin 2</b>	JERE
<b>Admin 3</b>	MASHAMARI
<b>Latitude</b>	11.856640
<b>Longitude</b>	13.194270

**43**

Households (HH)

**298**

Individuals

**Round 19**

24 September

### DEMOGRAPHICS

Age/Sex	<1 year	1-5 years	6-17 years	18-59 years	>60 years	Total
Male	10	32	49	25	14	130
Female	12	37	53	51	15	168
<b>Total</b>	<b>22</b>	<b>69</b>	<b>102</b>	<b>76</b>	<b>29</b>	<b>298</b>

### VULNERABLE GROUPS

Pregnant Women	9	3.0%
Breastfeeding Mothers	23	7.7%
Persons with Physical Disabilities	2	0.7%
Persons with Mental Disabilities	1	0.3%
Single Female Headed Households	7	2.3%
Single Male Headed Households	1	0.3%
Older Persons	29	9.7%
<b>Total</b>	<b>72</b>	<b>24.2%</b>

### MOBILITY

Place of Origin of Largest IDP Group	BORNO	KONDUGA	KELUMIRI / NGALBI AMARI / YALE
Place of Origin of 2nd Largest IDP Group	BORNO	DIKWA	DIKWA
Area of intended return for Largest IDP Group	Place of origin		
Barriers to return home for Largest IDP Group	Lack of safety		

### SITE MANAGEMENT AGENCY (SMA)

Type of SMA	NULL	Agency Name	NULL
SMA Contact Name	NULL	Phone Number	NULL

### SERVICES

#### SHELTER

% families living outside (no shelter)	None	Most needed NFIs	Blankets/Mats
% families living in emergency shelter	None	% HHs with mosquito nets	<25%
% families living in makeshift shelter	<25%	% HHs with access to safe cooking facilities	<25%
% families living indoors (solid walls)	>75%	% HHs with access to electricity	None

#### HEALTH

Location of health facilities/services	Off-site (<3 km)	Access to health facility/services	Yes
Health facilities/services provider	Government	Most prevalent health problems	Malaria

#### WASH

Location of site's main water source	Off-site (<10 mn)	Total number functioning toilets	11
Liters of water per person per day	>15 ltr	Separate male/female toilets	Yes
Main problems with drinking water	None	Separate male/female bathing areas	Yes

#### FOOD

Access to food	Yes, off site	Frequency of food distribution	Irregular
Access to market	Yes	Supplementary feeding for pregnant/lactant mothers?	No
Most common source for obtaining food	Cash	Supplementary feeding for children?	No

#### PROTECTION

Security provided on-site	Yes	GBV referral mechanism in place	No
Main security provider	Self organized	Number of women friendly spaces	0
Most common type of security incident	None	Number of child friendly spaces	0
Most common type of GBV incident	None	Most reported problem in receiving support	None

#### EDUCATION

Location of nearest education facility	Off-site	Number of families with source of income	10
% children going to school	<50%	Access to income generating activities	Yes

#### COMMUNICATION

Main source for obtaining information	Local leader/Community leader	Main topic of information requested	Distribution
---------------------------------------	-------------------------------	-------------------------------------	--------------



# BAKURA AHMED HOUSE

Site Profile

DTM

Nigeria

**6**  
Households (HH)

**40**  
Individuals

**Round 19**  
24 September



<b>Site ID</b>	<b>BO_S164</b>
<b>Site Type</b>	Collective Settlement/Centre
<b>Site Classification</b>	Spontaneous
<b>Site Open Date</b>	10-Feb-16
<b>Admin 1</b>	BORNO
<b>Admin 2</b>	JERE
<b>Admin 3</b>	MASHAMARI
<b>Latitude</b>	11.857760
<b>Longitude</b>	13.195390

### DEMOGRAPHICS

Age/Sex	<1 year	1-5 years	6-17 years	18-59 years	>60 years	Total
Male	0	5	6	4	0	15
Female	1	6	9	6	3	25
<b>Total</b>	<b>1</b>	<b>11</b>	<b>15</b>	<b>10</b>	<b>3</b>	<b>40</b>

### VULNERABLE GROUPS

Pregnant Women	1	2.5%
Breastfeeding Mothers	2	5.0%
Persons with Physical Disabilities	2	5.0%
Persons with Mental Disabilities	0	0.0%
Single Female Headed Households	2	5.0%
Single Male Headed Households	0	0.0%
Older Persons	3	7.5%
<b>Total</b>	<b>10</b>	<b>25.0%</b>

### MOBILITY

Place of Origin of Largest IDP Group	BORNO	DIKWA	DIKWA
Place of Origin of 2nd Largest IDP Group	BORNO	MARTE	ALA
Area of intended return for Largest IDP Group	Place of origin		
Barriers to return home for Largest IDP Group	House damaged/destroyed		

### SITE MANAGEMENT AGENCY (SMA)

Type of SMA	Individual/Private	Agency Name	N/A
SMA Contact Name	N/A	Phone Number	NULL

### SERVICES

#### SHELTER

% families living outside (no shelter)	None	Most needed NFIs	Blankets/Mats
% families living in emergency shelter	None	% HHs with mosquito nets	<25%
% families living in makeshift shelter	None	% HHs with access to safe cooking facilities	<25%
% families living indoors (solid walls)	>75%	% HHs with access to electricity	None

#### HEALTH

Location of health facilities/services	On-site (>3 km)	Access to health facility/services	Yes
Health facilities/services provider	INGO	Most prevalent health problems	Malaria

#### WASH

Location of site's main water source	Off-site (<10 mn)	Total number functioning toilets	2
Liters of water per person per day	5 - 10 ltr	Separate male/female toilets	No
Main problems with drinking water	None	Separate male/female bathing areas	No

#### FOOD

Access to food	Yes, off site	Frequency of food distribution	Irregular
Access to market	Yes	Supplementary feeding for pregnant/lactant mothers?	No
Most common source for obtaining food	Cash	Supplementary feeding for children?	No

#### PROTECTION

Security provided on-site	Yes	GBV referral mechanism in place	No
Main security provider	Self organized	Number of women friendly spaces	0
Most common type of security incident	None	Number of child friendly spaces	0
Most common type of GBV incident	None	Most reported problem in receiving support	None

#### EDUCATION

Location of nearest education facility	Off-site	Number of families with source of income	2
% children going to school	<50%	Access to income generating activities	Yes

#### COMMUNICATION

Main source for obtaining information	Friends, neighbors and family	Main topic of information requested	Distribution
---------------------------------------	-------------------------------	-------------------------------------	--------------



# ALHAJI ADAMS HOUSE

Site Profile

DTM

Nigeria



**11**  
Households (HH)

**72**  
Individuals

**Round 19**  
24 September

<b>Site ID</b>	<b>BO_S165</b>
<b>Site Type</b>	Collective Settlement/Centre
<b>Site Classification</b>	Spontaneous
<b>Site Open Date</b>	12-Dec-15
<b>Admin 1</b>	BORNO
<b>Admin 2</b>	JERE
<b>Admin 3</b>	MASHAMARI
<b>Latitude</b>	11.844940
<b>Longitude</b>	13.186260

### DEMOGRAPHICS

Age/Sex	<1 year	1-5 years	6-17 years	18-59 years	>60 years	Total
Male	3	5	12	10	2	32
Female	3	7	15	13	2	40
<b>Total</b>	<b>6</b>	<b>12</b>	<b>27</b>	<b>23</b>	<b>4</b>	<b>72</b>

### VULNERABLE GROUPS

Pregnant Women	0	0.0%
Breastfeeding Mothers	9	12.5%
Persons with Physical Disabilities	2	2.8%
Persons with Mental Disabilities	1	1.4%
Single Female Headed Households	2	2.8%
Single Male Headed Households	0	0.0%
Older Persons	4	5.6%
<b>Total</b>	<b>18</b>	<b>25.0%</b>

### MOBILITY

Place of Origin of Largest IDP Group	BORNO	MAFA	LOSKURI
Place of Origin of 2nd Largest IDP Group	BORNO	MAFA	TAMSU NGAMDUA
Area of intended return for Largest IDP Group	Place of origin		
Barriers to return home for Largest IDP Group	Lack of safety		

### SITE MANAGEMENT AGENCY (SMA)

Type of SMA	NULL	Agency Name	NULL
SMA Contact Name	NULL	Phone Number	NULL

### SERVICES

#### SHELTER

% families living outside (no shelter)	None	Most needed NFIs	Blankets/Mats
% families living in emergency shelter	None	% HHs with mosquito nets	None
% families living in makeshift shelter	>75%	% HHs with access to safe cooking facilities	<25%
% families living indoors (solid walls)	None	% HHs with access to electricity	<25%

#### HEALTH

Location of health facilities/services	Off-site (>3 km)	Access to health facility/services	Yes
Health facilities/services provider	Government	Most prevalent health problems	Malaria

#### WASH

Location of site's main water source	On-site (<10 mn)	Total number functioning toilets	0
Liters of water per person per day	10 - 15 ltr	Separate male/female toilets	No
Main problems with drinking water	None	Separate male/female bathing areas	No

#### FOOD

Access to food	Yes, on site	Frequency of food distribution	Irregular
Access to market	Yes	Supplementary feeding for pregnant/lactant mothers?	No
Most common source for obtaining food	Cash	Supplementary feeding for children?	No

#### PROTECTION

Security provided on-site	No	GBV referral mechanism in place	No
Main security provider	None	Number of women friendly spaces	0
Most common type of security incident	None	Number of child friendly spaces	0
Most common type of GBV incident	None	Most reported problem in receiving support	None

#### EDUCATION

Location of nearest education facility	Off-site	Number of families with source of income	10
% children going to school	<25%	Access to income generating activities	Yes

#### COMMUNICATION

Main source for obtaining information	Local leader/Community leader	Main topic of information requested	Distribution
---------------------------------------	-------------------------------	-------------------------------------	--------------





# BAMODU HOUSE

Site Profile

DTM

Nigeria



**21**  
Households (HH)

**131**  
Individuals

**Round 19**  
24 September

<b>Site ID</b>	<b>BO_S166</b>
<b>Site Type</b>	Collective Settlement/Centre
<b>Site Classification</b>	Spontaneous
<b>Site Open Date</b>	15-Dec-15
<b>Admin 1</b>	BORNO
<b>Admin 2</b>	JERE
<b>Admin 3</b>	MASHAMARI
<b>Latitude</b>	11.852580
<b>Longitude</b>	13.181140

### DEMOGRAPHICS

Age/Sex	<1 year	1-5 years	6-17 years	18-59 years	>60 years	Total
Male	4	15	12	23	3	57
Female	4	18	22	26	4	74
<b>Total</b>	<b>8</b>	<b>33</b>	<b>34</b>	<b>49</b>	<b>7</b>	<b>131</b>

### VULNERABLE GROUPS

Pregnant Women	4	3.1%
Breastfeeding Mothers	12	9.2%
Persons with Physical Disabilities	0	0.0%
Persons with Mental Disabilities	0	0.0%
Single Female Headed Households	7	5.3%
Single Male Headed Households	0	0.0%
Older Persons	7	5.3%
<b>Total</b>	<b>30</b>	<b>22.9%</b>

### MOBILITY

Place of Origin of Largest IDP Group	BORNO	MARTE	KULLI
Place of Origin of 2nd Largest IDP Group	NULL	NULL	NULL
Area of intended return for Largest IDP Group	Place of origin		
Barriers to return home for Largest IDP Group	Lack of safety		

### SITE MANAGEMENT AGENCY (SMA)

Type of SMA	Individual/Private	Agency Name	N/A
SMA Contact Name	N/A	Phone Number	NULL

### SERVICES

#### SHELTER

% families living outside (no shelter)	None	Most needed NFIs	Blankets/Mats
% families living in emergency shelter	<25%	% HHs with mosquito nets	<25%
% families living in makeshift shelter	>75%	% HHs with access to safe cooking facilities	<25%
% families living indoors (solid walls)	None	% HHs with access to electricity	None

#### HEALTH

Location of health facilities/services	Off-site (<3 km)	Access to health facility/services	Yes
Health facilities/services provider	Government	Most prevalent health problems	Malaria

#### WASH

Location of site's main water source	Off-site (<10 mn)	Total number functioning toilets	2
Liters of water per person per day	10 - 15 ltr	Separate male/female toilets	No
Main problems with drinking water	None	Separate male/female bathing areas	No

#### FOOD

Access to food	Yes, off site	Frequency of food distribution	Irregular
Access to market	Yes	Supplementary feeding for pregnant/lactant mothers?	No
Most common source for obtaining food	Cash	Supplementary feeding for children?	No

#### PROTECTION

Security provided on-site	Yes	GBV referral mechanism in place	No
Main security provider	Self organized	Number of women friendly spaces	0
Most common type of security incident	None	Number of child friendly spaces	0
Most common type of GBV incident	None	Most reported problem in receiving support	None

#### EDUCATION

Location of nearest education facility	Off-site	Number of families with source of income	10
% children going to school	<25%	Access to income generating activities	Yes

#### COMMUNICATION

Main source for obtaining information	Friends, neighbors and family	Main topic of information requested	Distribution
---------------------------------------	-------------------------------	-------------------------------------	--------------

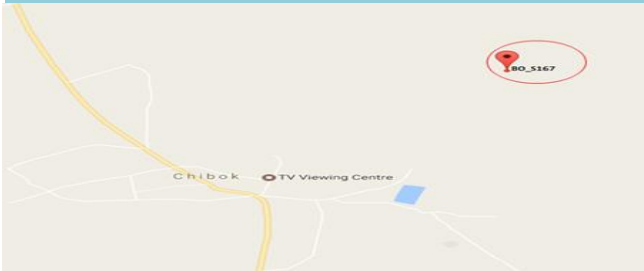


# RED-BRICKS (IDP) CAMP

Site Profile

DTM

Nigeria



**53**  
Households (HH)

**280**  
Individuals

**Round 19**  
24 September

## DEMOGRAPHICS

Age/Sex	<1 year	1-5 years	6-17 years	18-59 years	>60 years	Total
Male	4	25	49	59	2	139
Female	8	27	39	65	2	141
<b>Total</b>	<b>12</b>	<b>52</b>	<b>88</b>	<b>124</b>	<b>4</b>	<b>280</b>

## VULNERABLE GROUPS

Pregnant Women	10	3.6%
Breastfeeding Mothers	14	5.0%
Persons with Physical Disabilities	1	0.4%
Persons with Mental Disabilities	0	0.0%
Single Female Headed Households	3	1.1%
Single Male Headed Households	0	0.0%
Older Persons	4	1.4%
<b>Total</b>	<b>32</b>	<b>11.4%</b>

<b>Site ID</b>	<b>BO_S167</b>
<b>Site Type</b>	Camp
<b>Site Classification</b>	Planned
<b>Site Open Date</b>	21-Jan-16
<b>Admin 1</b>	BORNO
<b>Admin 2</b>	CHIBOK
<b>Admin 3</b>	CHIBOK GARU
<b>Latitude</b>	10.878080
<b>Longitude</b>	12.859620

## MOBILITY

Place of Origin of Largest IDP Group	BORNO	DAMBOA	GUMSURI/MISAKURBUDU
Place of Origin of 2nd Largest IDP Group	BORNO	DAMBOA	MULGWAI / KOPCHI
Area of intended return for Largest IDP Group	Place of origin		
Barriers to return home for Largest IDP Group	Accessibility		

## SITE MANAGEMENT AGENCY (SMA)

Type of SMA	INGO	Agency Name	OXFAM
SMA Contact Name	OXFAM	Phone Number	NULL

## SERVICES

### SHELTER

% families living outside (no shelter)	None	Most needed NFIs	Soap
% families living in emergency shelter	None	% HHs with mosquito nets	>75%
% families living in makeshift shelter	<25%	% HHs with access to safe cooking facilities	<25%
% families living indoors (solid walls)	>75%	% HHs with access to electricity	None

### HEALTH

Location of health facilities/services	On-site (<3 km)	Access to health facility/services	Yes
Health facilities/services provider	Government	Most prevalent health problems	Fever

### WASH

Location of site's main water source	On-site (<10 mn)	Total number functioning toilets	0
Liters of water per person per day	10 - 15 ltr	Separate male/female toilets	Yes
Main problems with drinking water	None	Separate male/female bathing areas	Yes

### FOOD

Access to food	No	Frequency of food distribution	Never
Access to market	Yes	Supplementary feeding for pregnant/lactant mothers?	No
Most common source for obtaining food	Cultivated	Supplementary feeding for children?	No

### PROTECTION

Security provided on-site	Yes	GBV referral mechanism in place	Yes
Main security provider	Military	Number of women friendly spaces	0
Most common type of security incident	None	Number of child friendly spaces	0
Most common type of GBV incident	None	Most reported problem in receiving support	None

### EDUCATION

Location of nearest education facility	On-site	Number of families with source of income	0
% children going to school	<50%	Access to income generating activities	Yes

### COMMUNICATION

Main source for obtaining information	Friends, neighbors and family	Main topic of information requested	Shelter
---------------------------------------	-------------------------------	-------------------------------------	---------

**388**  
Households (HH)

**2456**  
Individuals

**Round 19**  
24 September



<b>Site ID</b>	<b>BO_S168</b>
<b>Site Type</b>	Collective Settlement/Centre
<b>Site Classification</b>	Spontaneous
<b>Site Open Date</b>	20-Jan-16
<b>Admin 1</b>	BORNO
<b>Admin 2</b>	JERE
<b>Admin 3</b>	DUSUMAN
<b>Latitude</b>	11.866880
<b>Longitude</b>	13.245500

DEMOGRAPHICS						
Age/Sex	<1 year	1-5 years	6-17 years	18-59 years	>60 years	Total
Male	47	227	428	387	40	1,129
Female	81	256	478	464	48	1,327
<b>Total</b>	<b>128</b>	<b>483</b>	<b>906</b>	<b>851</b>	<b>88</b>	<b>2,456</b>

VULNERABLE GROUPS		
Pregnant Women	56	2.3%
Breastfeeding Mothers	166	6.8%
Persons with Physical Disabilities	12	0.5%
Persons with Mental Disabilities	3	0.1%
Single Female Headed Households	66	2.7%
Single Male Headed Households	12	0.5%
Older Persons	88	3.6%
<b>Total</b>	<b>403</b>	<b>16.4%</b>

### MOBILITY

Place of Origin of Largest IDP Group	BORNO	MARTE	ALA
Place of Origin of 2nd Largest IDP Group	BORNO	MARTE	ALA
Area of intended return for Largest IDP Group	Place of origin		
Barriers to return home for Largest IDP Group	Lack of safety		

### SITE MANAGEMENT AGENCY (SMA)

Type of SMA	NULL	Agency Name	NULL
SMA Contact Name	NULL	Phone Number	NULL

### SERVICES

#### SHELTER

% families living outside (no shelter)	None	Most needed NFIs	Blankets/Mats
% families living in emergency shelter	<75%	% HHs with mosquito nets	<75%
% families living in makeshift shelter	<50%	% HHs with access to safe cooking facilities	None
% families living indoors (solid walls)	None	% HHs with access to electricity	None

#### HEALTH

Location of health facilities/services	On-site (<3 km)	Access to health facility/services	Yes
Health facilities/services provider	INGO	Most prevalent health problems	Malaria

#### WASH

Location of site's main water source	On-site (<10 mn)	Total number functioning toilets	4
Liters of water per person per day	10 - 15 ltr	Separate male/female toilets	No
Main problems with drinking water	None	Separate male/female bathing areas	No

#### FOOD

Access to food	Yes, on site	Frequency of food distribution	Irregular
Access to market	Yes	Supplementary feeding for pregnant/lactant mothers?	Yes
Most common source for obtaining food	Cash	Supplementary feeding for children?	Yes

#### PROTECTION

Security provided on-site	Yes	GBV referral mechanism in place	No
Main security provider	Self organized	Number of women friendly spaces	0
Most common type of security incident	None	Number of child friendly spaces	0
Most common type of GBV incident	None	Most reported problem in receiving support	None

#### EDUCATION

Location of nearest education facility	Off-site	Number of families with source of income	200
% children going to school	<25%	Access to income generating activities	Yes

#### COMMUNICATION

Main source for obtaining information	Friends, neighbors and family	Main topic of information requested	Distribution
---------------------------------------	-------------------------------	-------------------------------------	--------------



# BAGA PRIMARY SCHOOL

Site Profile

DTM

Nigeria



**91**  
Households (HH)

**503**  
Individuals

**Round 19**  
24 September

### DEMOGRAPHICS

Age/Sex	<1 year	1-5 years	6-17 years	18-59 years	>60 years	Total
Male	9	55	51	98	12	225
Female	11	50	75	123	19	278
<b>Total</b>	<b>20</b>	<b>105</b>	<b>126</b>	<b>221</b>	<b>31</b>	<b>503</b>

### VULNERABLE GROUPS

Pregnant Women	10	2.0%
Breastfeeding Mothers	25	5.0%
Persons with Physical Disabilities	2	0.4%
Persons with Mental Disabilities	3	0.6%
Single Female Headed Households	20	4.0%
Single Male Headed Households	7	1.4%
Older Persons	31	6.2%
<b>Total</b>	<b>98</b>	<b>19.5%</b>

<b>Site ID</b>	<b>BO_S169</b>
<b>Site Type</b>	Camp
<b>Site Classification</b>	Spontaneous
<b>Site Open Date</b>	25-Dec-15
<b>Admin 1</b>	BORNO
<b>Admin 2</b>	KUKAWA
<b>Admin 3</b>	BAGA
<b>Latitude</b>	13.094630
<b>Longitude</b>	13.820430

### MOBILITY

Place of Origin of Largest IDP Group	BORNO	KUKAWA	KAUWA
Place of Origin of 2nd Largest IDP Group	BORNO	KUKAWA	BAGA
Area of intended return for Largest IDP Group	Place of origin		
Barriers to return home for Largest IDP Group	Accessibility		

### SITE MANAGEMENT AGENCY (SMA)

Type of SMA	NULL	Agency Name	NULL
SMA Contact Name	NULL	Phone Number	NULL

### SERVICES

#### SHELTER

% families living outside (no shelter)	None	Most needed NFIs	Mosquito nets
% families living in emergency shelter	<25%	% HHs with mosquito nets	None
% families living in makeshift shelter	<25%	% HHs with access to safe cooking facilities	<25%
% families living indoors (solid walls)	<75%	% HHs with access to electricity	None

#### HEALTH

Location of health facilities/services	Off-site (<3 km)	Access to health facility/services	Yes
Health facilities/services provider	INGO	Most prevalent health problems	Diarrhea

#### WASH

Location of site's main water source	On-site (<10 mn)	Total number functioning toilets	0
Liters of water per person per day	10 - 15 ltr	Separate male/female toilets	No
Main problems with drinking water	None	Separate male/female bathing areas	No

#### FOOD

Access to food	Yes, on site	Frequency of food distribution	Irregular
Access to market	Yes	Supplementary feeding for pregnant/lactant mothers?	No
Most common source for obtaining food	Cash	Supplementary feeding for children?	No

#### PROTECTION

Security provided on-site	Yes	GBV referral mechanism in place	No
Main security provider	Military	Number of women friendly spaces	0
Most common type of security incident	None	Number of child friendly spaces	0
Most common type of GBV incident	None	Most reported problem in receiving support	None

#### EDUCATION

Location of nearest education facility	On-site	Number of families with source of income	0
% children going to school	<25%	Access to income generating activities	Yes

#### COMMUNICATION

Main source for obtaining information	Military official	Main topic of information requested	Distribution
---------------------------------------	-------------------	-------------------------------------	--------------

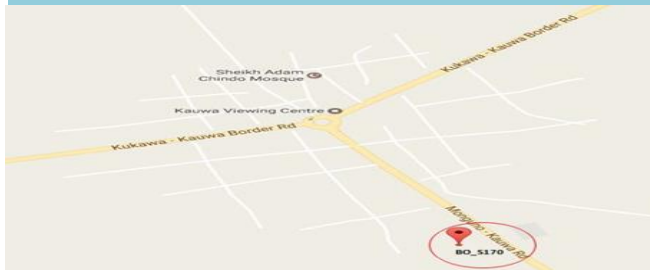


# QUARTERS CAMP

Site Profile

DTM

Nigeria



**14**  
Households (HH)

**71**  
Individuals

**Round 19**  
24 September

### DEMOGRAPHICS

Age/Sex	<1 year	1-5 years	6-17 years	18-59 years	>60 years	Total
Male	1	6	7	10	2	26
Female	2	9	11	21	2	45
<b>Total</b>	<b>3</b>	<b>15</b>	<b>18</b>	<b>31</b>	<b>4</b>	<b>71</b>

### VULNERABLE GROUPS

Pregnant Women	5	7.0%
Breastfeeding Mothers	7	9.9%
Persons with Physical Disabilities	0	0.0%
Persons with Mental Disabilities	1	1.4%
Single Female Headed Households	0	0.0%
Single Male Headed Households	0	0.0%
Older Persons	4	5.6%
<b>Total</b>	<b>17</b>	<b>23.9%</b>

<b>Site ID</b>	<b>BO_S170</b>
<b>Site Type</b>	Collective Settlement/Centre
<b>Site Classification</b>	Spontaneous
<b>Site Open Date</b>	25-Dec-16
<b>Admin 1</b>	BORNO
<b>Admin 2</b>	KUKAWA
<b>Admin 3</b>	KAUWA
<b>Latitude</b>	12.940123
<b>Longitude</b>	13.674508

### MOBILITY

Place of Origin of Largest IDP Group	BORNO	KUKAWA	KAUWA
Place of Origin of 2nd Largest IDP Group	BORNO	KUKAWA	KUKAWA
Area of intended return for Largest IDP Group	Place of origin		
Barriers to return home for Largest IDP Group	Accessibility		

### SITE MANAGEMENT AGENCY (SMA)

Type of SMA	NULL	Agency Name	NULL
SMA Contact Name	NULL	Phone Number	NULL

### SERVICES

#### SHELTER

% families living outside (no shelter)	None	Most needed NFIs	Mosquito nets
% families living in emergency shelter	None	% HHs with mosquito nets	<25%
% families living in makeshift shelter	<75%	% HHs with access to safe cooking facilities	<25%
% families living indoors (solid walls)	<50%	% HHs with access to electricity	None

#### HEALTH

Location of health facilities/services	None	Access to health facility/services	No
Health facilities/services provider	None	Most prevalent health problems	Malaria

#### WASH

Location of site's main water source	Off-site (<10 mn)	Total number functioning toilets	0
Liters of water per person per day	>15 ltr	Separate male/female toilets	No
Main problems with drinking water	None	Separate male/female bathing areas	No

#### FOOD

Access to food	Yes, on site	Frequency of food distribution	Irregular
Access to market	Yes	Supplementary feeding for pregnant/lactant mothers?	No
Most common source for obtaining food	Cash	Supplementary feeding for children?	No

#### PROTECTION

Security provided on-site	Yes	GBV referral mechanism in place	No
Main security provider	Self organized	Number of women friendly spaces	0
Most common type of security incident	None	Number of child friendly spaces	0
Most common type of GBV incident	None	Most reported problem in receiving support	None

#### EDUCATION

Location of nearest education facility	None	Number of families with source of income	3
% children going to school	None	Access to income generating activities	Yes

#### COMMUNICATION

Main source for obtaining information	Friends, neighbors and family	Main topic of information requested	Other relief assistance
---------------------------------------	-------------------------------	-------------------------------------	-------------------------

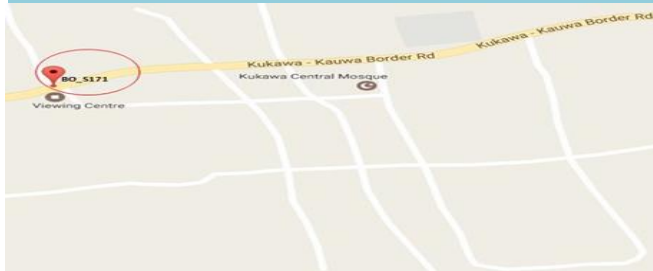


# JUNIOR PRIMARY SCHOOL

Site Profile

DTM

Nigeria



**16**  
Households (HH)

**78**  
Individuals

**Round 19**  
24 September

### DEMOGRAPHICS

Age/Sex	<1 year	1-5 years	6-17 years	18-59 years	>60 years	Total
Male	1	7	9	15	2	34
Female	2	9	11	19	3	44
<b>Total</b>	<b>3</b>	<b>16</b>	<b>20</b>	<b>34</b>	<b>5</b>	<b>78</b>

<b>Site ID</b>	<b>BO_S171</b>
<b>Site Type</b>	Collective Settlement/Centre
<b>Site Classification</b>	Spontaneous
<b>Site Open Date</b>	25-Dec-15
<b>Admin 1</b>	BORNO
<b>Admin 2</b>	KUKAWA
<b>Admin 3</b>	KAUWA
<b>Latitude</b>	12.925030
<b>Longitude</b>	13.566680

### VULNERABLE GROUPS

Pregnant Women	3	3.8%
Breastfeeding Mothers	7	9.0%
Persons with Physical Disabilities	1	1.3%
Persons with Mental Disabilities	3	3.8%
Single Female Headed Households	3	3.8%
Single Male Headed Households	0	0.0%
Older Persons	5	6.4%
<b>Total</b>	<b>22</b>	<b>28.2%</b>

### MOBILITY

Place of Origin of Largest IDP Group	BORNO	KUKAWA	KUKAWA
Place of Origin of 2nd Largest IDP Group	BORNO	KUKAWA	BUNDUR
Area of intended return for Largest IDP Group	Place of origin		
Barriers to return home for Largest IDP Group	Accessibility		

### SITE MANAGEMENT AGENCY (SMA)

Type of SMA	NULL	Agency Name	NULL
SMA Contact Name	NULL	Phone Number	NULL

### SERVICES

#### SHELTER

% families living outside (no shelter)	None	Most needed NFIs	Kitchen sets
% families living in emergency shelter	None	% HHs with mosquito nets	None
% families living in makeshift shelter	<50%	% HHs with access to safe cooking facilities	<25%
% families living indoors (solid walls)	<75%	% HHs with access to electricity	None

#### HEALTH

Location of health facilities/services	None	Access to health facility/services	No
Health facilities/services provider	None	Most prevalent health problems	Fever

#### WASH

Location of site's main water source	Off-site (>10 mn)	Total number functioning toilets	0
Liters of water per person per day	>15 ltr	Separate male/female toilets	No
Main problems with drinking water	None	Separate male/female bathing areas	No

#### FOOD

Access to food	Yes, on site	Frequency of food distribution	Irregular
Access to market	Yes	Supplementary feeding for pregnant/lactant mothers?	No
Most common source for obtaining food	Cash	Supplementary feeding for children?	No

#### PROTECTION

Security provided on-site	Yes	GBV referral mechanism in place	No
Main security provider	Self organized	Number of women friendly spaces	0
Most common type of security incident	None	Number of child friendly spaces	0
Most common type of GBV incident	None	Most reported problem in receiving support	None

#### EDUCATION

Location of nearest education facility	On-site	Number of families with source of income	0
% children going to school	None	Access to income generating activities	Yes

#### COMMUNICATION

Main source for obtaining information	Military official	Main topic of information requested	Other relief assistance
---------------------------------------	-------------------	-------------------------------------	-------------------------



# FLATARI

Site Profile

DTM

Nigeria



132

Households (HH)

779

Individuals

Round 19

24 September 2017

### DEMOGRAPHICS

Age/Sex	<1 year	1-5 years	6-17 years	18-59 years	>60 years	Total
Male	22	67	116	137	10	352
Female	25	81	141	167	13	427
<b>Total</b>	<b>47</b>	<b>148</b>	<b>257</b>	<b>304</b>	<b>23</b>	<b>779</b>

### VULNERABLE GROUPS

Pregnant Women	50	6.4%
Breastfeeding Mothers	65	8.3%
Persons with Physical Disabilities	12	1.5%
Persons with Mental Disabilities	11	1.4%
Single Female Headed Households	23	3.0%
Single Male Headed Households	18	2.3%
Older Persons	23	3.0%
<b>Total</b>	<b>202</b>	<b>25.9%</b>

<b>Site ID</b>	<b>BO_S172</b>
<b>Site Type</b>	Camp
<b>Site Classification</b>	Spontaneous
<b>Site Open Date</b>	NULL
<b>Admin 1</b>	BORNO
<b>Admin 2</b>	KONDUGA
<b>Admin 3</b>	DALORI / WANORI
<b>Latitude</b>	11.770330
<b>Longitude</b>	13.226450

### MOBILITY

Place of Origin of Largest IDP Group	BORNO	BAMA	KASUGULA
Place of Origin of 2nd Largest IDP Group	BORNO	KONDUGA	AUNO / CHABBOL
Area of intended return for Largest IDP Group	Place of origin		
Barriers to return home for Largest IDP Group	Lack of safety		

### SITE MANAGEMENT AGENCY (SMA)

Type of SMA	NULL	Agency Name	NULL
SMA Contact Name	NULL	Phone Number	NULL

### SERVICES

#### SHELTER

% families living outside (no shelter)	None	Most needed NFIs	Mosquito nets
% families living in emergency shelter	None	% HHs with mosquito nets	<25%
% families living in makeshift shelter	>75%	% HHs with access to safe cooking facilities	<25%
% families living indoors (solid walls)	None	% HHs with access to electricity	None

#### HEALTH

Location of health facilities/services	On-site (<3 km)	Access to health facility/services	Yes
Health facilities/services provider	INGO	Most prevalent health problems	Cough

#### WASH

Location of site's main water source	Off-site (<10 mn)	Total number functioning toilets	0
Liters of water per person per day	10 - 15 ltr	Separate male/female toilets	No
Main problems with drinking water	Suspended solids	Separate male/female bathing areas	No

#### FOOD

Access to food	Yes, on site	Frequency of food distribution	Irregular
Access to market	Yes	Supplementary feeding for pregnant/lactant mothers?	Yes
Most common source for obtaining food	Distribution	Supplementary feeding for children?	Yes

#### PROTECTION

Security provided on-site	Yes	GBV referral mechanism in place	No
Main security provider	Self organized	Number of women friendly spaces	0
Most common type of security incident	None	Number of child friendly spaces	0
Most common type of GBV incident	None	Most reported problem in receiving support	None

#### EDUCATION

Location of nearest education facility	Off-site	Number of families with source of income	0
% children going to school	<50%	Access to income generating activities	Yes

#### COMMUNICATION

Main source for obtaining information	Local leader/Community leader	Main topic of information requested	Situation in areas of origin
---------------------------------------	-------------------------------	-------------------------------------	------------------------------



# RANN IDP SITE

Site Profile

DTM

Nigeria



**8452**

Households (HH)

**49913**

Individuals

**Round 19**

24 September 2017

<b>Site ID</b>	<b>BO_S173</b>
<b>Site Type</b>	Camp
<b>Site Classification</b>	Spontaneous
<b>Site Open Date</b>	4-Apr-16
<b>Admin 1</b>	BORNO
<b>Admin 2</b>	KALA BALGE
<b>Admin 3</b>	RANN "A"
<b>Latitude</b>	12.269170
<b>Longitude</b>	14.463830

### DEMOGRAPHICS

Age/Sex	<1 year	1-5 years	6-17 years	18-59 years	>60 years	Total
Male	2,446	3,988	6,789	7,587	1,991	22,801
Female	2,545	4,497	7,187	11,380	1,503	27,112
<b>Total</b>	<b>4,991</b>	<b>8,485</b>	<b>13,976</b>	<b>18,967</b>	<b>3,494</b>	<b>49,913</b>

### VULNERABLE GROUPS

Pregnant Women	2,714	5.4%
Breastfeeding Mothers	5,011	10.0%
Persons with Physical Disabilities	3	0.0%
Persons with Mental Disabilities	2	0.0%
Single Female Headed Households	2,216	4.4%
Single Male Headed Households	185	0.4%
Older Persons	3,494	7.0%
<b>Total</b>	<b>13625</b>	<b>27.3%</b>

### MOBILITY

Place of Origin of Largest IDP Group	BORNO	KALA BALGE	NULL
Place of Origin of 2nd Largest IDP Group	BORNO	KALA BALGE	KALA
Area of intended return for Largest IDP Group	Place of origin		
Barriers to return home for Largest IDP Group	Lack of safety		

### SITE MANAGEMENT AGENCY (SMA)

Type of SMA	Armed Forces	Agency Name	NIGERIAN ARMY
SMA Contact Name	NIGERIAN ARMY	Phone Number	NULL

### SERVICES

#### SHELTER

% families living outside (no shelter)	<25%	Most needed NFIs	Kitchen sets
% families living in emergency shelter	<25%	% HHs with mosquito nets	<75%
% families living in makeshift shelter	<50%	% HHs with access to safe cooking facilities	None
% families living indoors (solid walls)	<25%	% HHs with access to electricity	None

#### HEALTH

Location of health facilities/services	On-site (<3 km)	Access to health facility/services	Yes
Health facilities/services provider	INGO	Most prevalent health problems	Malnutrition

#### WASH

Location of site's main water source	On-site (<10 mn)	Total number functioning toilets	300
Liters of water per person per day	5 - 10 ltr	Separate male/female toilets	No
Main problems with drinking water	Taste	Separate male/female bathing areas	No

#### FOOD

Access to food	Yes, on site	Frequency of food distribution	Once a month
Access to market	Yes	Supplementary feeding for pregnant/lactant mothers?	No
Most common source for obtaining food	Distribution	Supplementary feeding for children?	Yes

#### PROTECTION

Security provided on-site	Yes	GBV referral mechanism in place	Yes
Main security provider	Military	Number of women friendly spaces	0
Most common type of security incident	None	Number of child friendly spaces	0
Most common type of GBV incident	None	Most reported problem in receiving support	Assistance did not respond to the actual need

#### EDUCATION

Location of nearest education facility	On-site	Number of families with source of income	8310
% children going to school	<75%	Access to income generating activities	Yes

#### COMMUNICATION

Main source for obtaining information	Friends, neighbors and family	Main topic of information requested	Distribution
---------------------------------------	-------------------------------	-------------------------------------	--------------





# ABORI

Site Profile

DTM

Nigeria

880

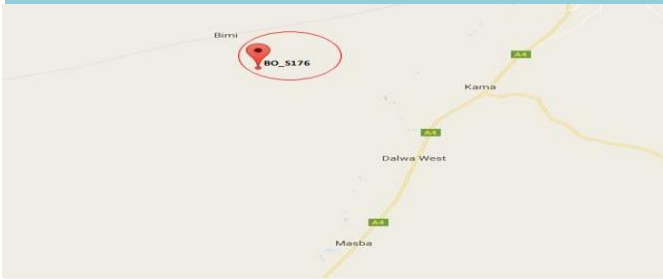
Households (HH)

3131

Individuals

Round 19

24 September 2017



### DEMOGRAPHICS

Age/Sex	<1 year	1-5 years	6-17 years	18-59 years	>60 years	Total
Male	44	180	425	649	23	1,321
Female	53	206	578	926	47	1,810
<b>Total</b>	<b>97</b>	<b>386</b>	<b>1,003</b>	<b>1,575</b>	<b>70</b>	<b>3,131</b>

<b>Site ID</b>	<b>BO_S176</b>
<b>Site Type</b>	Camp
<b>Site Classification</b>	Spontaneous
<b>Site Open Date</b>	28-Dec-16
<b>Admin 1</b>	BORNO
<b>Admin 2</b>	DAMBOA
<b>Admin 3</b>	DAMBOA
<b>Latitude</b>	11.167810
<b>Longitude</b>	12.762230

### VULNERABLE GROUPS

Pregnant Women	22	0.7%
Breastfeeding Mothers	172	5.5%
Persons with Physical Disabilities	2	0.1%
Persons with Mental Disabilities	1	0.0%
Single Female Headed Households	363	11.6%
Single Male Headed Households	0	0.0%
Older Persons	70	2.2%
<b>Total</b>	<b>630</b>	<b>20.1%</b>

### MOBILITY

Place of Origin of Largest IDP Group	BORNO	DAMBOA	KAFA / MAFI
Place of Origin of 2nd Largest IDP Group	BORNO	KONDUGA	NULL
Area of intended return for Largest IDP Group	Place of origin		
Barriers to return home for Largest IDP Group	Lack of safety		

### SITE MANAGEMENT AGENCY (SMA)

Type of SMA	INGO	Agency Name	NA
SMA Contact Name	NA	Phone Number	NA

### SERVICES

#### SHELTER

% families living outside (no shelter)	None	Most needed NFIs	Kitchen sets
% families living in emergency shelter	<75%	% HHs with mosquito nets	<75%
% families living in makeshift shelter	<25%	% HHs with access to safe cooking facilities	<25%
% families living indoors (solid walls)	None	% HHs with access to electricity	None

#### HEALTH

Location of health facilities/services	On-site (<3 km)	Access to health facility/services	Yes
Health facilities/services provider	INGO	Most prevalent health problems	Diarrhea

#### WASH

Location of site's main water source	On-site (<10 mn)	Total number functioning toilets	115
Liters of water per person per day	>15 ltr	Separate male/female toilets	Yes
Main problems with drinking water	None	Separate male/female bathing areas	Yes

#### FOOD

Access to food	Yes, on site	Frequency of food distribution	Once a month
Access to market	Yes	Supplementary feeding for pregnant/lactant mothers?	Yes
Most common source for obtaining food	Distribution	Supplementary feeding for children?	Yes

#### PROTECTION

Security provided on-site	Yes	GBV referral mechanism in place	No
Main security provider	Self organized	Number of women friendly spaces	0
Most common type of security incident	None	Number of child friendly spaces	0
Most common type of GBV incident	None	Most reported problem in receiving support	None

#### EDUCATION

Location of nearest education facility	Off-site	Number of families with source of income	151
% children going to school	<25%	Access to income generating activities	Yes

#### COMMUNICATION

Main source for obtaining information	Local leader/Community leader	Main topic of information requested	Distribution
---------------------------------------	-------------------------------	-------------------------------------	--------------


**1605**

Households (HH)

**9623**

Individuals

**Round 19**

24 September 2017

**DEMOGRAPHICS**

Age/Sex	<1 year	1-5 years	6-17 years	18-59 years	>60 years	Total
Male	477	805	1,283	1,803	408	4,776
Female	485	831	1,315	1,854	362	4,847
<b>Total</b>	<b>962</b>	<b>1,636</b>	<b>2,598</b>	<b>3,657</b>	<b>770</b>	<b>9,623</b>

**VULNERABLE GROUPS**

Pregnant Women	421	4.4%
Breastfeeding Mothers	992	10.3%
Persons with Physical Disabilities	35	0.4%
Persons with Mental Disabilities	5	0.1%
Single Female Headed Households	304	3.2%
Single Male Headed Households	6	0.1%
Older Persons	770	8.0%
<b>Total</b>	<b>2533</b>	<b>26.3%</b>

<b>Site ID</b>	<b>BO_S177</b>
<b>Site Type</b>	Collective Settlement/Centre
<b>Site Classification</b>	Spontaneous
<b>Site Open Date</b>	NULL
<b>Admin 1</b>	BORNO
<b>Admin 2</b>	MONGUNO
<b>Admin 3</b>	MONGUNO
<b>Latitude</b>	12.670000
<b>Longitude</b>	13.607010

**MOBILITY**

Place of Origin of Largest IDP Group	BORNO	MONGUNO	WULO
Place of Origin of 2nd Largest IDP Group	NULL	NULL	NULL
Area of intended return for Largest IDP Group	Place of origin		
Barriers to return home for Largest IDP Group	Lack of safety		

**SITE MANAGEMENT AGENCY (SMA)**

Type of SMA	NULL	Agency Name	NULL
SMA Contact Name	NULL	Phone Number	NULL

**SERVICES**

SHELTER			
% families living outside (no shelter)	<25%	Most needed NFIs	Mosquito nets
% families living in emergency shelter	<25%	% HHs with mosquito nets	<25%
% families living in makeshift shelter	<50%	% HHs with access to safe cooking facilities	<25%
% families living indoors (solid walls)	<25%	% HHs with access to electricity	None

HEALTH			
Location of health facilities/services	On-site (<3 km)	Access to health facility/services	Yes
Health facilities/services provider	INGO	Most prevalent health problems	Malaria

WASH			
Location of site's main water source	Off-site (<10 mn)	Total number functioning toilets	0
Liters of water per person per day	10 - 15 ltr	Separate male/female toilets	No
Main problems with drinking water	None	Separate male/female bathing areas	No

FOOD			
Access to food	Yes, off site	Frequency of food distribution	Irregular
Access to market	Yes	Supplementary feeding for pregnant/lactant mothers?	No
Most common source for obtaining food	Cash	Supplementary feeding for children?	No

PROTECTION			
Security provided on-site	Yes	GBV referral mechanism in place	No
Main security provider	Local Authorities	Number of women friendly spaces	0
Most common type of security incident	None	Number of child friendly spaces	0
Most common type of GBV incident	None	Most reported problem in receiving support	Not enough assistance for all entitled

EDUCATION		LIVELIHOOD	
Location of nearest education facility	Off-site	Number of families with source of income	200
% children going to school	None	Access to income generating activities	Yes

COMMUNICATION			
Main source for obtaining information	Friends, neighbors and family	Main topic of information requested	Distribution

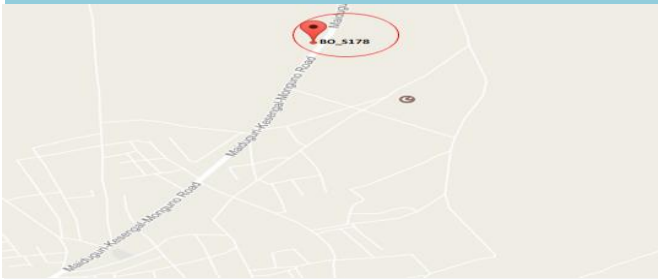


# EL MISKIN TRANSIT CAMP

Site Profile

DTM

Nigeria



**441**

Households (HH)

**2475**

Individuals

**Round 19**

24 September 2017

## DEMOGRAPHICS

Age/Sex	<1 year	1-5 years	6-17 years	18-59 years	>60 years	Total
Male	40	223	321	385	32	1,001
Female	59	297	471	605	42	1,474
<b>Total</b>	<b>99</b>	<b>520</b>	<b>792</b>	<b>990</b>	<b>74</b>	<b>2,475</b>

## VULNERABLE GROUPS

Pregnant Women	72	2.9%
Breastfeeding Mothers	156	6.3%
Persons with Physical Disabilities	0	0.0%
Persons with Mental Disabilities	0	0.0%
Single Female Headed Households	32	1.3%
Single Male Headed Households	16	0.6%
Older Persons	74	3.0%
<b>Total</b>	<b>350</b>	<b>14.1%</b>

<b>Site ID</b>	<b>BO_S178</b>
<b>Site Type</b>	Transitional Centre
<b>Site Classification</b>	Spontaneous
<b>Site Open Date</b>	22-Jan-17
<b>Admin 1</b>	BORNO
<b>Admin 2</b>	JERE
<b>Admin 3</b>	OLD MAIDUGURI
<b>Latitude</b>	11.882850
<b>Longitude</b>	13.176950

## MOBILITY

Place of Origin of Largest IDP Group	BORNO	MAFA	MAFA
Place of Origin of 2nd Largest IDP Group	BORNO	DIKWA	DIKWA
Area of intended return for Largest IDP Group	Place of origin		
Barriers to return home for Largest IDP Group	Lack of safety		

## SITE MANAGEMENT AGENCY (SMA)

Type of SMA	Government	Agency Name	SEMA
SMA Contact Name	SEMA	Phone Number	NULL

## SERVICES

SHELTER			
% families living outside (no shelter)	None	Most needed NFIs	Mosquito nets
% families living in emergency shelter	None	% HHs with mosquito nets	None
% families living in makeshift shelter	>75%	% HHs with access to safe cooking facilities	<75%
% families living indoors (solid walls)	<25%	% HHs with access to electricity	None

HEALTH			
Location of health facilities/services	On-site (<3 km)	Access to health facility/services	Yes
Health facilities/services provider	INGO	Most prevalent health problems	Malaria

WASH			
Location of site's main water source	Off-site (<10 mn)	Total number functioning toilets	0
Liters of water per person per day	>15 ltr	Separate male/female toilets	No
Main problems with drinking water	None	Separate male/female bathing areas	No

FOOD			
Access to food	Yes, on site	Frequency of food distribution	Irregular
Access to market	Yes	Supplementary feeding for pregnant/lactant mothers?	Yes
Most common source for obtaining food	Cash	Supplementary feeding for children?	Yes

PROTECTION			
Security provided on-site	Yes	GBV referral mechanism in place	Yes
Main security provider	Self organized	Number of women friendly spaces	0
Most common type of security incident	None	Number of child friendly spaces	0
Most common type of GBV incident	None	Most reported problem in receiving support	None

EDUCATION		LIVELIHOOD	
Location of nearest education facility	Off-site	Number of families with source of income	201
% children going to school	None	Access to income generating activities	Yes

COMMUNICATION			
Main source for obtaining information	Friends, neighbors and family	Main topic of information requested	Other relief assistance



# NGUD/ KHADDAMARI

Site Profile

DTM

Nigeria



14

Households (HH)

80

Individuals

Round 19

24 September 2017

<b>Site ID</b>	<b>BO_S179</b>
<b>Site Type</b>	Camp
<b>Site Classification</b>	Spontaneous
<b>Site Open Date</b>	20-Jan-15
<b>Admin 1</b>	BORNO
<b>Admin 2</b>	JERE
<b>Admin 3</b>	NGUDAA/ADDAMARI
<b>Latitude</b>	11.948970
<b>Longitude</b>	13.222140

### DEMOGRAPHICS

Age/Sex	<1 year	1-5 years	6-17 years	18-59 years	>60 years	Total
Male	6	5	9	12	2	34
Female	8	7	12	15	4	46
<b>Total</b>	<b>14</b>	<b>12</b>	<b>21</b>	<b>27</b>	<b>6</b>	<b>80</b>

### VULNERABLE GROUPS

Pregnant Women	6	7.5%
Breastfeeding Mothers	16	20.0%
Persons with Physical Disabilities	0	0.0%
Persons with Mental Disabilities	0	0.0%
Single Female Headed Households	7	8.8%
Single Male Headed Households	0	0.0%
Older Persons	6	7.5%
<b>Total</b>	<b>35</b>	<b>43.8%</b>

### MOBILITY

	BORNO	JERE	TUBA
Place of Origin of Largest IDP Group	BORNO	JERE	TUBA
Place of Origin of 2nd Largest IDP Group	BORNO	JERE	NGUDAA/ADDAMARI
Area of intended return for Largest IDP Group	Place of origin		
Barriers to return home for Largest IDP Group	Lack of safety		

### SITE MANAGEMENT AGENCY (SMA)

Type of SMA	NULL	Agency Name	NA
SMA Contact Name	NA	Phone Number	NA

### SERVICES

#### SHELTER

% families living outside (no shelter)	None	Most needed NFIs	Kitchen sets
% families living in emergency shelter	>75%	% HHs with mosquito nets	<25%
% families living in makeshift shelter	<25%	% HHs with access to safe cooking facilities	<25%
% families living indoors (solid walls)	None	% HHs with access to electricity	None

#### HEALTH

Location of health facilities/services	Off-site (>3 km)	Access to health facility/services	Yes
Health facilities/services provider	INGO	Most prevalent health problems	Malaria

#### WASH

Location of site's main water source	On-site (<10 mn)	Total number functioning toilets	0
Liters of water per person per day	10 - 15 ltr	Separate male/female toilets	No
Main problems with drinking water	None	Separate male/female bathing areas	No

#### FOOD

Access to food	Yes, on site	Frequency of food distribution	Irregular
Access to market	Yes	Supplementary feeding for pregnant/lactant mothers?	No
Most common source for obtaining food	Distribution	Supplementary feeding for children?	No

#### PROTECTION

Security provided on-site	Yes	GBV referral mechanism in place	No
Main security provider	Police	Number of women friendly spaces	0
Most common type of security incident	None	Number of child friendly spaces	0
Most common type of GBV incident	None	Most reported problem in receiving support	None

#### EDUCATION

Location of nearest education facility	On-site	Number of families with source of income	10
% children going to school	<25%	Access to income generating activities	Yes

#### COMMUNICATION

Main source for obtaining information	Local leader/Community leader	Main topic of information requested	Situation in areas of origin
---------------------------------------	-------------------------------	-------------------------------------	------------------------------



# DILLE PRIMARY SCHOOL

Site Profile

DTM

Nigeria



Dille

Dille Market

**171**  
Households (HH)

**1026**  
Individuals

**Round 19**  
24 September 2017

<b>Site ID</b>	<b>BO_S180</b>
<b>Site Type</b>	Transitional Centre
<b>Site Classification</b>	Spontaneous
<b>Site Open Date</b>	8-Jan-14
<b>Admin 1</b>	BORNO
<b>Admin 2</b>	ASKIRA / UBA
<b>Admin 3</b>	DILLE / HUYUM
<b>Latitude</b>	10.750160
<b>Longitude</b>	13.224280

### DEMOGRAPHICS

Age/Sex	<1 year	1-5 years	6-17 years	18-59 years	>60 years	Total
Male	13	113	196	171	12	505
Female	17	116	200	175	13	521
<b>Total</b>	<b>30</b>	<b>229</b>	<b>396</b>	<b>346</b>	<b>25</b>	<b>1,026</b>

### VULNERABLE GROUPS

Pregnant Women	13	1.3%
Breastfeeding Mothers	30	2.9%
Persons with Physical Disabilities	0	0.0%
Persons with Mental Disabilities	0	0.0%
Single Female Headed Households	0	0.0%
Single Male Headed Households	0	0.0%
Older Persons	25	2.4%
<b>Total</b>	<b>68</b>	<b>6.6%</b>

### MOBILITY

Place of Origin of Largest IDP Group	BORNO	ASKIRA / UBA	KOPA / MULTHAFU
Place of Origin of 2nd Largest IDP Group	NULL	NULL	NULL
Area of intended return for Largest IDP Group	Place of origin		
Barriers to return home for Largest IDP Group	Lack of safety		

### SITE MANAGEMENT AGENCY (SMA)

Type of SMA	NULL	Agency Name	NULL
SMA Contact Name	NULL	Phone Number	NULL

### SERVICES

#### SHELTER

% families living outside (no shelter)	None	Most needed NFIs	Mosquito nets
% families living in emergency shelter	None	% HHs with mosquito nets	<25%
% families living in makeshift shelter	None	% HHs with access to safe cooking facilities	<25%
% families living indoors (solid walls)	>75%	% HHs with access to electricity	None

#### HEALTH

Location of health facilities/services	Off-site (<3 km)	Access to health facility/services	Yes
Health facilities/services provider	Local clinic	Most prevalent health problems	Malaria

#### WASH

Location of site's main water source	On-site (<10 mn)	Total number functioning toilets	2
Liters of water per person per day	>15 ltr	Separate male/female toilets	No
Main problems with drinking water	Taste	Separate male/female bathing areas	No

#### FOOD

Access to food	No	Frequency of food distribution	Never
Access to market	Yes	Supplementary feeding for pregnant/lactant mothers?	No
Most common source for obtaining food	Cultivated	Supplementary feeding for children?	No

#### PROTECTION

Security provided on-site	Yes	GBV referral mechanism in place	No
Main security provider	Military	Number of women friendly spaces	0
Most common type of security incident	None	Number of child friendly spaces	0
Most common type of GBV incident	None	Most reported problem in receiving support	None

#### EDUCATION

Location of nearest education facility	On-site	Number of families with source of income	0
% children going to school	<50%	Access to income generating activities	Yes

#### COMMUNICATION

Main source for obtaining information	Friends, neighbors and family	Main topic of information requested	Situation in areas of origin
---------------------------------------	-------------------------------	-------------------------------------	------------------------------



# VOCATIONAL TRAINING CENTRE

Site Profile

DTM

Nigeria



Experience Bros  
Photo Studio  
Lassa

531

Households (HH)

3186

Individuals

Round 19

24 September 2017

## DEMOGRAPHICS

Age/Sex	<1 year	1-5 years	6-17 years	18-59 years	>60 years	Total
Male	26	505	482	531	12	1,556
Female	34	520	512	547	17	1,630
<b>Total</b>	<b>60</b>	<b>1,025</b>	<b>994</b>	<b>1,078</b>	<b>29</b>	<b>3,186</b>

## VULNERABLE GROUPS

Pregnant Women	115	3.6%
Breastfeeding Mothers	160	5.0%
Persons with Physical Disabilities	0	0.0%
Persons with Mental Disabilities	0	0.0%
Single Female Headed Households	0	0.0%
Single Male Headed Households	0	0.0%
Older Persons	29	0.9%
<b>Total</b>	<b>304</b>	<b>9.5%</b>

<b>Site ID</b>	<b>BO_S181</b>
<b>Site Type</b>	Collective Settlement/Centre
<b>Site Classification</b>	Spontaneous
<b>Site Open Date</b>	8-Aug-14
<b>Admin 1</b>	BORNO
<b>Admin 2</b>	ASKIRA / UBA
<b>Admin 3</b>	LASSA
<b>Latitude</b>	10.693630
<b>Longitude</b>	13.269580

## MOBILITY

Place of Origin of Largest IDP Group	BORNO	ASKIRA / UBA	KOPA / MULTHAFU
Place of Origin of 2nd Largest IDP Group	NULL	NULL	NULL
Area of intended return for Largest IDP Group	Place of origin		
Barriers to return home for Largest IDP Group	Lack of safety		

## SITE MANAGEMENT AGENCY (SMA)

Type of SMA	NULL	Agency Name	NULL
SMA Contact Name	NULL	Phone Number	NULL

## SERVICES

### SHELTER

% families living outside (no shelter)	None	Most needed NFIs	Blankets/Mats
% families living in emergency shelter	None	% HHs with mosquito nets	<25%
% families living in makeshift shelter	None	% HHs with access to safe cooking facilities	<25%
% families living indoors (solid walls)	>75%	% HHs with access to electricity	None

### HEALTH

Location of health facilities/services	On-site (<3 km)	Access to health facility/services	Yes
Health facilities/services provider	Government	Most prevalent health problems	Malaria

### WASH

Location of site's main water source	On-site (<10 mn)	Total number functioning toilets	20
Liters of water per person per day	>15 ltr	Separate male/female toilets	No
Main problems with drinking water	Taste	Separate male/female bathing areas	No

### FOOD

Access to food	No	Frequency of food distribution	Never
Access to market	Yes	Supplementary feeding for pregnant/lactant mothers?	No
Most common source for obtaining food	Cultivated	Supplementary feeding for children?	No

### PROTECTION

Security provided on-site	Yes	GBV referral mechanism in place	No
Main security provider	Community Leaders	Number of women friendly spaces	0
Most common type of security incident	None	Number of child friendly spaces	0
Most common type of GBV incident	None	Most reported problem in receiving support	None

### EDUCATION

Location of nearest education facility	On-site	Number of families with source of income	531
% children going to school	<50%	Access to income generating activities	Yes

### COMMUNICATION

Main source for obtaining information	Friends, neighbors and family	Main topic of information requested	Situation in areas of origin
---------------------------------------	-------------------------------	-------------------------------------	------------------------------

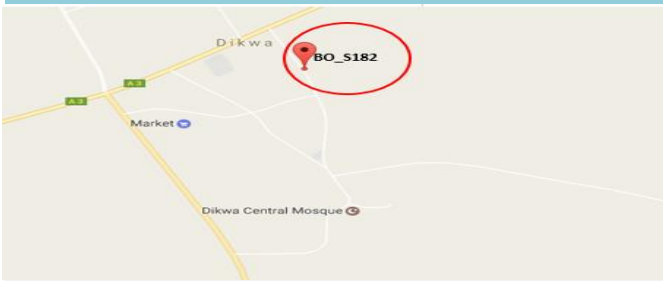


# SHEHURI CAMP

Site Profile

DTM

Nigeria



**629**

Households (HH)

**2734**

Individuals

**Round 19**

24 September 2017

## DEMOGRAPHICS

Age/Sex	<1 year	1-5 years	6-17 years	18-59 years	>60 years	Total
Male	98	208	541	427	34	1,308
Female	66	311	361	639	49	1,426
<b>Total</b>	<b>164</b>	<b>519</b>	<b>902</b>	<b>1,066</b>	<b>83</b>	<b>2,734</b>

## VULNERABLE GROUPS

Pregnant Women	69	2.5%
Breastfeeding Mothers	192	7.0%
Persons with Physical Disabilities	15	0.5%
Persons with Mental Disabilities	2	0.1%
Single Female Headed Households	25	0.9%
Single Male Headed Households	9	0.3%
Older Persons	83	3.0%
<b>Total</b>	<b>395</b>	<b>14.4%</b>

<b>Site ID</b>	<b>BO_S182</b>
<b>Site Type</b>	Collective Settlement/Centre
<b>Site Classification</b>	Spontaneous
<b>Site Open Date</b>	9-Sep-15
<b>Admin 1</b>	BORNO
<b>Admin 2</b>	DIKWA
<b>Admin 3</b>	DIKWA
<b>Latitude</b>	12.040360
<b>Longitude</b>	13.919310

## MOBILITY

Place of Origin of Largest IDP Group	BORNO	DIKWA	GAJIBO
Place of Origin of 2nd Largest IDP Group	BORNO	DIKWA	DIKWA
Area of intended return for Largest IDP Group	Place of origin		
Barriers to return home for Largest IDP Group	Lack of safety		

## SITE MANAGEMENT AGENCY (SMA)

Type of SMA	NULL	Agency Name	NULL
SMA Contact Name	NULL	Phone Number	NULL

## SERVICES

### SHELTER

% families living outside (no shelter)	None	Most needed NFIs	Blankets/Mats
% families living in emergency shelter	<25%	% HHs with mosquito nets	<75%
% families living in makeshift shelter	<75%	% HHs with access to safe cooking facilities	<50%
% families living indoors (solid walls)	<25%	% HHs with access to electricity	None

### HEALTH

Location of health facilities/services	On-site (<3 km)	Access to health facility/services	Yes
Health facilities/services provider	INGO	Most prevalent health problems	Diarrhea

### WASH

Location of site's main water source	On-site (<10 mn)	Total number functioning toilets	25
Liters of water per person per day	5 - 10 ltr	Separate male/female toilets	No
Main problems with drinking water	None	Separate male/female bathing areas	No

### FOOD

Access to food	Yes, on site	Frequency of food distribution	Once a month
Access to market	Yes	Supplementary feeding for pregnant/lactant mothers?	No
Most common source for obtaining food	Distribution	Supplementary feeding for children?	No

### PROTECTION

Security provided on-site	Yes	GBV referral mechanism in place	No
Main security provider	Military	Number of women friendly spaces	0
Most common type of security incident	None	Number of child friendly spaces	0
Most common type of GBV incident	None	Most reported problem in receiving support	Fighting between recipients at distribution points

### EDUCATION

Location of nearest education facility	On-site	Number of families with source of income	279
% children going to school	<25%	Access to income generating activities	Yes

### COMMUNICATION

Main source for obtaining information	Local leader/Community leader	Main topic of information requested	Safety and Security
---------------------------------------	-------------------------------	-------------------------------------	---------------------



# KULAGARU

Site Profile

DTM

Nigeria



1319

Households (HH)

6744

Individuals

Round 19

24 September 2017

<b>Site ID</b>	<b>BO_S183</b>
<b>Site Type</b>	Collective Settlement/Centre
<b>Site Classification</b>	Spontaneous
<b>Site Open Date</b>	11-Sep-16
<b>Admin 1</b>	BORNO
<b>Admin 2</b>	DIKWA
<b>Admin 3</b>	DIKWA
<b>Latitude</b>	12.029690
<b>Longitude</b>	13.917280

### DEMOGRAPHICS

Age/Sex	<1 year	1-5 years	6-17 years	18-59 years	>60 years	Total
Male	182	576	1,002	1,184	91	3,035
Female	223	705	1,224	1,446	111	3,709
<b>Total</b>	<b>405</b>	<b>1,281</b>	<b>2,226</b>	<b>2,630</b>	<b>202</b>	<b>6,744</b>

### VULNERABLE GROUPS

Pregnant Women	223	3.3%
Breastfeeding Mothers	405	6.0%
Persons with Physical Disabilities	9	0.1%
Persons with Mental Disabilities	11	0.2%
Single Female Headed Households	25	0.4%
Single Male Headed Households	29	0.4%
Older Persons	202	3.0%
<b>Total</b>	<b>904</b>	<b>13.4%</b>

### MOBILITY

Place of Origin of Largest IDP Group	BORNO	DIKWA	MALLAM MAJA
Place of Origin of 2nd Largest IDP Group	BORNO	DIKWA	UFAYE / GUJILE
Area of intended return for Largest IDP Group	Place of origin		
Barriers to return home for Largest IDP Group	Lack of safety		

### SITE MANAGEMENT AGENCY (SMA)

Type of SMA	Local NGO	Agency Name	NIGERIAN RED CROSS SOCIETY
SMA Contact Name	NIGERIAN RED CROSS SOCIETY	Phone Number	811211685

### SERVICES

SHELTER			
% families living outside (no shelter)	None	Most needed NFIs	Mosquito nets
% families living in emergency shelter	<25%	% HHs with mosquito nets	<75%
% families living in makeshift shelter	<50%	% HHs with access to safe cooking facilities	<25%
% families living indoors (solid walls)	<75%	% HHs with access to electricity	None

HEALTH			
Location of health facilities/services	On-site (<3 km)	Access to health facility/services	Yes
Health facilities/services provider	INGO	Most prevalent health problems	Malaria

WASH			
Location of site's main water source	On-site (<10 mn)	Total number functioning toilets	185
Liters of water per person per day	5 - 10 ltr	Separate male/female toilets	No
Main problems with drinking water	None	Separate male/female bathing areas	Yes

FOOD			
Access to food	Yes, on site	Frequency of food distribution	Once a month
Access to market	Yes	Supplementary feeding for pregnant/lactant mothers?	No
Most common source for obtaining food	Distribution	Supplementary feeding for children?	No

PROTECTION			
Security provided on-site	Yes	GBV referral mechanism in place	No
Main security provider	Military	Number of women friendly spaces	0
Most common type of security incident	None	Number of child friendly spaces	0
Most common type of GBV incident	None	Most reported problem in receiving support	None

EDUCATION		LIVELIHOOD	
Location of nearest education facility	On-site	Number of families with source of income	521
% children going to school	<50%	Access to income generating activities	Yes

COMMUNICATION			
Main source for obtaining information	Local leader/Community leader	Main topic of information requested	Safety and Security





# BAKKASI CAMP

Site Profile

DTM

Nigeria



423

Households (HH)

2125

Individuals

Round 19

24 September 2017

### DEMOGRAPHICS

Age/Sex	<1 year	1-5 years	6-17 years	18-59 years	>60 years	Total
Male	79	191	295	375	39	979
Female	65	224	354	458	45	1,146
<b>Total</b>	<b>144</b>	<b>415</b>	<b>649</b>	<b>833</b>	<b>84</b>	<b>2,125</b>

<b>Site ID</b>	<b>BO_S184</b>
<b>Site Type</b>	Collective Settlement/Centre
<b>Site Classification</b>	Spontaneous
<b>Site Open Date</b>	11-Nov-16
<b>Admin 1</b>	BORNO
<b>Admin 2</b>	NGANZAI
<b>Admin 3</b>	GAJIRAM
<b>Latitude</b>	12.479420
<b>Longitude</b>	13.207200

### VULNERABLE GROUPS

Pregnant Women	102	4.8%
Breastfeeding Mothers	164	7.7%
Persons with Physical Disabilities	5	0.2%
Persons with Mental Disabilities	2	0.1%
Single Female Headed Households	25	1.2%
Single Male Headed Households	5	0.2%
Older Persons	84	4.0%
<b>Total</b>	<b>387</b>	<b>18.2%</b>

### MOBILITY

Place of Origin of Largest IDP Group	BORNO	MONGUNO	SURE
Place of Origin of 2nd Largest IDP Group	BORNO	NGANZAI	GAJIRAM
Area of intended return for Largest IDP Group	Place of origin		
Barriers to return home for Largest IDP Group	Lack of safety		

### SITE MANAGEMENT AGENCY (SMA)

Type of SMA	NULL	Agency Name	NULL
SMA Contact Name	NULL	Phone Number	NULL

### SERVICES

#### SHELTER

% families living outside (no shelter)	None	Most needed NFIs	Blankets/Mats
% families living in emergency shelter	<75%	% HHs with mosquito nets	<75%
% families living in makeshift shelter	<25%	% HHs with access to safe cooking facilities	<50%
% families living indoors (solid walls)	<25%	% HHs with access to electricity	None

#### HEALTH

Location of health facilities/services	Off-site (<3 km)	Access to health facility/services	Yes
Health facilities/services provider	NGO	Most prevalent health problems	Malaria

#### WASH

Location of site's main water source	Off-site (>10 mn)	Total number functioning toilets	65
Liters of water per person per day	5 - 10 ltr	Separate male/female toilets	No
Main problems with drinking water	None	Separate male/female bathing areas	Yes

#### FOOD

Access to food	Yes, on site	Frequency of food distribution	Once a month
Access to market	Yes	Supplementary feeding for pregnant/lactant mothers?	No
Most common source for obtaining food	Cash	Supplementary feeding for children?	No

#### PROTECTION

Security provided on-site	Yes	GBV referral mechanism in place	No
Main security provider	Self organized	Number of women friendly spaces	0
Most common type of security incident	None	Number of child friendly spaces	0
Most common type of GBV incident	None	Most reported problem in receiving support	Not enough assistance for all entitled

#### EDUCATION

Location of nearest education facility	None	Number of families with source of income	375
% children going to school	None	Access to income generating activities	Yes

#### COMMUNICATION

Main source for obtaining information	Traditional Leader	Main topic of information requested	Safety and Security
---------------------------------------	--------------------	-------------------------------------	---------------------



52

Households (HH)

279

Individuals

Round 19

24 September 2017

### DEMOGRAPHICS

Age/Sex	<1 year	1-5 years	6-17 years	18-59 years	>60 years	Total
Male	13	24	38	50	7	132
Female	10	20	47	62	8	147
<b>Total</b>	<b>23</b>	<b>44</b>	<b>85</b>	<b>112</b>	<b>15</b>	<b>279</b>

### VULNERABLE GROUPS

Pregnant Women	21	7.5%
Breastfeeding Mothers	32	11.5%
Persons with Physical Disabilities	1	0.4%
Persons with Mental Disabilities	4	1.4%
Single Female Headed Households	7	2.5%
Single Male Headed Households	2	0.7%
Older Persons	15	5.4%
<b>Total</b>	<b>82</b>	<b>29.4%</b>

<b>Site ID</b>	<b>BO_S185</b>
<b>Site Type</b>	Collective Settlement/Centre
<b>Site Classification</b>	Spontaneous
<b>Site Open Date</b>	12-Dec-16
<b>Admin 1</b>	BORNO
<b>Admin 2</b>	NGANZAI
<b>Admin 3</b>	GAJIRAM
<b>Latitude</b>	12.291460
<b>Longitude</b>	13.123540

### MOBILITY

Place of Origin of Largest IDP Group	BORNO	MONGUNO	SURE
Place of Origin of 2nd Largest IDP Group	BORNO	NGANZAI	GAJIRAM
Area of intended return for Largest IDP Group	Place of origin		
Barriers to return home for Largest IDP Group	Lack of safety		

### SITE MANAGEMENT AGENCY (SMA)

Type of SMA	NULL	Agency Name	NULL
SMA Contact Name	NULL	Phone Number	NULL

### SERVICES

#### SHELTER

% families living outside (no shelter)	None	Most needed NFIs	Mosquito nets
% families living in emergency shelter	None	% HHs with mosquito nets	<50%
% families living in makeshift shelter	>75%	% HHs with access to safe cooking facilities	<50%
% families living indoors (solid walls)	<25%	% HHs with access to electricity	None

#### HEALTH

Location of health facilities/services	Off-site (<3 km)	Access to health facility/services	Yes
Health facilities/services provider	NGO	Most prevalent health problems	Malaria

#### WASH

Location of site's main water source	On-site (<10 mn)	Total number functioning toilets	0
Liters of water per person per day	5 - 10 ltr	Separate male/female toilets	No
Main problems with drinking water	None	Separate male/female bathing areas	No

#### FOOD

Access to food	Yes, on site	Frequency of food distribution	Irregular
Access to market	Yes	Supplementary feeding for pregnant/lactant mothers?	No
Most common source for obtaining food	Cash	Supplementary feeding for children?	No

#### PROTECTION

Security provided on-site	Yes	GBV referral mechanism in place	No
Main security provider	Self organized	Number of women friendly spaces	0
Most common type of security incident	None	Number of child friendly spaces	0
Most common type of GBV incident	None	Most reported problem in receiving support	Not enough assistance for all entitled

#### EDUCATION

Location of nearest education facility	Off-site	Number of families with source of income	39
% children going to school	<25%	Access to income generating activities	Yes

#### COMMUNICATION

Main source for obtaining information	Local leader/Community leader	Main topic of information requested	Safety and Security
---------------------------------------	-------------------------------	-------------------------------------	---------------------

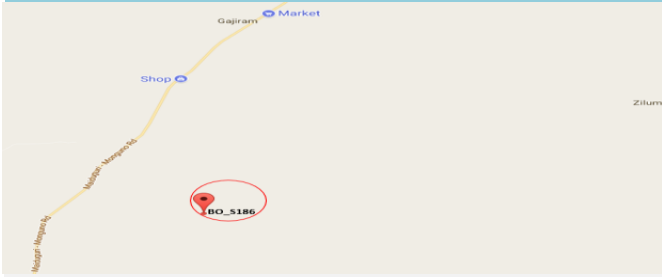


# JIGALTA LAWANTI

Site Profile

DTM

Nigeria



20

Households (HH)

109

Individuals

Round 19

24 September 2017

<b>Site ID</b>	<b>BO_S186</b>
<b>Site Type</b>	Collective Settlement/Centre
<b>Site Classification</b>	Spontaneous
<b>Site Open Date</b>	11-Dec-16
<b>Admin 1</b>	BORNO
<b>Admin 2</b>	NGANZAI
<b>Admin 3</b>	JIGALTA
<b>Latitude</b>	12.205680
<b>Longitude</b>	13.193890

### DEMOGRAPHICS

Age/Sex	<1 year	1-5 years	6-17 years	18-59 years	>60 years	Total
Male	8	10	13	20	2	53
Female	5	8	18	22	3	56
<b>Total</b>	<b>13</b>	<b>18</b>	<b>31</b>	<b>42</b>	<b>5</b>	<b>109</b>

### VULNERABLE GROUPS

Pregnant Women	9	8.3%
Breastfeeding Mothers	16	14.7%
Persons with Physical Disabilities	0	0.0%
Persons with Mental Disabilities	1	0.9%
Single Female Headed Households	2	1.8%
Single Male Headed Households	2	1.8%
Older Persons	5	4.6%
<b>Total</b>	<b>35</b>	<b>32.1%</b>

### MOBILITY

Place of Origin of Largest IDP Group	BORNO	MONGUNO	ZULUM
Place of Origin of 2nd Largest IDP Group	NULL	NULL	NULL
Area of intended return for Largest IDP Group	Place of origin		
Barriers to return home for Largest IDP Group	Lack of safety		

### SITE MANAGEMENT AGENCY (SMA)

Type of SMA	NULL	Agency Name	NULL
SMA Contact Name	NULL	Phone Number	NULL

### SERVICES

SHELTER			
% families living outside (no shelter)	None	Most needed NFIs	Blankets/Mats
% families living in emergency shelter	None	% HHs with mosquito nets	<75%
% families living in makeshift shelter	>75%	% HHs with access to safe cooking facilities	<50%
% families living indoors (solid walls)	None	% HHs with access to electricity	None

HEALTH			
Location of health facilities/services	None	Access to health facility/services	No
Health facilities/services provider	None	Most prevalent health problems	RTI

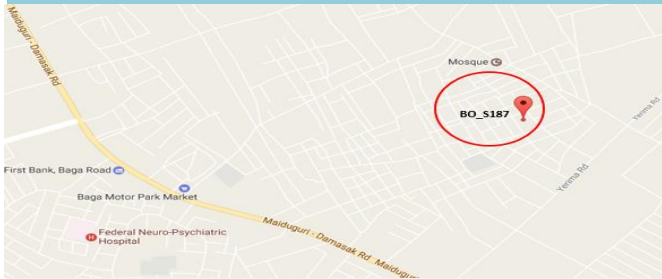
WASH			
Location of site's main water source	Off-site (>10 mn)	Total number functioning toilets	0
Liters of water per person per day	5 - 10 ltr	Separate male/female toilets	No
Main problems with drinking water	None	Separate male/female bathing areas	No

FOOD			
Access to food	No	Frequency of food distribution	Never
Access to market	No	Supplementary feeding for pregnant/lactant mothers?	No
Most common source for obtaining food	Cultivated	Supplementary feeding for children?	No

PROTECTION			
Security provided on-site	Yes	GBV referral mechanism in place	No
Main security provider	Self organized	Number of women friendly spaces	0
Most common type of security incident	None	Number of child friendly spaces	0
Most common type of GBV incident	None	Most reported problem in receiving support	None

EDUCATION		LIVELIHOOD	
Location of nearest education facility	None	Number of families with source of income	12
% children going to school	None	Access to income generating activities	Yes

COMMUNICATION			
Main source for obtaining information	Local leader/Community leader	Main topic of information requested	Safety and Security



<b>Site ID</b>	<b>BO_S187</b>
<b>Site Type</b>	Collective Settlement/Centre
<b>Site Classification</b>	Spontaneous
<b>Site Open Date</b>	4-Oct-14
<b>Admin 1</b>	BORNO
<b>Admin 2</b>	MAIDUGURI M. C.
<b>Admin 3</b>	BOLORI II
<b>Latitude</b>	11.873160
<b>Longitude</b>	13.140440

**19**  
Households (HH)

**107**  
Individuals

**Round 19**  
24 September 2017

### DEMOGRAPHICS

Age/Sex	<1 year	1-5 years	6-17 years	18-59 years	>60 years	Total
Male	5	9	21	10	6	51
Female	5	9	26	10	6	56
<b>Total</b>	<b>10</b>	<b>18</b>	<b>47</b>	<b>20</b>	<b>12</b>	<b>107</b>

### VULNERABLE GROUPS

Pregnant Women	4	3.7%
Breastfeeding Mothers	8	7.5%
Persons with Physical Disabilities	0	0.0%
Persons with Mental Disabilities	0	0.0%
Single Female Headed Households	6	5.6%
Single Male Headed Households	3	2.8%
Older Persons	12	11.2%
<b>Total</b>	<b>33</b>	<b>30.8%</b>

### MOBILITY

Place of Origin of Largest IDP Group	BORNO	MARTE	MARTE
Place of Origin of 2nd Largest IDP Group	BORNO	BAMA	KASUGULA
Area of intended return for Largest IDP Group	Place of origin		
Barriers to return home for Largest IDP Group	Lack of safety		

### SITE MANAGEMENT AGENCY (SMA)

Type of SMA	NULL	Agency Name	NULL
SMA Contact Name	NULL	Phone Number	NULL

### SERVICES

#### SHELTER

% families living outside (no shelter)	None	Most needed NFIs	Blankets/Mats
% families living in emergency shelter	None	% HHs with mosquito nets	<75%
% families living in makeshift shelter	None	% HHs with access to safe cooking facilities	None
% families living indoors (solid walls)	>75%	% HHs with access to electricity	None

#### HEALTH

Location of health facilities/services	On-site (<3 km)	Access to health facility/services	Yes
Health facilities/services provider	Government	Most prevalent health problems	Cough

#### WASH

Location of site's main water source	On-site (<10 mn)	Total number functioning toilets	2
Liters of water per person per day	10 - 15 ltr	Separate male/female toilets	No
Main problems with drinking water	Taste	Separate male/female bathing areas	No

#### FOOD

Access to food	Yes, on site	Frequency of food distribution	Irregular
Access to market	Yes	Supplementary feeding for pregnant/lactant mothers?	No
Most common source for obtaining food	Cash	Supplementary feeding for children?	Yes

#### PROTECTION

Security provided on-site	Yes	GBV referral mechanism in place	No
Main security provider	Police	Number of women friendly spaces	0
Most common type of security incident	None	Number of child friendly spaces	0
Most common type of GBV incident	None	Most reported problem in receiving support	lon-affected groups are given humanitarian assistance

#### EDUCATION

Location of nearest education facility	Off-site
% children going to school	<25%

#### LIVELIHOOD

Number of families with source of income	19
Access to income generating activities	Yes

#### COMMUNICATION

Main source for obtaining information	Friends, neighbors and family	Main topic of information requested	Access to services
---------------------------------------	-------------------------------	-------------------------------------	--------------------



**12**  
Households (HH)

**72**  
Individuals

**Round 19**  
24 September 2017

<b>Site ID</b>	<b>BO_S188</b>
<b>Site Type</b>	Collective Settlement/Centre
<b>Site Classification</b>	Spontaneous
<b>Site Open Date</b>	4-Oct-14
<b>Admin 1</b>	BORNO
<b>Admin 2</b>	MAIDUGURI M. C.
<b>Admin 3</b>	BOLORI II
<b>Latitude</b>	11.873860
<b>Longitude</b>	13.139880

### DEMOGRAPHICS

Age/Sex	<1 year	1-5 years	6-17 years	18-59 years	>60 years	Total
Male	4	6	10	11	1	32
Female	5	8	16	11	0	40
<b>Total</b>	<b>9</b>	<b>14</b>	<b>26</b>	<b>22</b>	<b>1</b>	<b>72</b>

### VULNERABLE GROUPS

Pregnant Women	1	1.4%
Breastfeeding Mothers	10	13.9%
Persons with Physical Disabilities	0	0.0%
Persons with Mental Disabilities	0	0.0%
Single Female Headed Households	0	0.0%
Single Male Headed Households	0	0.0%
Older Persons	1	1.4%
<b>Total</b>	<b>12</b>	<b>16.7%</b>

### MOBILITY

Place of Origin of Largest IDP Group	BORNO	BAMA	SHEHURI / HAUSARI / MAIRI
Place of Origin of 2nd Largest IDP Group	NULL	NULL	NULL
Area of intended return for Largest IDP Group	Place of origin		
Barriers to return home for Largest IDP Group	Lack of safety		

### SITE MANAGEMENT AGENCY (SMA)

Type of SMA	NULL	Agency Name	NULL
SMA Contact Name	NULL	Phone Number	NULL

### SERVICES

#### SHELTER

% families living outside (no shelter)	None	Most needed NFIs	Blankets/Mats
% families living in emergency shelter	None	% HHs with mosquito nets	>75%
% families living in makeshift shelter	None	% HHs with access to safe cooking facilities	None
% families living indoors (solid walls)	>75%	% HHs with access to electricity	None

#### HEALTH

Location of health facilities/services	Off-site (<3 km)	Access to health facility/services	Yes
Health facilities/services provider	Government	Most prevalent health problems	Malaria

#### WASH

Location of site's main water source	Off-site (>10 mn)	Total number functioning toilets	3
Liters of water per person per day	10 - 15 ltr	Separate male/female toilets	No
Main problems with drinking water	None	Separate male/female bathing areas	No

#### FOOD

Access to food	Yes, on site	Frequency of food distribution	Irregular
Access to market	Yes	Supplementary feeding for pregnant/lactant mothers?	No
Most common source for obtaining food	Cash	Supplementary feeding for children?	No

#### PROTECTION

Security provided on-site	Yes	GBV referral mechanism in place	No
Main security provider	Self organized	Number of women friendly spaces	0
Most common type of security incident	None	Number of child friendly spaces	0
Most common type of GBV incident	Domestic violence	Most reported problem in receiving support	None

#### EDUCATION

Location of nearest education facility	On-site	Number of families with source of income	12
% children going to school	<25%	Access to income generating activities	Yes

#### COMMUNICATION

Main source for obtaining information	Friends, neighbors and family	Main topic of information requested	Distribution
---------------------------------------	-------------------------------	-------------------------------------	--------------



# ADMIN BLOCK

Site Profile

DTM

Nigeria



**233**  
Households (HH)

**1258**  
Individuals

**Round 19**  
24 September 2017

### DEMOGRAPHICS

Age/Sex	<1 year	1-5 years	6-17 years	18-59 years	>60 years	Total
Male	28	108	201	244	32	613
Female	26	110	238	246	25	645
<b>Total</b>	<b>54</b>	<b>218</b>	<b>439</b>	<b>490</b>	<b>57</b>	<b>1,258</b>

### VULNERABLE GROUPS

Pregnant Women	38	3.0%
Breastfeeding Mothers	61	4.8%
Persons with Physical Disabilities	4	0.3%
Persons with Mental Disabilities	0	0.0%
Single Female Headed Households	3	0.2%
Single Male Headed Households	0	0.0%
Older Persons	57	4.5%
<b>Total</b>	<b>163</b>	<b>13.0%</b>

<b>Site ID</b>	<b>BO_S190</b>
<b>Site Type</b>	Camp
<b>Site Classification</b>	Spontaneous
<b>Site Open Date</b>	NULL
<b>Admin 1</b>	BORNO
<b>Admin 2</b>	MAGUMERI
<b>Admin 3</b>	GAJI GANNA I
<b>Latitude</b>	12.258370
<b>Longitude</b>	13.106680

### MOBILITY

Place of Origin of Largest IDP Group	BORNO	MONGUNO	MOFIO
Place of Origin of 2nd Largest IDP Group	BORNO	MONGUNO	NULL
Area of intended return for Largest IDP Group	Place of origin		
Barriers to return home for Largest IDP Group	Lack of safety		

### SITE MANAGEMENT AGENCY (SMA)

Type of SMA	NULL	Agency Name	NULL
SMA Contact Name	NULL	Phone Number	NULL

### SERVICES

#### SHELTER

% families living outside (no shelter)	None	Most needed NFIs	Kitchen sets
% families living in emergency shelter	None	% HHs with mosquito nets	<25%
% families living in makeshift shelter	>75%	% HHs with access to safe cooking facilities	None
% families living indoors (solid walls)	<25%	% HHs with access to electricity	None

#### HEALTH

Location of health facilities/services	On-site (<3 km)	Access to health facility/services	Yes
Health facilities/services provider	INGO	Most prevalent health problems	Malaria

#### WASH

Location of site's main water source	On-site (<10 mn)	Total number functioning toilets	0
Liters of water per person per day	10 - 15 ltr	Separate male/female toilets	No
Main problems with drinking water	Odor/smell	Separate male/female bathing areas	No

#### FOOD

Access to food	Yes, on site	Frequency of food distribution	Irregular
Access to market	Yes	Supplementary feeding for pregnant/lactant mothers?	Yes
Most common source for obtaining food	Distribution	Supplementary feeding for children?	Yes

#### PROTECTION

Security provided on-site	Yes	GBV referral mechanism in place	No
Main security provider	Self organized	Number of women friendly spaces	0
Most common type of security incident	None	Number of child friendly spaces	0
Most common type of GBV incident	None	Most reported problem in receiving support	Not enough assistance for all entitled

#### EDUCATION

Location of nearest education facility	None	Number of families with source of income	0
% children going to school	None	Access to income generating activities	Yes

#### COMMUNICATION

Main source for obtaining information	Military official	Main topic of information requested	Other relief assistance
---------------------------------------	-------------------	-------------------------------------	-------------------------



# CENTRAL PRIMARY SCHOOL

Site Profile

DTM

Nigeria



104

Households (HH)

521

Individuals

Round 19

24 September 2017

## DEMOGRAPHICS

Age/Sex	<1 year	1-5 years	6-17 years	18-59 years	>60 years	Total
Male	20	60	42	94	3	219
Female	31	91	71	107	2	302
<b>Total</b>	<b>51</b>	<b>151</b>	<b>113</b>	<b>201</b>	<b>5</b>	<b>521</b>

<b>Site ID</b>	<b>BO_S191</b>
<b>Site Type</b>	Collective Settlement/Centre
<b>Site Classification</b>	Spontaneous
<b>Site Open Date</b>	NULL
<b>Admin 1</b>	BORNO
<b>Admin 2</b>	MAGUMERI
<b>Admin 3</b>	GAJI GANNA I
<b>Latitude</b>	12.251080
<b>Longitude</b>	13.103780

## VULNERABLE GROUPS

Pregnant Women	30	5.8%
Breastfeeding Mothers	65	12.5%
Persons with Physical Disabilities	2	0.4%
Persons with Mental Disabilities	0	0.0%
Single Female Headed Households	0	0.0%
Single Male Headed Households	0	0.0%
Older Persons	5	1.0%
<b>Total</b>	<b>102</b>	<b>19.6%</b>

## MOBILITY

Place of Origin of Largest IDP Group	BORNO	NGANZAI	MIYE
Place of Origin of 2nd Largest IDP Group	BORNO	MONGUNO	DAMAKULI
Area of intended return for Largest IDP Group	Place of origin		
Barriers to return home for Largest IDP Group	Lack of safety		

## SITE MANAGEMENT AGENCY (SMA)

Type of SMA	NULL	Agency Name	NULL
SMA Contact Name	NULL	Phone Number	NULL

## SERVICES

### SHELTER

% families living outside (no shelter)	None	Most needed NFIs	Blankets/Mats
% families living in emergency shelter	None	% HHs with mosquito nets	<25%
% families living in makeshift shelter	<50%	% HHs with access to safe cooking facilities	None
% families living indoors (solid walls)	<75%	% HHs with access to electricity	None

### HEALTH

Location of health facilities/services	Off-site (<3 km)	Access to health facility/services	Yes
Health facilities/services provider	INGO	Most prevalent health problems	Cough

### WASH

Location of site's main water source	Off-site (<10 mn)	Total number functioning toilets	0
Liters of water per person per day	10 - 15 ltr	Separate male/female toilets	No
Main problems with drinking water	Odor/smell	Separate male/female bathing areas	No

### FOOD

Access to food	Yes, on site	Frequency of food distribution	Irregular
Access to market	Yes	Supplementary feeding for pregnant/lactant mothers?	Yes
Most common source for obtaining food	Distribution	Supplementary feeding for children?	Yes

### PROTECTION

Security provided on-site	Yes	GBV referral mechanism in place	No
Main security provider	Self organized	Number of women friendly spaces	0
Most common type of security incident	None	Number of child friendly spaces	0
Most common type of GBV incident	None	Most reported problem in receiving support	Not enough assistance for all entitled

### EDUCATION

Location of nearest education facility	None	Number of families with source of income	0
% children going to school	None	Access to income generating activities	Yes

### COMMUNICATION

Main source for obtaining information	Military official	Main topic of information requested	Other relief assistance
---------------------------------------	-------------------	-------------------------------------	-------------------------



# GGSS QUARTERS

Site Profile

DTM

Nigeria



**224**  
Households (HH)

**1211**  
Individuals

**Round 19**  
24 September 2017

### DEMOGRAPHICS

Age/Sex	<1 year	1-5 years	6-17 years	18-59 years	>60 years	Total
Male	52	180	221	242	33	728
Female	57	123	126	158	19	483
<b>Total</b>	<b>109</b>	<b>303</b>	<b>347</b>	<b>400</b>	<b>52</b>	<b>1,211</b>

### VULNERABLE GROUPS

Pregnant Women	32	2.6%
Breastfeeding Mothers	138	11.4%
Persons with Physical Disabilities	8	0.7%
Persons with Mental Disabilities	0	0.0%
Single Female Headed Households	21	1.7%
Single Male Headed Households	3	0.2%
Older Persons	52	4.3%
<b>Total</b>	<b>254</b>	<b>21.0%</b>

<b>Site ID</b>	<b>BO_S192</b>
<b>Site Type</b>	Collective Settlement/Centre
<b>Site Classification</b>	Spontaneous
<b>Site Open Date</b>	21-Aug-16
<b>Admin 1</b>	BORNO
<b>Admin 2</b>	MAGUMERI
<b>Admin 3</b>	GAJI GANNA I
<b>Latitude</b>	12.253950
<b>Longitude</b>	13.099070

### MOBILITY

Place of Origin of Largest IDP Group	BORNO	MONGUNO	MOFIO
Place of Origin of 2nd Largest IDP Group	BORNO	MARTE	MARTE
Area of intended return for Largest IDP Group	Place of origin		
Barriers to return home for Largest IDP Group	Lack of safety		

### SITE MANAGEMENT AGENCY (SMA)

Type of SMA	NULL	Agency Name	NULL
SMA Contact Name	NULL	Phone Number	NULL

### SERVICES

#### SHELTER

% families living outside (no shelter)	None	Most needed NFIs	Kitchen sets
% families living in emergency shelter	None	% HHs with mosquito nets	<25%
% families living in makeshift shelter	<50%	% HHs with access to safe cooking facilities	None
% families living indoors (solid walls)	<75%	% HHs with access to electricity	None

#### HEALTH

Location of health facilities/services	On-site (<3 km)	Access to health facility/services	Yes
Health facilities/services provider	INGO	Most prevalent health problems	Malaria

#### WASH

Location of site's main water source	On-site (<10 mn)	Total number functioning toilets	0
Liters of water per person per day	10 - 15 ltr	Separate male/female toilets	No
Main problems with drinking water	Odor/smell	Separate male/female bathing areas	No

#### FOOD

Access to food	Yes, on site	Frequency of food distribution	Irregular
Access to market	Yes	Supplementary feeding for pregnant/lactant mothers?	Yes
Most common source for obtaining food	Distribution	Supplementary feeding for children?	Yes

#### PROTECTION

Security provided on-site	Yes	GBV referral mechanism in place	No
Main security provider	Self organized	Number of women friendly spaces	0
Most common type of security incident	None	Number of child friendly spaces	0
Most common type of GBV incident	None	Most reported problem in receiving support	Not enough assistance for all entitled

#### EDUCATION

Location of nearest education facility	None	Number of families with source of income	0
% children going to school	None	Access to income generating activities	Yes

#### COMMUNICATION

Main source for obtaining information	Military official	Main topic of information requested	Other relief assistance
---------------------------------------	-------------------	-------------------------------------	-------------------------





# FULATARI LAMIDO CAMP

Site Profile

DTM

Nigeria



109

Households (HH)

546

Individuals

Round 19

24 September 2017

## DEMOGRAPHICS

Age/Sex	<1 year	1-5 years	6-17 years	18-59 years	>60 years	Total
Male	18	48	81	99	10	256
Female	24	56	84	115	11	290
<b>Total</b>	<b>42</b>	<b>104</b>	<b>165</b>	<b>214</b>	<b>21</b>	<b>546</b>

<b>Site ID</b>	<b>BO_S193</b>
<b>Site Type</b>	Collective Settlement/Centre
<b>Site Classification</b>	Spontaneous
<b>Site Open Date</b>	6-Jan-17
<b>Admin 1</b>	BORNO
<b>Admin 2</b>	KAGA
<b>Admin 3</b>	BENISHEIKH
<b>Latitude</b>	11.810740
<b>Longitude</b>	12.484850

## VULNERABLE GROUPS

Pregnant Women	9	1.6%
Breastfeeding Mothers	48	8.8%
Persons with Physical Disabilities	0	0.0%
Persons with Mental Disabilities	0	0.0%
Single Female Headed Households	12	2.2%
Single Male Headed Households	6	1.1%
Older Persons	21	3.8%
<b>Total</b>	<b>96</b>	<b>17.6%</b>

## MOBILITY

Place of Origin of Largest IDP Group	BORNO	KAGA	BENISHEIKH
Place of Origin of 2nd Largest IDP Group	BORNO	KAGA	BENISHEIKH
Area of intended return for Largest IDP Group	Place of origin		
Barriers to return home for Largest IDP Group	Lack of safety		

## SITE MANAGEMENT AGENCY (SMA)

Type of SMA	NULL	Agency Name	NULL
SMA Contact Name	NULL	Phone Number	NULL

## SERVICES

### SHELTER

% families living outside (no shelter)	None	Most needed NFIs	Blankets/Mats
% families living in emergency shelter	>75%	% HHs with mosquito nets	<50%
% families living in makeshift shelter	<25%	% HHs with access to safe cooking facilities	<75%
% families living indoors (solid walls)	None	% HHs with access to electricity	None

### HEALTH

Location of health facilities/services	Off-site (<3 km)	Access to health facility/services	Yes
Health facilities/services provider	INGO	Most prevalent health problems	Malaria

### WASH

Location of site's main water source	On-site (<10 mn)	Total number functioning toilets	16
Liters of water per person per day	10 - 15 ltr	Separate male/female toilets	Yes
Main problems with drinking water	None	Separate male/female bathing areas	Yes

### FOOD

Access to food	Yes, on site	Frequency of food distribution	Irregular
Access to market	Yes	Supplementary feeding for pregnant/lactant mothers?	No
Most common source for obtaining food	Cash	Supplementary feeding for children?	No

### PROTECTION

Security provided on-site	Yes	GBV referral mechanism in place	Yes
Main security provider	Self organized	Number of women friendly spaces	0
Most common type of security incident	None	Number of child friendly spaces	0
Most common type of GBV incident	None	Most reported problem in receiving support	Not enough assistance for all entitled

### EDUCATION

Location of nearest education facility	Off-site	Number of families with source of income	0
% children going to school	<25%	Access to income generating activities	Yes

### COMMUNICATION

Main source for obtaining information	Local leader/Community leader	Main topic of information requested	Situation in areas of origin
---------------------------------------	-------------------------------	-------------------------------------	------------------------------



# MUNA KORI BULA YALAYE

Site Profile

DTM

Nigeria



115

Households (HH)

661

Individuals

Round 19

24 September 2017

## DEMOGRAPHICS

Age/Sex	<1 year	1-5 years	6-17 years	18-59 years	>60 years	Total
Male	10	52	90	129	14	295
Female	12	63	111	159	21	366
<b>Total</b>	<b>22</b>	<b>115</b>	<b>201</b>	<b>288</b>	<b>35</b>	<b>661</b>

## VULNERABLE GROUPS

Pregnant Women	19	2.9%
Breastfeeding Mothers	68	10.3%
Persons with Physical Disabilities	2	0.3%
Persons with Mental Disabilities	5	0.8%
Single Female Headed Households	20	3.0%
Single Male Headed Households	2	0.3%
Older Persons	35	5.3%
<b>Total</b>	<b>151</b>	<b>22.8%</b>

<b>Site ID</b>	<b>BO_S195</b>
<b>Site Type</b>	Collective Settlement/Centre
<b>Site Classification</b>	Spontaneous
<b>Site Open Date</b>	1-Apr-16
<b>Admin 1</b>	BORNO
<b>Admin 2</b>	JERE
<b>Admin 3</b>	DUSUMAN
<b>Latitude</b>	11.869460
<b>Longitude</b>	13.241080

## MOBILITY

Place of Origin of Largest IDP Group	BORNO	BAMA	GULUMBA / JUJKURI / BATRA
Place of Origin of 2nd Largest IDP Group	BORNO	MAFA	MAFA
Area of intended return for Largest IDP Group	Place of origin		
Barriers to return home for Largest IDP Group	House damaged/destroyed		

## SITE MANAGEMENT AGENCY (SMA)

Type of SMA	NULL	Agency Name	NULL
SMA Contact Name	NULL	Phone Number	NULL

## SERVICES

### SHELTER

% families living outside (no shelter)	None	Most needed NFIs	Mosquito nets
% families living in emergency shelter	<50%	% HHs with mosquito nets	<25%
% families living in makeshift shelter	<75%	% HHs with access to safe cooking facilities	<25%
% families living indoors (solid walls)	None	% HHs with access to electricity	None

### HEALTH

Location of health facilities/services	On-site (<3 km)	Access to health facility/services	Yes
Health facilities/services provider	INGO	Most prevalent health problems	Malaria

### WASH

Location of site's main water source	Off-site (<10 mn)	Total number functioning toilets	6
Liters of water per person per day	10 - 15 ltr	Separate male/female toilets	Yes
Main problems with drinking water	None	Separate male/female bathing areas	Yes

### FOOD

Access to food	Yes, on site	Frequency of food distribution	Once a month
Access to market	Yes	Supplementary feeding for pregnant/lactant mothers?	No
Most common source for obtaining food	Distribution	Supplementary feeding for children?	No

### PROTECTION

Security provided on-site	Yes	GBV referral mechanism in place	No
Main security provider	Self organized	Number of women friendly spaces	0
Most common type of security incident	None	Number of child friendly spaces	0
Most common type of GBV incident	None	Most reported problem in receiving support	None

### EDUCATION

Location of nearest education facility	Off-site	Number of families with source of income	50
% children going to school	<25%	Access to income generating activities	Yes

### COMMUNICATION

Main source for obtaining information	Local leader/Community leader	Main topic of information requested	Situation in areas of origin
---------------------------------------	-------------------------------	-------------------------------------	------------------------------

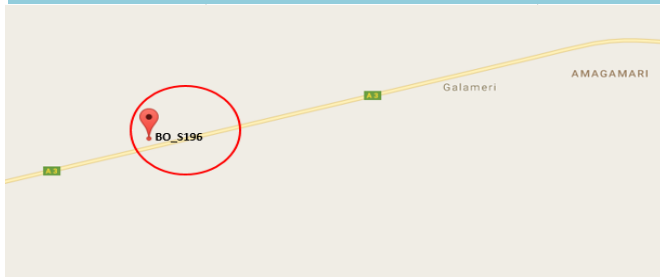


# CUSTOM HOUSE 2

Site Profile

DTM

Nigeria



595

Households (HH)

3579

Individuals

Round 19

24 September 2017

<b>Site ID</b>	<b>BO_S196</b>
<b>Site Type</b>	Collective Settlement/Centre
<b>Site Classification</b>	Spontaneous
<b>Site Open Date</b>	3-Mar-16
<b>Admin 1</b>	BORNO
<b>Admin 2</b>	JERE
<b>Admin 3</b>	DUSUMAN
<b>Latitude</b>	11.877030
<b>Longitude</b>	13.278140

### DEMOGRAPHICS

Age/Sex	<1 year	1-5 years	6-17 years	18-59 years	>60 years	Total
Male	68	358	480	611	96	1,613
Female	81	432	609	726	118	1,966
<b>Total</b>	<b>149</b>	<b>790</b>	<b>1,089</b>	<b>1,337</b>	<b>214</b>	<b>3,579</b>

### VULNERABLE GROUPS

Pregnant Women	73	2.0%
Breastfeeding Mothers	169	4.7%
Persons with Physical Disabilities	10	0.3%
Persons with Mental Disabilities	2	0.1%
Single Female Headed Households	85	2.4%
Single Male Headed Households	10	0.3%
Older Persons	214	6.0%
<b>Total</b>	<b>563</b>	<b>15.7%</b>

### MOBILITY

Place of Origin of Largest IDP Group	BORNO	MAFA	NULL
Place of Origin of 2nd Largest IDP Group	BORNO	MAFA	NULL
Area of intended return for Largest IDP Group	Place of origin		
Barriers to return home for Largest IDP Group	House damaged/destroyed		

### SITE MANAGEMENT AGENCY (SMA)

Type of SMA	NULL	Agency Name	NULL
SMA Contact Name	NULL	Phone Number	NULL

### SERVICES

#### SHELTER

% families living outside (no shelter)	None	Most needed NFIs	Blankets/Mats
% families living in emergency shelter	None	% HHs with mosquito nets	<75%
% families living in makeshift shelter	>75%	% HHs with access to safe cooking facilities	<50%
% families living indoors (solid walls)	<25%	% HHs with access to electricity	None

#### HEALTH

Location of health facilities/services	On-site (<3 km)	Access to health facility/services	Yes
Health facilities/services provider	INGO	Most prevalent health problems	Cough

#### WASH

Location of site's main water source	On-site (<10 mn)	Total number functioning toilets	65
Liters of water per person per day	10 - 15 ltr	Separate male/female toilets	Yes
Main problems with drinking water	None	Separate male/female bathing areas	No

#### FOOD

Access to food	Yes, on site	Frequency of food distribution	Once a week
Access to market	Yes	Supplementary feeding for pregnant/lactant mothers?	No
Most common source for obtaining food	Cash	Supplementary feeding for children?	No

#### PROTECTION

Security provided on-site	Yes	GBV referral mechanism in place	No
Main security provider	Self organized	Number of women friendly spaces	0
Most common type of security incident	None	Number of child friendly spaces	0
Most common type of GBV incident	None	Most reported problem in receiving support	None

#### EDUCATION

Location of nearest education facility	On-site	Number of families with source of income	52
% children going to school	<50%	Access to income generating activities	Yes

#### COMMUNICATION

Main source for obtaining information	Friends, neighbors and family	Main topic of information requested	Distribution
---------------------------------------	-------------------------------	-------------------------------------	--------------

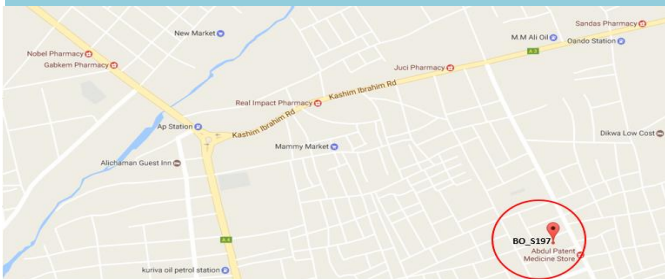


# ALHAJI ADAM HOUSE 2

Site Profile

DTM

Nigeria



31

Households (HH)

161

Individuals

Round 19

24 September 2017

### DEMOGRAPHICS

Age/Sex	<1 year	1-5 years	6-17 years	18-59 years	>60 years	Total
Male	6	17	29	26	7	85
Female	7	21	26	14	8	76
<b>Total</b>	<b>13</b>	<b>38</b>	<b>55</b>	<b>40</b>	<b>15</b>	<b>161</b>

### VULNERABLE GROUPS

Pregnant Women	2	1.2%
Breastfeeding Mothers	14	8.7%
Persons with Physical Disabilities	1	0.6%
Persons with Mental Disabilities	0	0.0%
Single Female Headed Households	3	1.9%
Single Male Headed Households	0	0.0%
Older Persons	15	9.3%
<b>Total</b>	<b>35</b>	<b>21.7%</b>

<b>Site ID</b>	<b>BO_S197</b>
<b>Site Type</b>	Collective Settlement/Centre
<b>Site Classification</b>	Spontaneous
<b>Site Open Date</b>	1-Jan-15
<b>Admin 1</b>	BORNO
<b>Admin 2</b>	JERE
<b>Admin 3</b>	MASHAMARI
<b>Latitude</b>	11.844180
<b>Longitude</b>	13.186120

### MOBILITY

Place of Origin of Largest IDP Group	BORNO	MAFA	LOSKURI
Place of Origin of 2nd Largest IDP Group	BORNO	MARTE	MARTE
Area of intended return for Largest IDP Group	Place of origin		
Barriers to return home for Largest IDP Group	Lack of safety		

### SITE MANAGEMENT AGENCY (SMA)

Type of SMA	NULL	Agency Name	NULL
SMA Contact Name	NULL	Phone Number	NULL

### SERVICES

SHELTER			
% families living outside (no shelter)	<25%	Most needed NFIs	Blankets/Mats
% families living in emergency shelter	None	% HHs with mosquito nets	<25%
% families living in makeshift shelter	>75%	% HHs with access to safe cooking facilities	None
% families living indoors (solid walls)	None	% HHs with access to electricity	None

HEALTH			
Location of health facilities/services	Off-site (<3 km)	Access to health facility/services	Yes
Health facilities/services provider	Government	Most prevalent health problems	Malaria

WASH			
Location of site's main water source	Off-site (>10 mn)	Total number functioning toilets	2
Liters of water per person per day	10 - 15 ltr	Separate male/female toilets	No
Main problems with drinking water	None	Separate male/female bathing areas	No

FOOD			
Access to food	Yes, off site	Frequency of food distribution	Irregular
Access to market	Yes	Supplementary feeding for pregnant/lactant mothers?	No
Most common source for obtaining food	Cash	Supplementary feeding for children?	No

PROTECTION			
Security provided on-site	No	GBV referral mechanism in place	No
Main security provider	None	Number of women friendly spaces	0
Most common type of security incident	None	Number of child friendly spaces	0
Most common type of GBV incident	None	Most reported problem in receiving support	None

EDUCATION		LIVELIHOOD	
Location of nearest education facility	On-site	Number of families with source of income	20
% children going to school	<50%	Access to income generating activities	Yes

COMMUNICATION			
Main source for obtaining information	Local leader/Community leader	Main topic of information requested	Distribution

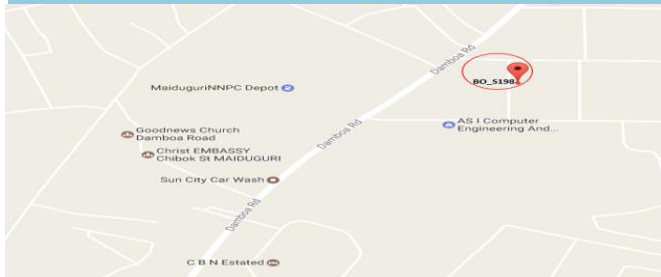


# MUSINE

Site Profile

DTM

Nigeria



**33**  
Households (HH)

**160**  
Individuals

**Round 19**  
24 September 2017

### DEMOGRAPHICS

Age/Sex	<1 year	1-5 years	6-17 years	18-59 years	>60 years	Total
Male	9	10	28	17	13	77
Female	10	11	31	20	11	83
<b>Total</b>	<b>19</b>	<b>21</b>	<b>59</b>	<b>37</b>	<b>24</b>	<b>160</b>

### VULNERABLE GROUPS

Pregnant Women	10	6.3%
Breastfeeding Mothers	26	16.3%
Persons with Physical Disabilities	1	0.6%
Persons with Mental Disabilities	0	0.0%
Single Female Headed Households	16	10.0%
Single Male Headed Households	2	1.3%
Older Persons	24	15.0%
<b>Total</b>	<b>79</b>	<b>49.4%</b>

<b>Site ID</b>	<b>BO_S198</b>
<b>Site Type</b>	Camp
<b>Site Classification</b>	Spontaneous
<b>Site Open Date</b>	NULL
<b>Admin 1</b>	BORNO
<b>Admin 2</b>	MAIDUGURI M. C.
<b>Admin 3</b>	MAISANDARI
<b>Latitude</b>	11.801440
<b>Longitude</b>	13.134910

### MOBILITY

Place of Origin of Largest IDP Group	BORNO	JERE	MAIRI
Place of Origin of 2nd Largest IDP Group	BORNO	DAMBOA	DAMBOA
Area of intended return for Largest IDP Group	Place of origin		
Barriers to return home for Largest IDP Group	Lack of safety		

### SITE MANAGEMENT AGENCY (SMA)

Type of SMA	NULL	Agency Name	NULL
SMA Contact Name	NULL	Phone Number	NULL

### SERVICES

SHELTER			
% families living outside (no shelter)	None	Most needed NFIs	Blankets/Mats
% families living in emergency shelter	None	% HHs with mosquito nets	<50%
% families living in makeshift shelter	>75%	% HHs with access to safe cooking facilities	<75%
% families living indoors (solid walls)	None	% HHs with access to electricity	None

HEALTH			
Location of health facilities/services	Off-site (<3 km)	Access to health facility/services	Yes
Health facilities/services provider	INGO	Most prevalent health problems	Malaria

WASH			
Location of site's main water source	Off-site (<10 mn)	Total number functioning toilets	8
Liters of water per person per day	>15 ltr	Separate male/female toilets	No
Main problems with drinking water	None	Separate male/female bathing areas	No

FOOD			
Access to food	Yes, on site	Frequency of food distribution	Irregular
Access to market	No	Supplementary feeding for pregnant/lactant mothers?	No
Most common source for obtaining food	Distribution	Supplementary feeding for children?	Yes

PROTECTION			
Security provided on-site	Yes	GBV referral mechanism in place	Yes
Main security provider	Self organized	Number of women friendly spaces	0
Most common type of security incident	None	Number of child friendly spaces	0
Most common type of GBV incident	None	Most reported problem in receiving support	Not enough assistance for all entitled

EDUCATION		LIVELIHOOD	
Location of nearest education facility	Off-site	Number of families with source of income	29
% children going to school	<50%	Access to income generating activities	Yes

COMMUNICATION			
Main source for obtaining information	Local leader/Community leader	Main topic of information requested	Registration



# KURU CAMP

Site Profile

DTM

Nigeria

50

Households (HH)

240

Individuals

Round 19

24 September 2017



<b>Site ID</b>	<b>BO_S199</b>
<b>Site Type</b>	Collective Settlement/Centre
<b>Site Classification</b>	Spontaneous
<b>Site Open Date</b>	NULL
<b>Admin 1</b>	BORNO
<b>Admin 2</b>	MAIDUGURI M. C.
<b>Admin 3</b>	MAISANDARI
<b>Latitude</b>	11.799390
<b>Longitude</b>	13.136180

DEMOGRAPHICS						
Age/Sex	<1 year	1-5 years	6-17 years	18-59 years	>60 years	Total
Male	3	24	48	22	12	109
Female	6	23	57	29	16	131
<b>Total</b>	<b>9</b>	<b>47</b>	<b>105</b>	<b>51</b>	<b>28</b>	<b>240</b>

VULNERABLE GROUPS		
Pregnant Women	7	2.9%
Breastfeeding Mothers	40	16.7%
Persons with Physical Disabilities	0	0.0%
Persons with Mental Disabilities	0	0.0%
Single Female Headed Households	14	5.8%
Single Male Headed Households	2	0.8%
Older Persons	28	11.7%
<b>Total</b>	<b>91</b>	<b>37.9%</b>

MOBILITY			
Place of Origin of Largest IDP Group	BORNO	KONDUGA	NYALERI/SANDIA/YEJIWA
Place of Origin of 2nd Largest IDP Group	BORNO	DAMBOA	KAFA / MAFI
Area of intended return for Largest IDP Group	Place of origin		
Barriers to return home for Largest IDP Group	Lack of safety		

SITE MANAGEMENT AGENCY (SMA)			
Type of SMA	NULL	Agency Name	NULL
SMA Contact Name	NULL	Phone Number	NULL

SERVICES			
<b>SHELTER</b>			
% families living outside (no shelter)	None	Most needed NFIs	Mosquito nets
% families living in emergency shelter	<25%	% HHs with mosquito nets	<75%
% families living in makeshift shelter	>75%	% HHs with access to safe cooking facilities	<75%
% families living indoors (solid walls)	<25%	% HHs with access to electricity	<50%

HEALTH			
Location of health facilities/services	On-site (<3 km)	Access to health facility/services	Yes
Health facilities/services provider	INGO	Most prevalent health problems	Fever

WASH			
Location of site's main water source	Off-site (<10 mn)	Total number functioning toilets	6
Liters of water per person per day	>15 ltr	Separate male/female toilets	No
Main problems with drinking water	None	Separate male/female bathing areas	Yes

FOOD			
Access to food	Yes, on site	Frequency of food distribution	Irregular
Access to market	No	Supplementary feeding for pregnant/lactant mothers?	No
Most common source for obtaining food	Distribution	Supplementary feeding for children?	Yes

PROTECTION			
Security provided on-site	Yes	GBV referral mechanism in place	Yes
Main security provider	Self organized	Number of women friendly spaces	0
Most common type of security incident	None	Number of child friendly spaces	0
Most common type of GBV incident	None	Most reported problem in receiving support	Not enough assistance for all entitled

EDUCATION		LIVELIHOOD	
Location of nearest education facility	On-site	Number of families with source of income	49
% children going to school	<25%	Access to income generating activities	Yes

COMMUNICATION			
Main source for obtaining information	Friends, neighbors and family	Main topic of information requested	Distribution


**65**

Households (HH)

**329**

Individuals

**Round 19**

24 September 2017

**DEMOGRAPHICS**

Age/Sex	<1 year	1-5 years	6-17 years	18-59 years	>60 years	Total
Male	4	33	46	55	10	148
Female	5	40	56	67	13	181
<b>Total</b>	<b>9</b>	<b>73</b>	<b>102</b>	<b>122</b>	<b>23</b>	<b>329</b>

**VULNERABLE GROUPS**

Pregnant Women	20	6.1%
Breastfeeding Mothers	31	9.4%
Persons with Physical Disabilities	5	1.5%
Persons with Mental Disabilities	3	0.9%
Single Female Headed Households	3	0.9%
Single Male Headed Households	1	0.3%
Older Persons	23	7.0%
<b>Total</b>	<b>86</b>	<b>26.1%</b>

<b>Site ID</b>	<b>BO_S200</b>
<b>Site Type</b>	Collective Settlement/Centre
<b>Site Classification</b>	Spontaneous
<b>Site Open Date</b>	12-Dec-16
<b>Admin 1</b>	BORNO
<b>Admin 2</b>	KONDUGA
<b>Admin 3</b>	DALORI / WANORI
<b>Latitude</b>	11.780660
<b>Longitude</b>	13.214560

**MOBILITY**

Place of Origin of Largest IDP Group	BORNO	BAMA	NULL
Place of Origin of 2nd Largest IDP Group	NULL	NULL	NULL
Area of intended return for Largest IDP Group	Place of origin		
Barriers to return home for Largest IDP Group	Lack of safety		

**SITE MANAGEMENT AGENCY (SMA)**

Type of SMA	NULL	Agency Name	NULL
SMA Contact Name	NULL	Phone Number	NULL

**SERVICES**

SHELTER			
% families living outside (no shelter)	None	Most needed NFIs	Mosquito nets
% families living in emergency shelter	None	% HHs with mosquito nets	<25%
% families living in makeshift shelter	>75%	% HHs with access to safe cooking facilities	<25%
% families living indoors (solid walls)	None	% HHs with access to electricity	None

HEALTH			
Location of health facilities/services	On-site (<3 km)	Access to health facility/services	Yes
Health facilities/services provider	INGO	Most prevalent health problems	Malaria

WASH			
Location of site's main water source	Off-site (<10 mn)	Total number functioning toilets	0
Liters of water per person per day	10 - 15 ltr	Separate male/female toilets	No
Main problems with drinking water	None	Separate male/female bathing areas	No

FOOD			
Access to food	No	Frequency of food distribution	Never
Access to market	No	Supplementary feeding for pregnant/lactant mothers?	No
Most common source for obtaining food	Cultivated	Supplementary feeding for children?	No

PROTECTION			
Security provided on-site	Yes	GBV referral mechanism in place	No
Main security provider	Self organized	Number of women friendly spaces	0
Most common type of security incident	None	Number of child friendly spaces	0
Most common type of GBV incident	None	Most reported problem in receiving support	None

EDUCATION		LIVELIHOOD	
Location of nearest education facility	Off-site	Number of families with source of income	0
% children going to school	<25%	Access to income generating activities	Yes

COMMUNICATION			
Main source for obtaining information	Friends, neighbors and family	Main topic of information requested	Safety and Security

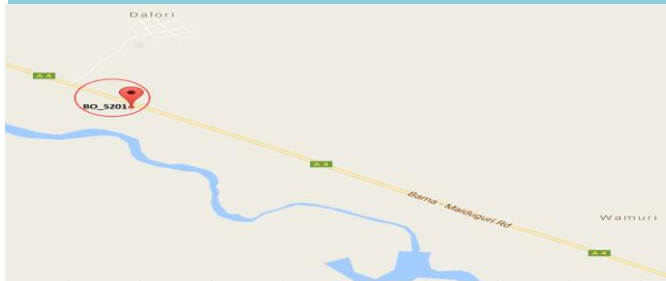


# DALORIMA

Site Profile

DTM

Nigeria



87

Households (HH)

455

Individuals

Round 19

24 September 2017

### DEMOGRAPHICS

Age/Sex	<1 year	1-5 years	6-17 years	18-59 years	>60 years	Total
Male	6	45	64	76	14	205
Female	8	55	78	92	17	250
<b>Total</b>	<b>14</b>	<b>100</b>	<b>142</b>	<b>168</b>	<b>31</b>	<b>455</b>

### VULNERABLE GROUPS

Pregnant Women	28	6.2%
Breastfeeding Mothers	38	8.4%
Persons with Physical Disabilities	6	1.3%
Persons with Mental Disabilities	4	0.9%
Single Female Headed Households	5	1.1%
Single Male Headed Households	2	0.4%
Older Persons	31	6.8%
<b>Total</b>	<b>114</b>	<b>25.1%</b>

<b>Site ID</b>	<b>BO_S201</b>
<b>Site Type</b>	Collective Settlement/Centre
<b>Site Classification</b>	Spontaneous
<b>Site Open Date</b>	NULL
<b>Admin 1</b>	BORNO
<b>Admin 2</b>	KONDUGA
<b>Admin 3</b>	DALORI / WANORI
<b>Latitude</b>	11.748000
<b>Longitude</b>	13.263390

### MOBILITY

Place of Origin of Largest IDP Group	BORNO	JERE	NULL
Place of Origin of 2nd Largest IDP Group	BORNO	KONDUGA	NULL
Area of intended return for Largest IDP Group	Place of origin		
Barriers to return home for Largest IDP Group	Lack of safety		

### SITE MANAGEMENT AGENCY (SMA)

Type of SMA	NULL	Agency Name	NULL
SMA Contact Name	NULL	Phone Number	NULL

### SERVICES

SHELTER			
% families living outside (no shelter)	None	Most needed NFIs	Mosquito nets
% families living in emergency shelter	None	% HHs with mosquito nets	<25%
% families living in makeshift shelter	>75%	% HHs with access to safe cooking facilities	<25%
% families living indoors (solid walls)	<25%	% HHs with access to electricity	<25%

HEALTH			
Location of health facilities/services	On-site (<3 km)	Access to health facility/services	Yes
Health facilities/services provider	INGO	Most prevalent health problems	Malaria

WASH			
Location of site's main water source	Off-site (<10 mn)	Total number functioning toilets	0
Liters of water per person per day	10 - 15 ltr	Separate male/female toilets	No
Main problems with drinking water	None	Separate male/female bathing areas	No

FOOD			
Access to food	Yes, on site	Frequency of food distribution	Once a month
Access to market	No	Supplementary feeding for pregnant/lactant mothers?	Yes
Most common source for obtaining food	Distribution	Supplementary feeding for children?	Yes

PROTECTION			
Security provided on-site	Yes	GBV referral mechanism in place	No
Main security provider	Self organized	Number of women friendly spaces	0
Most common type of security incident	None	Number of child friendly spaces	0
Most common type of GBV incident	None	Most reported problem in receiving support	None

EDUCATION		LIVELIHOOD	
Location of nearest education facility	Off-site	Number of families with source of income	0
% children going to school	<50%	Access to income generating activities	Yes

COMMUNICATION			
Main source for obtaining information	Friends, neighbors and family	Main topic of information requested	Distribution





# FULATARI CAMP

Site Profile

DTM

Nigeria



187

Households (HH)

592

Individuals

Round 19

24 September 2017

### DEMOGRAPHICS

Age/Sex	<1 year	1-5 years	6-17 years	18-59 years	>60 years	Total
Male	17	40	87	111	11	266
Female	20	50	107	135	14	326
<b>Total</b>	<b>37</b>	<b>90</b>	<b>194</b>	<b>246</b>	<b>25</b>	<b>592</b>

### VULNERABLE GROUPS

Pregnant Women	32	5.4%
Breastfeeding Mothers	50	8.4%
Persons with Physical Disabilities	29	4.9%
Persons with Mental Disabilities	2	0.3%
Single Female Headed Households	15	2.5%
Single Male Headed Households	7	1.2%
Older Persons	25	4.2%
<b>Total</b>	<b>160</b>	<b>27.0%</b>

<b>Site ID</b>	<b>BO_S203</b>
<b>Site Type</b>	Camp
<b>Site Classification</b>	Planned
<b>Site Open Date</b>	NULL
<b>Admin 1</b>	BORNO
<b>Admin 2</b>	MONGUNO
<b>Admin 3</b>	MONGUNO
<b>Latitude</b>	12.675350
<b>Longitude</b>	13.601720

### MOBILITY

Place of Origin of Largest IDP Group	BORNO	KUKAWA	NULL
Place of Origin of 2nd Largest IDP Group	BORNO	MARTE	KIRENOWA
Area of intended return for Largest IDP Group	Place of origin		
Barriers to return home for Largest IDP Group	Lack of safety		

### SITE MANAGEMENT AGENCY (SMA)

Type of SMA	NULL	Agency Name	NULL
SMA Contact Name	NULL	Phone Number	NULL

### SERVICES

SHELTER			
% families living outside (no shelter)	None	Most needed NFIs	Mosquito nets
% families living in emergency shelter	>75%	% HHs with mosquito nets	<25%
% families living in makeshift shelter	None	% HHs with access to safe cooking facilities	<25%
% families living indoors (solid walls)	None	% HHs with access to electricity	None

HEALTH			
Location of health facilities/services	On-site (<3 km)	Access to health facility/services	Yes
Health facilities/services provider	INGO	Most prevalent health problems	Malaria

WASH			
Location of site's main water source	Off-site (>10 mn)	Total number functioning toilets	0
Liters of water per person per day	5 - 10 ltr	Separate male/female toilets	No
Main problems with drinking water	None	Separate male/female bathing areas	No

FOOD			
Access to food	Yes, on site	Frequency of food distribution	Irregular
Access to market	Yes	Supplementary feeding for pregnant/lactant mothers?	Yes
Most common source for obtaining food	Distribution	Supplementary feeding for children?	Yes

PROTECTION			
Security provided on-site	Yes	GBV referral mechanism in place	No
Main security provider	Self organized	Number of women friendly spaces	0
Most common type of security incident	None	Number of child friendly spaces	0
Most common type of GBV incident	None	Most reported problem in receiving support	None

EDUCATION		LIVELIHOOD	
Location of nearest education facility	Off-site	Number of families with source of income	10
% children going to school	<25%	Access to income generating activities	Yes

COMMUNICATION			
Main source for obtaining information	Local leader/Community leader	Main topic of information requested	Distribution


**1300**

Households (HH)

**6573**

Individuals

**Round 19**

24 September 2017

<b>Site ID</b>	<b>BO_S204</b>
<b>Site Type</b>	Collective Settlement/Centre
<b>Site Classification</b>	Spontaneous
<b>Site Open Date</b>	NULL
<b>Admin 1</b>	BORNO
<b>Admin 2</b>	MAFA
<b>Admin 3</b>	MAFA
<b>Latitude</b>	11.920330
<b>Longitude</b>	13.591530

**DEMOGRAPHICS**

Age/Sex	<1 year	1-5 years	6-17 years	18-59 years	>60 years	Total
Male	221	526	947	1,073	189	2,956
Female	239	986	1,025	1,162	205	3,617
<b>Total</b>	<b>460</b>	<b>1,512</b>	<b>1,972</b>	<b>2,235</b>	<b>394</b>	<b>6,573</b>

**VULNERABLE GROUPS**

Pregnant Women	324	4.9%
Breastfeeding Mothers	484	7.4%
Persons with Physical Disabilities	0	0.0%
Persons with Mental Disabilities	14	0.2%
Single Female Headed Households	324	4.9%
Single Male Headed Households	481	7.3%
Older Persons	394	6.0%
<b>Total</b>	<b>2021</b>	<b>30.7%</b>

**MOBILITY**

Place of Origin of Largest IDP Group	BORNO	MAFA	MAFA
Place of Origin of 2nd Largest IDP Group	NULL	NULL	NULL
Area of intended return for Largest IDP Group	Place of origin		
Barriers to return home for Largest IDP Group	Lack of safety		

**SITE MANAGEMENT AGENCY (SMA)**

Type of SMA	INGO	Agency Name	N/A
SMA Contact Name	N/A	Phone Number	NULL

**SERVICES**

SHELTER			
% families living outside (no shelter)	None	Most needed NFIs	Bucket/Jerry Can
% families living in emergency shelter	<75%	% HHs with mosquito nets	<25%
% families living in makeshift shelter	<25%	% HHs with access to safe cooking facilities	<25%
% families living indoors (solid walls)	<25%	% HHs with access to electricity	None

**HEALTH**

Location of health facilities/services	On-site (<3 km)	Access to health facility/services	Yes
Health facilities/services provider	INGO	Most prevalent health problems	Diarrhea

**WASH**

Location of site's main water source	On-site (<10 mn)	Total number functioning toilets	0
Liters of water per person per day	5 - 10 ltr	Separate male/female toilets	No
Main problems with drinking water	None	Separate male/female bathing areas	No

**FOOD**

Access to food	Yes, on site	Frequency of food distribution	Irregular
Access to market	Yes	Supplementary feeding for pregnant/lactant mothers?	Yes
Most common source for obtaining food	Cash	Supplementary feeding for children?	Yes

**PROTECTION**

Security provided on-site	Yes	GBV referral mechanism in place	No
Main security provider	Military	Number of women friendly spaces	0
Most common type of security incident	None	Number of child friendly spaces	0
Most common type of GBV incident	None	Most reported problem in receiving support	None

**EDUCATION**

Location of nearest education facility	On-site	Number of families with source of income	0
% children going to school	None	Access to income generating activities	Yes

**COMMUNICATION**

Main source for obtaining information	Friends, neighbors and family	Main topic of information requested	Distribution
---------------------------------------	-------------------------------	-------------------------------------	--------------



# AJARI CAMP

Site Profile

DTM

Nigeria

162

Households (HH)

753

Individuals

Round 19

24 September 2017

BO\_S205  
Dikwa Central Mosque

<b>Site ID</b>	<b>BO_S205</b>
<b>Site Type</b>	Camp
<b>Site Classification</b>	Spontaneous
<b>Site Open Date</b>	9-Sep-16
<b>Admin 1</b>	BORNO
<b>Admin 2</b>	DIKWA
<b>Admin 3</b>	DIKWA
<b>Latitude</b>	12.030950
<b>Longitude</b>	13.920950

### DEMOGRAPHICS

Age/Sex	<1 year	1-5 years	6-17 years	18-59 years	>60 years	Total
Male	38	58	88	139	15	338
Female	46	72	108	171	18	415
<b>Total</b>	<b>84</b>	<b>130</b>	<b>196</b>	<b>310</b>	<b>33</b>	<b>753</b>

### VULNERABLE GROUPS

Pregnant Women	26	3.5%
Breastfeeding Mothers	112	14.9%
Persons with Physical Disabilities	5	0.7%
Persons with Mental Disabilities	2	0.3%
Single Female Headed Households	17	2.3%
Single Male Headed Households	5	0.7%
Older Persons	33	4.4%
<b>Total</b>	<b>200</b>	<b>26.6%</b>

### MOBILITY

Place of Origin of Largest IDP Group	BORNO	DIKWA	SOGOMA / AFUYE
Place of Origin of 2nd Largest IDP Group	BORNO	DIKWA	NULL
Area of intended return for Largest IDP Group	Place of origin		
Barriers to return home for Largest IDP Group	Lack of safety		

### SITE MANAGEMENT AGENCY (SMA)

Type of SMA	NULL	Agency Name	NULL
SMA Contact Name	NULL	Phone Number	NULL

### SERVICES

#### SHELTER

% families living outside (no shelter)	None	Most needed NFIs	Blankets/Mats
% families living in emergency shelter	None	% HHs with mosquito nets	<75%
% families living in makeshift shelter	<75%	% HHs with access to safe cooking facilities	<25%
% families living indoors (solid walls)	<50%	% HHs with access to electricity	None

#### HEALTH

Location of health facilities/services	On-site (<3 km)	Access to health facility/services	Yes
Health facilities/services provider	NGO	Most prevalent health problems	Diarrhea

#### WASH

Location of site's main water source	On-site (<10 mn)	Total number functioning toilets	0
Liters of water per person per day	5 - 10 ltr	Separate male/female toilets	No
Main problems with drinking water	None	Separate male/female bathing areas	No

#### FOOD

Access to food	Yes, on site	Frequency of food distribution	Once a month
Access to market	Yes	Supplementary feeding for pregnant/lactant mothers?	No
Most common source for obtaining food	Distribution	Supplementary feeding for children?	No

#### PROTECTION

Security provided on-site	Yes	GBV referral mechanism in place	No
Main security provider	Military	Number of women friendly spaces	0
Most common type of security incident	None	Number of child friendly spaces	0
Most common type of GBV incident	None	Most reported problem in receiving support	Fighting between recipients at distribution points

#### EDUCATION

Location of nearest education facility	Off-site	Number of families with source of income	0
% children going to school	<50%	Access to income generating activities	Yes

#### COMMUNICATION

Main source for obtaining information	Local leader/Community leader	Main topic of information requested	Safety and Security
---------------------------------------	-------------------------------	-------------------------------------	---------------------



# MALAYI CAMP

Site Profile

DTM

Nigeria



78

Households (HH)

389

Individuals

Round 19

24 September 2017

### DEMOGRAPHICS

Age/Sex	<1 year	1-5 years	6-17 years	18-59 years	>60 years	Total
Male	23	31	89	53	20	216
Female	12	26	69	51	15	173
<b>Total</b>	<b>35</b>	<b>57</b>	<b>158</b>	<b>104</b>	<b>35</b>	<b>389</b>

<b>Site ID</b>	<b>BO_S206</b>
<b>Site Type</b>	Collective Settlement/Centre
<b>Site Classification</b>	Spontaneous
<b>Site Open Date</b>	4-Feb-17
<b>Admin 1</b>	BORNO
<b>Admin 2</b>	MAGUMERI
<b>Admin 3</b>	GAJI GANNA I
<b>Latitude</b>	12.251380
<b>Longitude</b>	13.102080

### VULNERABLE GROUPS

Pregnant Women	18	4.6%
Breastfeeding Mothers	41	10.5%
Persons with Physical Disabilities	3	0.8%
Persons with Mental Disabilities	0	0.0%
Single Female Headed Households	7	1.8%
Single Male Headed Households	1	0.3%
Older Persons	35	9.0%
<b>Total</b>	<b>105</b>	<b>27.0%</b>

### MOBILITY

Place of Origin of Largest IDP Group	BORNO	MAGUMERI	GAJI GANNA I
Place of Origin of 2nd Largest IDP Group	NULL	NULL	NULL
Area of intended return for Largest IDP Group	Place of origin		
Barriers to return home for Largest IDP Group	Lack of safety		

### SITE MANAGEMENT AGENCY (SMA)

Type of SMA	NULL	Agency Name	NULL
SMA Contact Name	NULL	Phone Number	NULL

### SERVICES

#### SHELTER

% families living outside (no shelter)	None	Most needed NFIs	Blankets/Mats
% families living in emergency shelter	None	% HHs with mosquito nets	<25%
% families living in makeshift shelter	>75%	% HHs with access to safe cooking facilities	None
% families living indoors (solid walls)	None	% HHs with access to electricity	None

#### HEALTH

Location of health facilities/services	Off-site (<3 km)	Access to health facility/services	Yes
Health facilities/services provider	INGO	Most prevalent health problems	Cough

#### WASH

Location of site's main water source	Off-site (>10 mn)	Total number functioning toilets	0
Liters of water per person per day	10 - 15 ltr	Separate male/female toilets	No
Main problems with drinking water	Odor/smell	Separate male/female bathing areas	No

#### FOOD

Access to food	Yes, on site	Frequency of food distribution	Irregular
Access to market	Yes	Supplementary feeding for pregnant/lactant mothers?	Yes
Most common source for obtaining food	Distribution	Supplementary feeding for children?	Yes

#### PROTECTION

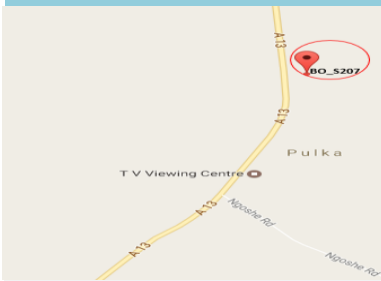
Security provided on-site	Yes	GBV referral mechanism in place	No
Main security provider	Self organized	Number of women friendly spaces	0
Most common type of security incident	None	Number of child friendly spaces	0
Most common type of GBV incident	None	Most reported problem in receiving support	Not enough assistance for all entitled

#### EDUCATION

Location of nearest education facility	None	Number of families with source of income	0
% children going to school	None	Access to income generating activities	Yes

#### COMMUNICATION

Main source for obtaining information	Military official	Main topic of information requested	Other relief assistance
---------------------------------------	-------------------	-------------------------------------	-------------------------


**502**

Households (HH)

**3031**

Individuals

**Round 19**

24 September 2017

**DEMOGRAPHICS**

Age/Sex	<1 year	1-5 years	6-17 years	18-59 years	>60 years	Total
Male	57	296	519	228	26	1,126
Female	76	319	695	627	188	1,905
<b>Total</b>	<b>133</b>	<b>615</b>	<b>1,214</b>	<b>855</b>	<b>214</b>	<b>3,031</b>

**VULNERABLE GROUPS**

Pregnant Women	26	0.9%
Breastfeeding Mothers	203	6.7%
Persons with Physical Disabilities	0	0.0%
Persons with Mental Disabilities	0	0.0%
Single Female Headed Households	40	1.3%
Single Male Headed Households	2	0.1%
Older Persons	214	7.1%
<b>Total</b>	<b>485</b>	<b>16.0%</b>

<b>Site ID</b>	<b>BO_S207</b>
<b>Site Type</b>	Camp
<b>Site Classification</b>	Spontaneous
<b>Site Open Date</b>	1-Mar-17
<b>Admin 1</b>	BORNO
<b>Admin 2</b>	GWOZA
<b>Admin 3</b>	PULKA/BOKKO
<b>Latitude</b>	11.231220
<b>Longitude</b>	13.783670

**MOBILITY**

Place of Origin of Largest IDP Group	BORNO	GWOZA	NGOSHE
Place of Origin of 2nd Largest IDP Group	BORNO	BAMA	DIPCHARI / JERE / DAR-JAMAL / KO
Area of intended return for Largest IDP Group	Place of origin		
Barriers to return home for Largest IDP Group	Lack of safety		

**SITE MANAGEMENT AGENCY (SMA)**

Type of SMA	INGO	Agency Name	IOM
SMA Contact Name	IOM	Phone Number	NA

**SERVICES**

SHELTER			
% families living outside (no shelter)	None	Most needed NFIs	Mosquito nets
% families living in emergency shelter	>75%	% HHs with mosquito nets	<75%
% families living in makeshift shelter	None	% HHs with access to safe cooking facilities	<25%
% families living indoors (solid walls)	None	% HHs with access to electricity	None

HEALTH			
Location of health facilities/services	On-site (<3 km)	Access to health facility/services	Yes
Health facilities/services provider	NGO	Most prevalent health problems	Malaria

WASH			
Location of site's main water source	On-site (<10 mn)	Total number functioning toilets	0
Liters of water per person per day	5 - 10 ltr	Separate male/female toilets	No
Main problems with drinking water	None	Separate male/female bathing areas	No

FOOD			
Access to food	Yes, on site	Frequency of food distribution	Once a month
Access to market	Yes	Supplementary feeding for pregnant/lactant mothers?	Yes
Most common source for obtaining food	Distribution	Supplementary feeding for children?	Yes

PROTECTION			
Security provided on-site	Yes	GBV referral mechanism in place	No
Main security provider	Self organized	Number of women friendly spaces	0
Most common type of security incident	None	Number of child friendly spaces	0
Most common type of GBV incident	Domestic violence	Most reported problem in receiving support	Not enough assistance for all entitled

EDUCATION		LIVELIHOOD	
Location of nearest education facility	Off-site	Number of families with source of income	0
% children going to school	<25%	Access to income generating activities	Yes

COMMUNICATION			
Main source for obtaining information	Local leader/Community leader	Main topic of information requested	Safety and Security



# ABBA KURA HASSAN

Site Profile

DTM

Nigeria

100

Households (HH)

510

Individuals

Round 19

24 September 2017



<b>Site ID</b>	<b>BO_S209</b>
<b>Site Type</b>	Collective Settlement/Centre
<b>Site Classification</b>	Spontaneous
<b>Site Open Date</b>	10-Nov-15
<b>Admin 1</b>	BORNO
<b>Admin 2</b>	JERE
<b>Admin 3</b>	DUSUMAN
<b>Latitude</b>	11.869620
<b>Longitude</b>	13.254970

DEMOGRAPHICS						
Age/Sex	<1 year	1-5 years	6-17 years	18-59 years	>60 years	Total
Male	15	42	70	79	23	229
Female	20	60	83	90	28	281
<b>Total</b>	<b>35</b>	<b>102</b>	<b>153</b>	<b>169</b>	<b>51</b>	<b>510</b>

VULNERABLE GROUPS		
Pregnant Women	13	2.5%
Breastfeeding Mothers	52	10.2%
Persons with Physical Disabilities	8	1.6%
Persons with Mental Disabilities	2	0.4%
Single Female Headed Households	40	7.8%
Single Male Headed Households	0	0.0%
Older Persons	51	10.0%
<b>Total</b>	<b>166</b>	<b>32.5%</b>

MOBILITY			
Place of Origin of Largest IDP Group	BORNO	MARTE	ALLA LAWANTI
Place of Origin of 2nd Largest IDP Group	BORNO	MARTE	NJINE
Area of intended return for Largest IDP Group	Place of origin		
Barriers to return home for Largest IDP Group	Lack of safety		

SITE MANAGEMENT AGENCY (SMA)			
Type of SMA	NULL	Agency Name	NULL
SMA Contact Name	NULL	Phone Number	NULL

SERVICES			
<b>SHELTER</b>			
% families living outside (no shelter)	None	Most needed NFIs	Blankets/Mats
% families living in emergency shelter	None	% HHs with mosquito nets	<25%
% families living in makeshift shelter	>75%	% HHs with access to safe cooking facilities	<25%
% families living indoors (solid walls)	<25%	% HHs with access to electricity	None

HEALTH			
Location of health facilities/services	Off-site (<3 km)	Access to health facility/services	Yes
Health facilities/services provider	INGO	Most prevalent health problems	Malaria

WASH			
Location of site's main water source	On-site (<10 mn)	Total number functioning toilets	4
Liters of water per person per day	10 - 15 ltr	Separate male/female toilets	No
Main problems with drinking water	None	Separate male/female bathing areas	No

FOOD			
Access to food	No	Frequency of food distribution	Never
Access to market	Yes	Supplementary feeding for pregnant/lactant mothers?	No
Most common source for obtaining food	Cultivated	Supplementary feeding for children?	No

PROTECTION			
Security provided on-site	Yes	GBV referral mechanism in place	No
Main security provider	Self organized	Number of women friendly spaces	0
Most common type of security incident	None	Number of child friendly spaces	0
Most common type of GBV incident	None	Most reported problem in receiving support	None

EDUCATION		LIVELIHOOD	
Location of nearest education facility	Off-site	Number of families with source of income	30
% children going to school	<25%	Access to income generating activities	Yes

COMMUNICATION			
Main source for obtaining information	Local leader/Community leader	Main topic of information requested	Distribution


**96**

Households (HH)

**487**

Individuals

**Round 19**

24 September 2017

**DEMOGRAPHICS**

Age/Sex	<1 year	1-5 years	6-17 years	18-59 years	>60 years	Total
Male	11	35	62	103	8	219
Female	13	45	78	120	12	268
<b>Total</b>	<b>24</b>	<b>80</b>	<b>140</b>	<b>223</b>	<b>20</b>	<b>487</b>

**VULNERABLE GROUPS**

Pregnant Women	10	2.1%
Breastfeeding Mothers	40	8.2%
Persons with Physical Disabilities	1	0.2%
Persons with Mental Disabilities	1	0.2%
Single Female Headed Households	10	2.1%
Single Male Headed Households	0	0.0%
Older Persons	20	4.1%
<b>Total</b>	<b>82</b>	<b>16.8%</b>

<b>Site ID</b>	<b>BO_S210</b>
<b>Site Type</b>	Camp
<b>Site Classification</b>	Spontaneous
<b>Site Open Date</b>	NULL
<b>Admin 1</b>	BORNO
<b>Admin 2</b>	JERE
<b>Admin 3</b>	DUSUMAN
<b>Latitude</b>	11.866770
<b>Longitude</b>	13.239190

**MOBILITY**

Place of Origin of Largest IDP Group	BORNO	BAMA	GULUMBA / JUJKURI / BATRA
Place of Origin of 2nd Largest IDP Group	BORNO	BAMA	GULUMBA / JUJKURI / BATRA
Area of intended return for Largest IDP Group	Place of origin		
Barriers to return home for Largest IDP Group	House damaged/destroyed		

**SITE MANAGEMENT AGENCY (SMA)**

Type of SMA	NULL	Agency Name	NULL
SMA Contact Name	NULL	Phone Number	NULL

**SERVICES**
**SHELTER**

% families living outside (no shelter)	None	Most needed NFIs	Blankets/Mats
% families living in emergency shelter	None	% HHs with mosquito nets	<25%
% families living in makeshift shelter	>75%	% HHs with access to safe cooking facilities	None
% families living indoors (solid walls)	None	% HHs with access to electricity	None

**HEALTH**

Location of health facilities/services	Off-site (<3 km)	Access to health facility/services	Yes
Health facilities/services provider	INGO	Most prevalent health problems	Malaria

**WASH**

Location of site's main water source	Off-site (>10 mn)	Total number functioning toilets	16
Liters of water per person per day	10 - 15 ltr	Separate male/female toilets	Yes
Main problems with drinking water	None	Separate male/female bathing areas	Yes

**FOOD**

Access to food	Yes, off site	Frequency of food distribution	Irregular
Access to market	Yes	Supplementary feeding for pregnant/lactant mothers?	No
Most common source for obtaining food	Cash	Supplementary feeding for children?	No

**PROTECTION**

Security provided on-site	Yes	GBV referral mechanism in place	No
Main security provider	Self organized	Number of women friendly spaces	0
Most common type of security incident	None	Number of child friendly spaces	0
Most common type of GBV incident	None	Most reported problem in receiving support	None

**EDUCATION**

Location of nearest education facility	Off-site	<b>LIVELIHOOD</b>	
% children going to school	<50%	Number of families with source of income	50
		Access to income generating activities	Yes

**COMMUNICATION**

Main source for obtaining information	Military official	Main topic of information requested	Distribution
---------------------------------------	-------------------	-------------------------------------	--------------



# FANNAMARI

Site Profile

DTM

Nigeria



129

Households (HH)

643

Individuals

Round 19

24 September 2017

## DEMOGRAPHICS

Age/Sex	<1 year	1-5 years	6-17 years	18-59 years	>60 years	Total
Male	19	55	95	113	9	291
Female	20	67	117	138	10	352
<b>Total</b>	<b>39</b>	<b>122</b>	<b>212</b>	<b>251</b>	<b>19</b>	<b>643</b>

## VULNERABLE GROUPS

Pregnant Women	40	6.2%
Breastfeeding Mothers	50	7.8%
Persons with Physical Disabilities	4	0.6%
Persons with Mental Disabilities	3	0.5%
Single Female Headed Households	21	3.3%
Single Male Headed Households	9	1.4%
Older Persons	19	3.0%
<b>Total</b>	<b>146</b>	<b>22.7%</b>

<b>Site ID</b>	<b>BO_S202</b>
<b>Site Type</b>	Collective Settlement/Centre
<b>Site Classification</b>	Spontaneous
<b>Site Open Date</b>	7-Jul-16
<b>Admin 1</b>	BORNO
<b>Admin 2</b>	KONDUGA
<b>Admin 3</b>	DALORI / WANORI
<b>Latitude</b>	11.748330
<b>Longitude</b>	13.260130

## MOBILITY

Place of Origin of Largest IDP Group	BORNO	JERE	ALAU
Place of Origin of 2nd Largest IDP Group	NULL	NULL	NULL
Area of intended return for Largest IDP Group	Place of origin		
Barriers to return home for Largest IDP Group	Lack of safety		

## SITE MANAGEMENT AGENCY (SMA)

Type of SMA	NULL	Agency Name	NULL
SMA Contact Name	NULL	Phone Number	NULL

## SERVICES

SHELTER			
% families living outside (no shelter)	None	Most needed NFIs	Mosquito nets
% families living in emergency shelter	None	% HHs with mosquito nets	<25%
% families living in makeshift shelter	>75%	% HHs with access to safe cooking facilities	<25%
% families living indoors (solid walls)	None	% HHs with access to electricity	None

## HEALTH

Location of health facilities/services	On-site (>3 km)	Access to health facility/services	Yes
Health facilities/services provider	INGO	Most prevalent health problems	Malaria

## WASH

Location of site's main water source	Off-site (<10 mn)	Total number functioning toilets	0
Liters of water per person per day	10 - 15 ltr	Separate male/female toilets	No
Main problems with drinking water	Taste	Separate male/female bathing areas	No

## FOOD

Access to food	Yes, on site	Frequency of food distribution	Irregular
Access to market	Yes	Supplementary feeding for pregnant/lactant mothers?	Yes
Most common source for obtaining food	Distribution	Supplementary feeding for children?	Yes

## PROTECTION

Security provided on-site	Yes	GBV referral mechanism in place	No
Main security provider	Self organized	Number of women friendly spaces	0
Most common type of security incident	None	Number of child friendly spaces	0
Most common type of GBV incident	None	Most reported problem in receiving support	Not enough assistance for all entitled

## EDUCATION

Location of nearest education facility	Off-site	Number of families with source of income	0
% children going to school	<50%	Access to income generating activities	Yes

## COMMUNICATION

Main source for obtaining information	Local leader/Community leader	Main topic of information requested	Situation in areas of origin
---------------------------------------	-------------------------------	-------------------------------------	------------------------------





# ALHAJI ALI KAKA

Site Profile

DTM

Nigeria

58

Households (HH)

291

Individuals

Round 19

24 September 2017



<b>Site ID</b>	<b>BO_S211</b>
<b>Site Type</b>	Collective Settlement/Centre
<b>Site Classification</b>	Spontaneous
<b>Site Open Date</b>	10-Dec-15
<b>Admin 1</b>	BORNO
<b>Admin 2</b>	JERE
<b>Admin 3</b>	DUSUMAN
<b>Latitude</b>	11.869980
<b>Longitude</b>	13.256700

DEMOGRAPHICS						
Age/Sex	<1 year	1-5 years	6-17 years	18-59 years	>60 years	Total
Male	8	27	44	53	5	137
Female	9	34	52	52	7	154
<b>Total</b>	<b>17</b>	<b>61</b>	<b>96</b>	<b>105</b>	<b>12</b>	<b>291</b>

VULNERABLE GROUPS		
Pregnant Women	20	6.9%
Breastfeeding Mothers	24	8.2%
Persons with Physical Disabilities	5	1.7%
Persons with Mental Disabilities	3	1.0%
Single Female Headed Households	15	5.2%
Single Male Headed Households	5	1.7%
Older Persons	12	4.1%
<b>Total</b>	<b>84</b>	<b>28.9%</b>

MOBILITY			
Place of Origin of Largest IDP Group	BORNO	MAFA	MUJIGINE
Place of Origin of 2nd Largest IDP Group	NULL	NULL	NULL
Area of intended return for Largest IDP Group	Place of origin		
Barriers to return home for Largest IDP Group	Lack of food		

SITE MANAGEMENT AGENCY (SMA)			
Type of SMA	NULL	Agency Name	NULL
SMA Contact Name	NULL	Phone Number	NULL

SERVICES			
<b>SHELTER</b>			
% families living outside (no shelter)	None	Most needed NFIs	Blankets/Mats
% families living in emergency shelter	None	% HHs with mosquito nets	<25%
% families living in makeshift shelter	>75%	% HHs with access to safe cooking facilities	<25%
% families living indoors (solid walls)	None	% HHs with access to electricity	None

HEALTH			
Location of health facilities/services	Off-site (<3 km)	Access to health facility/services	Yes
Health facilities/services provider	INGO	Most prevalent health problems	Malaria

WASH			
Location of site's main water source	Off-site (>10 mn)	Total number functioning toilets	13
Liters of water per person per day	10 - 15 ltr	Separate male/female toilets	Yes
Main problems with drinking water	None	Separate male/female bathing areas	Yes

FOOD			
Access to food	Yes, off site	Frequency of food distribution	Irregular
Access to market	Yes	Supplementary feeding for pregnant/lactant mothers?	No
Most common source for obtaining food	Distribution	Supplementary feeding for children?	No

PROTECTION			
Security provided on-site	Yes	GBV referral mechanism in place	No
Main security provider	Self organized	Number of women friendly spaces	0
Most common type of security incident	None	Number of child friendly spaces	0
Most common type of GBV incident	None	Most reported problem in receiving support	None

EDUCATION		LIVELIHOOD	
Location of nearest education facility	Off-site	Number of families with source of income	30
% children going to school	<25%	Access to income generating activities	Yes

COMMUNICATION			
Main source for obtaining information	Local leader/Community leader	Main topic of information requested	Distribution

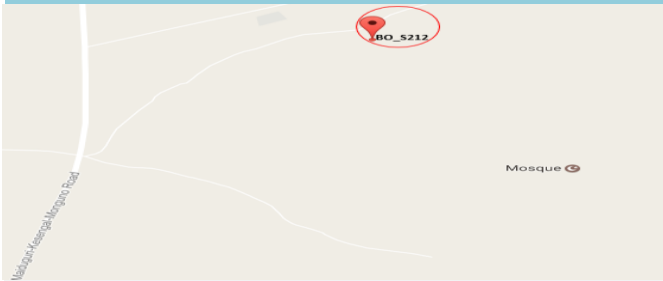


# KESSA KURA

Site Profile

DTM

Nigeria



325

Households (HH)

1810

Individuals

Round 19

24 September 2017

### DEMOGRAPHICS

Age/Sex	<1 year	1-5 years	6-17 years	18-59 years	>60 years	Total
Male	39	172	241	292	45	789
Female	53	211	332	358	67	1,021
<b>Total</b>	<b>92</b>	<b>383</b>	<b>573</b>	<b>650</b>	<b>112</b>	<b>1,810</b>

<b>Site ID</b>	<b>BO_S212</b>
<b>Site Type</b>	Collective Settlement/Centre
<b>Site Classification</b>	Spontaneous
<b>Site Open Date</b>	10-Feb-17
<b>Admin 1</b>	BORNO
<b>Admin 2</b>	JERE
<b>Admin 3</b>	GONGULONG
<b>Latitude</b>	11.919520
<b>Longitude</b>	13.193930

### VULNERABLE GROUPS

Pregnant Women	70	3.9%
Breastfeeding Mothers	125	6.9%
Persons with Physical Disabilities	13	0.7%
Persons with Mental Disabilities	2	0.1%
Single Female Headed Households	12	0.7%
Single Male Headed Households	11	0.6%
Older Persons	112	6.2%
<b>Total</b>	<b>345</b>	<b>19.1%</b>

### MOBILITY

	BORNO	JERE	GONGULONG
Place of Origin of Largest IDP Group	BORNO	JERE	GONGULONG
Place of Origin of 2nd Largest IDP Group	BORNO	JERE	NULL
Area of intended return for Largest IDP Group	Place of origin		
Barriers to return home for Largest IDP Group	Lack of safety		

### SITE MANAGEMENT AGENCY (SMA)

Type of SMA	NULL	Agency Name	NULL
SMA Contact Name	NULL	Phone Number	NULL

### SERVICES

SHELTER			
% families living outside (no shelter)	None	Most needed NFIs	Mosquito nets
% families living in emergency shelter	None	% HHs with mosquito nets	<25%
% families living in makeshift shelter	<75%	% HHs with access to safe cooking facilities	<25%
% families living indoors (solid walls)	None	% HHs with access to electricity	None

HEALTH			
Location of health facilities/services	Off-site (<3 km)	Access to health facility/services	Yes
Health facilities/services provider	NGO	Most prevalent health problems	Malaria

WASH			
Location of site's main water source	Off-site (<10 mn)	Total number functioning toilets	87
Liters of water per person per day	10 - 15 ltr	Separate male/female toilets	No
Main problems with drinking water	None	Separate male/female bathing areas	No

FOOD			
Access to food	Yes, on site	Frequency of food distribution	Irregular
Access to market	Yes	Supplementary feeding for pregnant/lactant mothers?	No
Most common source for obtaining food	Distribution	Supplementary feeding for children?	Yes

PROTECTION			
Security provided on-site	Yes	GBV referral mechanism in place	No
Main security provider	Military	Number of women friendly spaces	0
Most common type of security incident	None	Number of child friendly spaces	0
Most common type of GBV incident	None	Most reported problem in receiving support	None

EDUCATION		LIVELIHOOD	
Location of nearest education facility	On-site	Number of families with source of income	0
% children going to school	<50%	Access to income generating activities	Yes

COMMUNICATION			
Main source for obtaining information	Local leader/Community leader	Main topic of information requested	Distribution



# GIDAN MANGORO NEW

Site Profile

DTM

Nigeria

53

Households (HH)

330

Individuals

Round 19

24 September 2017



<b>Site ID</b>	<b>BO_S213</b>
<b>Site Type</b>	Camp
<b>Site Classification</b>	Spontaneous
<b>Site Open Date</b>	10-Aug-14
<b>Admin 1</b>	BORNO
<b>Admin 2</b>	JERE
<b>Admin 3</b>	MASHAMARI
<b>Latitude</b>	11.852860
<b>Longitude</b>	13.179860

## DEMOGRAPHICS

Age/Sex	<1 year	1-5 years	6-17 years	18-59 years	>60 years	Total
Male	5	27	48	62	6	148
Female	6	34	59	76	7	182
<b>Total</b>	<b>11</b>	<b>61</b>	<b>107</b>	<b>138</b>	<b>13</b>	<b>330</b>

## VULNERABLE GROUPS

Pregnant Women	9	2.7%
Breastfeeding Mothers	20	6.1%
Persons with Physical Disabilities	4	1.2%
Persons with Mental Disabilities	5	1.5%
Single Female Headed Households	5	1.5%
Single Male Headed Households	1	0.3%
Older Persons	13	3.9%
<b>Total</b>	<b>57</b>	<b>17.3%</b>

## MOBILITY

Place of Origin of Largest IDP Group	BORNO	KONDUGA	MAIRAMRI / YELERI / BAZAMRI
Place of Origin of 2nd Largest IDP Group	BORNO	DIKWA	BOBOSHE
Area of intended return for Largest IDP Group	Place of origin		
Barriers to return home for Largest IDP Group	Lack of safety		

## SITE MANAGEMENT AGENCY (SMA)

Type of SMA	NULL	Agency Name	NULL
SMA Contact Name	NULL	Phone Number	NULL

## SERVICES

### SHELTER

% families living outside (no shelter)	None	Most needed NFIs	Blankets/Mats
% families living in emergency shelter	<25%	% HHs with mosquito nets	<25%
% families living in makeshift shelter	<75%	% HHs with access to safe cooking facilities	<25%
% families living indoors (solid walls)	<25%	% HHs with access to electricity	None

### HEALTH

Location of health facilities/services	None	Access to health facility/services	No
Health facilities/services provider	None	Most prevalent health problems	Malaria

### WASH

Location of site's main water source	On-site (<10 mn)	Total number functioning toilets	10
Liters of water per person per day	10 - 15 ltr	Separate male/female toilets	Yes
Main problems with drinking water	None	Separate male/female bathing areas	Yes

### FOOD

Access to food	Yes, off site	Frequency of food distribution	Irregular
Access to market	Yes	Supplementary feeding for pregnant/lactant mothers?	No
Most common source for obtaining food	Cash	Supplementary feeding for children?	No

### PROTECTION

Security provided on-site	Yes	GBV referral mechanism in place	No
Main security provider	Self organized	Number of women friendly spaces	0
Most common type of security incident	None	Number of child friendly spaces	0
Most common type of GBV incident	None	Most reported problem in receiving support	None

### EDUCATION

Location of nearest education facility	Off-site	Number of families with source of income	30
% children going to school	<25%	Access to income generating activities	Yes

### COMMUNICATION

Main source for obtaining information	Friends, neighbors and family	Main topic of information requested	Distribution
---------------------------------------	-------------------------------	-------------------------------------	--------------



59

Households (HH)

428

Individuals

Round 19

24 September 2017

<b>Site ID</b>	<b>BO_S214</b>
<b>Site Type</b>	Collective Settlement/Centre
<b>Site Classification</b>	Spontaneous
<b>Site Open Date</b>	12-Jan-15
<b>Admin 1</b>	BORNO
<b>Admin 2</b>	JERE
<b>Admin 3</b>	MASHAMARI
<b>Latitude</b>	11.858040
<b>Longitude</b>	13.199840

### DEMOGRAPHICS

Age/Sex	<1 year	1-5 years	6-17 years	18-59 years	>60 years	Total
Male	4	37	67	74	16	198
Female	7	42	70	92	19	230
<b>Total</b>	<b>11</b>	<b>79</b>	<b>137</b>	<b>166</b>	<b>35</b>	<b>428</b>

### VULNERABLE GROUPS

Pregnant Women	5	1.2%
Breastfeeding Mothers	18	4.2%
Persons with Physical Disabilities	0	0.0%
Persons with Mental Disabilities	1	0.2%
Single Female Headed Households	2	0.5%
Single Male Headed Households	0	0.0%
Older Persons	35	8.2%
<b>Total</b>	<b>61</b>	<b>14.3%</b>

### MOBILITY

Place of Origin of Largest IDP Group	BORNO	DIKWA	DIKWA
Place of Origin of 2nd Largest IDP Group	BORNO	NGALA	NGALA WARD
Area of intended return for Largest IDP Group	Place of origin		
Barriers to return home for Largest IDP Group	Lack of safety		

### SITE MANAGEMENT AGENCY (SMA)

Type of SMA	NULL	Agency Name	NULL
SMA Contact Name	NULL	Phone Number	NULL

### SERVICES

#### SHELTER

% families living outside (no shelter)	None	Most needed NFIs	Blankets/Mats
% families living in emergency shelter	None	% HHs with mosquito nets	<25%
% families living in makeshift shelter	<75%	% HHs with access to safe cooking facilities	<25%
% families living indoors (solid walls)	<50%	% HHs with access to electricity	None

#### HEALTH

Location of health facilities/services	Off-site (<3 km)	Access to health facility/services	Yes
Health facilities/services provider	Government	Most prevalent health problems	Malaria

#### WASH

Location of site's main water source	Off-site (>10 mn)	Total number functioning toilets	2
Liters of water per person per day	10 - 15 ltr	Separate male/female toilets	No
Main problems with drinking water	None	Separate male/female bathing areas	No

#### FOOD

Access to food	Yes, off site	Frequency of food distribution	Irregular
Access to market	Yes	Supplementary feeding for pregnant/lactant mothers?	No
Most common source for obtaining food	Cash	Supplementary feeding for children?	No

#### PROTECTION

Security provided on-site	No	GBV referral mechanism in place	No
Main security provider	None	Number of women friendly spaces	0
Most common type of security incident	None	Number of child friendly spaces	0
Most common type of GBV incident	None	Most reported problem in receiving support	None

#### EDUCATION

Location of nearest education facility	Off-site	Number of families with source of income	0
% children going to school	<50%	Access to income generating activities	Yes

#### COMMUNICATION

Main source for obtaining information	Friends, neighbors and family	Main topic of information requested	Distribution
---------------------------------------	-------------------------------	-------------------------------------	--------------



16

Households (HH)

122

Individuals

Round 19

24 September 2017

<b>Site ID</b>	<b>BO_S215</b>
<b>Site Type</b>	Camp
<b>Site Classification</b>	Spontaneous
<b>Site Open Date</b>	10-Dec-15
<b>Admin 1</b>	BORNO
<b>Admin 2</b>	JERE
<b>Admin 3</b>	MASHAMARI
<b>Latitude</b>	11.858720
<b>Longitude</b>	13.199240

DEMOGRAPHICS						
Age/Sex	<1 year	1-5 years	6-17 years	18-59 years	>60 years	Total
Male	3	12	13	17	9	54
Female	5	15	16	21	11	68
<b>Total</b>	<b>8</b>	<b>27</b>	<b>29</b>	<b>38</b>	<b>20</b>	<b>122</b>

VULNERABLE GROUPS		
Pregnant Women	7	5.7%
Breastfeeding Mothers	12	9.8%
Persons with Physical Disabilities	1	0.8%
Persons with Mental Disabilities	1	0.8%
Single Female Headed Households	3	2.5%
Single Male Headed Households	1	0.8%
Older Persons	20	16.4%
<b>Total</b>	<b>45</b>	<b>36.9%</b>

MOBILITY			
Place of Origin of Largest IDP Group	BORNO	KONDUGA	KONDUGA
Place of Origin of 2nd Largest IDP Group	BORNO	JERE	NULL
Area of intended return for Largest IDP Group	Place of origin		
Barriers to return home for Largest IDP Group	House damaged/destroyed		

SITE MANAGEMENT AGENCY (SMA)			
Type of SMA	NULL	Agency Name	NULL
SMA Contact Name	NULL	Phone Number	NULL

SERVICES			
<b>SHELTER</b>			
% families living outside (no shelter)	None	Most needed NFIs	Blankets/Mats
% families living in emergency shelter	None	% HHs with mosquito nets	<25%
% families living in makeshift shelter	<50%	% HHs with access to safe cooking facilities	<25%
% families living indoors (solid walls)	<75%	% HHs with access to electricity	None

HEALTH			
Location of health facilities/services	Off-site (<3 km)	Access to health facility/services	Yes
Health facilities/services provider	Government	Most prevalent health problems	Malaria

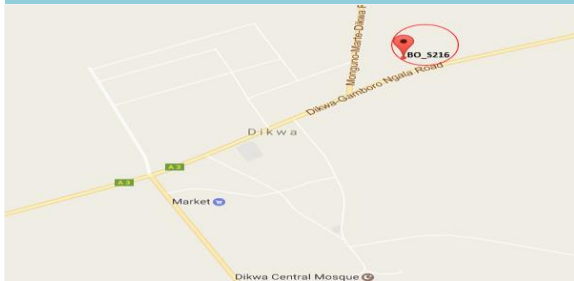
WASH			
Location of site's main water source	On-site (<10 mn)	Total number functioning toilets	6
Liters of water per person per day	5 - 10 ltr	Separate male/female toilets	Yes
Main problems with drinking water	None	Separate male/female bathing areas	Yes

FOOD			
Access to food	Yes, on site	Frequency of food distribution	Irregular
Access to market	Yes	Supplementary feeding for pregnant/lactant mothers?	No
Most common source for obtaining food	Cash	Supplementary feeding for children?	No

PROTECTION			
Security provided on-site	Yes	GBV referral mechanism in place	No
Main security provider	Self organized	Number of women friendly spaces	0
Most common type of security incident	None	Number of child friendly spaces	0
Most common type of GBV incident	None	Most reported problem in receiving support	None

EDUCATION		LIVELIHOOD	
Location of nearest education facility	Off-site	Number of families with source of income	5
% children going to school	<25%	Access to income generating activities	Yes

COMMUNICATION			
Main source for obtaining information	Friends, neighbors and family	Main topic of information requested	Situation in areas of origin



<b>Site ID</b>	<b>BO_S216</b>
<b>Site Type</b>	Camp
<b>Site Classification</b>	Spontaneous
<b>Site Open Date</b>	3-Mar-17
<b>Admin 1</b>	BORNO
<b>Admin 2</b>	DIKWA
<b>Admin 3</b>	DIKWA
<b>Latitude</b>	12.047590
<b>Longitude</b>	13.923660

**764**

Households (HH)

**3975**

Individuals

**Round 19**

24 September 2017

### DEMOGRAPHICS

Age/Sex	<1 year	1-5 years	6-17 years	18-59 years	>60 years	Total
Male	152	311	538	743	80	1,824
Female	126	365	658	908	94	2,151
<b>Total</b>	<b>278</b>	<b>676</b>	<b>1,196</b>	<b>1,651</b>	<b>174</b>	<b>3,975</b>

### VULNERABLE GROUPS

Pregnant Women	212	5.3%
Breastfeeding Mothers	396	10.0%
Persons with Physical Disabilities	170	4.3%
Persons with Mental Disabilities	3	0.1%
Single Female Headed Households	22	0.6%
Single Male Headed Households	5	0.1%
Older Persons	174	4.4%
<b>Total</b>	<b>982</b>	<b>24.7%</b>

### MOBILITY

Place of Origin of Largest IDP Group	BORNO	DIKWA	NGUDORAM
Place of Origin of 2nd Largest IDP Group	BORNO	DIKWA	MULIYE / JEMURI
Area of intended return for Largest IDP Group	Place of origin		
Barriers to return home for Largest IDP Group	Lack of safety		

### SITE MANAGEMENT AGENCY (SMA)

Type of SMA	Local NGO	Agency Name	NIGERIAN RED CROSS SOCIETY
SMA Contact Name	NIGERIAN RED CROSS SOCIETY	Phone Number	811211685

### SERVICES

#### SHELTER

% families living outside (no shelter)	None	Most needed NFIs	Kitchen sets
% families living in emergency shelter	>75%	% HHs with mosquito nets	<75%
% families living in makeshift shelter	<25%	% HHs with access to safe cooking facilities	<25%
% families living indoors (solid walls)	None	% HHs with access to electricity	None

#### HEALTH

Location of health facilities/services	On-site (<3 km)	Access to health facility/services	Yes
Health facilities/services provider	INGO	Most prevalent health problems	RTI

#### WASH

Location of site's main water source	On-site (<10 mn)	Total number functioning toilets	62
Liters of water per person per day	10 - 15 ltr	Separate male/female toilets	No
Main problems with drinking water	None	Separate male/female bathing areas	Yes

#### FOOD

Access to food	Yes, on site	Frequency of food distribution	Once a month
Access to market	Yes	Supplementary feeding for pregnant/lactant mothers?	No
Most common source for obtaining food	Distribution	Supplementary feeding for children?	No

#### PROTECTION

Security provided on-site	Yes	GBV referral mechanism in place	No
Main security provider	Military	Number of women friendly spaces	0
Most common type of security incident	None	Number of child friendly spaces	0
Most common type of GBV incident	None	Most reported problem in receiving support	Fighting between recipients at distribution points

#### EDUCATION

Location of nearest education facility	Off-site	<b>LIVELIHOOD</b>	
% children going to school	<75%	Number of families with source of income	589
		Access to income generating activities	Yes

#### COMMUNICATION

Main source for obtaining information	Local leader/Community leader	Main topic of information requested	Safety and Security
---------------------------------------	-------------------------------	-------------------------------------	---------------------


**38**

Households (HH)

**193**

Individuals

**Round 19**

24 September 2017

**DEMOGRAPHICS**

Age/Sex	<1 year	1-5 years	6-17 years	18-59 years	>60 years	Total
Male	3	19	31	39	2	94
Female	2	13	36	44	4	99
<b>Total</b>	<b>5</b>	<b>32</b>	<b>67</b>	<b>83</b>	<b>6</b>	<b>193</b>

**VULNERABLE GROUPS**

Pregnant Women	6	3.1%
Breastfeeding Mothers	9	4.7%
Persons with Physical Disabilities	0	0.0%
Persons with Mental Disabilities	0	0.0%
Single Female Headed Households	2	1.0%
Single Male Headed Households	0	0.0%
Older Persons	6	3.1%
<b>Total</b>	<b>23</b>	<b>11.9%</b>

<b>Site ID</b>	<b>BO_S217</b>
<b>Site Type</b>	Camp
<b>Site Classification</b>	Spontaneous
<b>Site Open Date</b>	1-Mar-17
<b>Admin 1</b>	BORNO
<b>Admin 2</b>	CHIBOK
<b>Admin 3</b>	CHIBOK LIKAMA
<b>Latitude</b>	10.880090
<b>Longitude</b>	12.844960

**MOBILITY**

Place of Origin of Largest IDP Group	BORNO	CHIBOK	KUBURMBULA
Place of Origin of 2nd Largest IDP Group	BORNO	DAMBOA	GUMSURI/MISAKURBUDU
Area of intended return for Largest IDP Group	Place of origin		
Barriers to return home for Largest IDP Group	Lack of safety		

**SITE MANAGEMENT AGENCY (SMA)**

Type of SMA	Government	Agency Name	CHIBOK LGA
SMA Contact Name	CHIBOK LGA	Phone Number	NULL

**SERVICES**
**SHELTER**

% families living outside (no shelter)	None	Most needed NFIs	Soap
% families living in emergency shelter	None	% HHs with mosquito nets	>75%
% families living in makeshift shelter	<25%	% HHs with access to safe cooking facilities	<75%
% families living indoors (solid walls)	>75%	% HHs with access to electricity	None

**HEALTH**

Location of health facilities/services	On-site (<3 km)	Access to health facility/services	Yes
Health facilities/services provider	Government	Most prevalent health problems	Fever

**WASH**

Location of site's main water source	On-site (<10 mn)	Total number functioning toilets	0
Liters of water per person per day	10 - 15 ltr	Separate male/female toilets	Yes
Main problems with drinking water	None	Separate male/female bathing areas	Yes

**FOOD**

Access to food	No	Frequency of food distribution	Never
Access to market	No	Supplementary feeding for pregnant/lactant mothers?	Yes
Most common source for obtaining food	Cultivated	Supplementary feeding for children?	Yes

**PROTECTION**

Security provided on-site	Yes	GBV referral mechanism in place	Yes
Main security provider	Military	Number of women friendly spaces	0
Most common type of security incident	None	Number of child friendly spaces	0
Most common type of GBV incident	None	Most reported problem in receiving support	None

**EDUCATION**

Location of nearest education facility	On-site	Number of families with source of income	0
% children going to school	<50%	Access to income generating activities	Yes

**COMMUNICATION**

Main source for obtaining information	Friends, neighbors and family	Main topic of information requested	Shelter
---------------------------------------	-------------------------------	-------------------------------------	---------



# MOBILE CLINIC

Site Profile

DTM

Nigeria

17

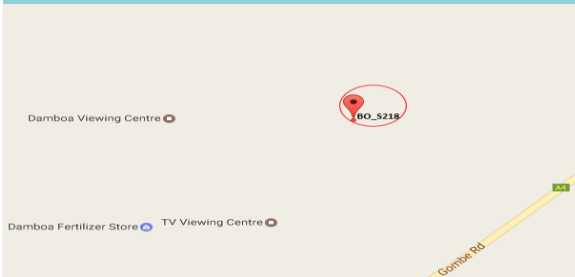
Households (HH)

68

Individuals

Round 19

24 September 2017



<b>Site ID</b>	<b>BO_S218</b>
<b>Site Type</b>	Camp
<b>Site Classification</b>	Spontaneous
<b>Site Open Date</b>	12-Dec-16
<b>Admin 1</b>	BORNO
<b>Admin 2</b>	DAMBOA
<b>Admin 3</b>	DAMBOA
<b>Latitude</b>	11.159730
<b>Longitude</b>	12.758330

### DEMOGRAPHICS

Age/Sex	<1 year	1-5 years	6-17 years	18-59 years	>60 years	Total
Male	4	4	7	14	1	30
Female	5	7	7	17	2	38
<b>Total</b>	<b>9</b>	<b>11</b>	<b>14</b>	<b>31</b>	<b>3</b>	<b>68</b>

### VULNERABLE GROUPS

Pregnant Women	2	2.9%
Breastfeeding Mothers	11	16.2%
Persons with Physical Disabilities	0	0.0%
Persons with Mental Disabilities	0	0.0%
Single Female Headed Households	1	1.5%
Single Male Headed Households	0	0.0%
Older Persons	3	4.4%
<b>Total</b>	<b>17</b>	<b>25.0%</b>

### MOBILITY

Place of Origin of Largest IDP Group	BORNO	DAMBOA	WAWA / KOREDE
Place of Origin of 2nd Largest IDP Group	BORNO	DAMBOA	NULL
Area of intended return for Largest IDP Group	Place of origin		
Barriers to return home for Largest IDP Group	Lack of safety		

### SITE MANAGEMENT AGENCY (SMA)

Type of SMA	NULL	Agency Name	NULL
SMA Contact Name	NULL	Phone Number	NULL

### SERVICES

#### SHELTER

% families living outside (no shelter)	None	Most needed NFIs	Kitchen sets
% families living in emergency shelter	<25%	% HHs with mosquito nets	<75%
% families living in makeshift shelter	<75%	% HHs with access to safe cooking facilities	<25%
% families living indoors (solid walls)	None	% HHs with access to electricity	None

#### HEALTH

Location of health facilities/services	On-site (<3 km)	Access to health facility/services	Yes
Health facilities/services provider	INGO	Most prevalent health problems	Diarrhea

#### WASH

Location of site's main water source	On-site (<10 mn)	Total number functioning toilets	5
Liters of water per person per day	10 - 15 ltr	Separate male/female toilets	Yes
Main problems with drinking water	None	Separate male/female bathing areas	Yes

#### FOOD

Access to food	Yes, on site	Frequency of food distribution	Once a month
Access to market	Yes	Supplementary feeding for pregnant/lactant mothers?	Yes
Most common source for obtaining food	Distribution	Supplementary feeding for children?	Yes

#### PROTECTION

Security provided on-site	Yes	GBV referral mechanism in place	No
Main security provider	Military	Number of women friendly spaces	0
Most common type of security incident	None	Number of child friendly spaces	0
Most common type of GBV incident	None	Most reported problem in receiving support	None

#### EDUCATION

Location of nearest education facility	On-site	Number of families with source of income	2
% children going to school	<25%	Access to income generating activities	Yes

#### COMMUNICATION

Main source for obtaining information	Local leader/Community leader	Main topic of information requested	Distribution
---------------------------------------	-------------------------------	-------------------------------------	--------------





**113**

Households (HH)

**567**

Individuals

**Round 19**

24 September 2017

<b>Site ID</b>	<b>BO_S219</b>
<b>Site Type</b>	Camp
<b>Site Classification</b>	Spontaneous
<b>Site Open Date</b>	10-Oct-16
<b>Admin 1</b>	BORNO
<b>Admin 2</b>	DAMBOA
<b>Admin 3</b>	DAMBOA
<b>Latitude</b>	11.169690
<b>Longitude</b>	12.765360

### DEMOGRAPHICS

Age/Sex	<1 year	1-5 years	6-17 years	18-59 years	>60 years	Total
Male	21	32	62	121	5	241
Female	37	46	69	167	7	326
<b>Total</b>	<b>58</b>	<b>78</b>	<b>131</b>	<b>288</b>	<b>12</b>	<b>567</b>

### VULNERABLE GROUPS

Pregnant Women	21	3.7%
Breastfeeding Mothers	62	10.9%
Persons with Physical Disabilities	0	0.0%
Persons with Mental Disabilities	0	0.0%
Single Female Headed Households	6	1.1%
Single Male Headed Households	0	0.0%
Older Persons	12	2.1%
<b>Total</b>	<b>101</b>	<b>17.8%</b>

### MOBILITY

Place of Origin of Largest IDP Group	BORNO	DAMBOA	BEGO/YERWA/NGURNA
Place of Origin of 2nd Largest IDP Group	BORNO	NULL	NULL
Area of intended return for Largest IDP Group	Place of origin		
Barriers to return home for Largest IDP Group	Lack of safety		

### SITE MANAGEMENT AGENCY (SMA)

Type of SMA	Armed Forces	Agency Name	NIGERIA ARMY
SMA Contact Name	NIGERIA ARMY	Phone Number	NA

### SERVICES

SHELTER			
% families living outside (no shelter)	None	Most needed NFIs	Blankets/Mats
% families living in emergency shelter	<75%	% HHs with mosquito nets	<75%
% families living in makeshift shelter	<25%	% HHs with access to safe cooking facilities	<25%
% families living indoors (solid walls)	<25%	% HHs with access to electricity	None

HEALTH			
Location of health facilities/services	On-site (<3 km)	Access to health facility/services	Yes
Health facilities/services provider	INGO	Most prevalent health problems	Diarrhea

WASH			
Location of site's main water source	On-site (<10 mn)	Total number functioning toilets	27
Liters of water per person per day	10 - 15 ltr	Separate male/female toilets	Yes
Main problems with drinking water	Taste	Separate male/female bathing areas	Yes

FOOD			
Access to food	Yes, on site	Frequency of food distribution	Once a month
Access to market	Yes	Supplementary feeding for pregnant/lactant mothers?	Yes
Most common source for obtaining food	Distribution	Supplementary feeding for children?	Yes

PROTECTION			
Security provided on-site	Yes	GBV referral mechanism in place	No
Main security provider	Self organized	Number of women friendly spaces	0
Most common type of security incident	None	Number of child friendly spaces	0
Most common type of GBV incident	None	Most reported problem in receiving support	None

EDUCATION		LIVELIHOOD	
Location of nearest education facility	On-site	Number of families with source of income	21
% children going to school	<25%	Access to income generating activities	Yes

COMMUNICATION			
Main source for obtaining information	Local leader/Community leader	Main topic of information requested	Distribution

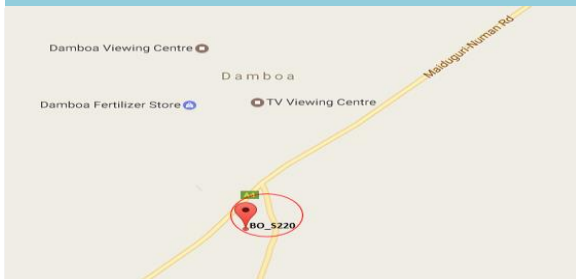


# ESTATE CAMP

Site Profile

DTM

Nigeria



34

Households (HH)

111

Individuals

Round 19

24 September 2017

<b>Site ID</b>	<b>BO_S220</b>
<b>Site Type</b>	Camp
<b>Site Classification</b>	Spontaneous
<b>Site Open Date</b>	8-Jul-16
<b>Admin 1</b>	BORNO
<b>Admin 2</b>	DAMBOA
<b>Admin 3</b>	DAMBOA
<b>Latitude</b>	11.146460
<b>Longitude</b>	12.756080

### DEMOGRAPHICS

Age/Sex	<1 year	1-5 years	6-17 years	18-59 years	>60 years	Total
Male	5	5	10	32	2	54
Female	6	6	13	30	2	57
<b>Total</b>	<b>11</b>	<b>11</b>	<b>23</b>	<b>62</b>	<b>4</b>	<b>111</b>

### VULNERABLE GROUPS

Pregnant Women	3	2.7%
Breastfeeding Mothers	12	10.8%
Persons with Physical Disabilities	0	0.0%
Persons with Mental Disabilities	0	0.0%
Single Female Headed Households	4	3.6%
Single Male Headed Households	0	0.0%
Older Persons	4	3.6%
<b>Total</b>	<b>23</b>	<b>20.7%</b>

### MOBILITY

Place of Origin of Largest IDP Group	BORNO	DAMBOA	WAWA / KOREDE
Place of Origin of 2nd Largest IDP Group	BORNO	DAMBOA	WAWA / KOREDE
Area of intended return for Largest IDP Group	Place of origin		
Barriers to return home for Largest IDP Group	Lack of safety		

### SITE MANAGEMENT AGENCY (SMA)

Type of SMA	INGO	Agency Name	N/A
SMA Contact Name	N/A	Phone Number	N/A

### SERVICES

SHELTER			
% families living outside (no shelter)	None	Most needed NFIs	Kitchen sets
% families living in emergency shelter	<25%	% HHs with mosquito nets	<75%
% families living in makeshift shelter	<25%	% HHs with access to safe cooking facilities	<25%
% families living indoors (solid walls)	<75%	% HHs with access to electricity	None

HEALTH			
Location of health facilities/services	On-site (<3 km)	Access to health facility/services	Yes
Health facilities/services provider	INGO	Most prevalent health problems	Diarrhea

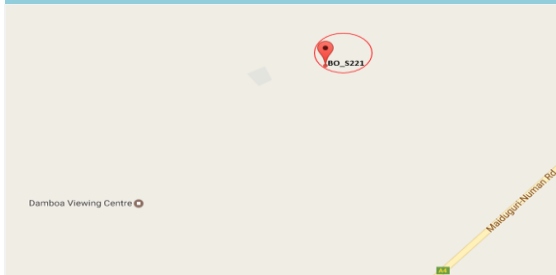
WASH			
Location of site's main water source	On-site (<10 mn)	Total number functioning toilets	3
Liters of water per person per day	10 - 15 ltr	Separate male/female toilets	Yes
Main problems with drinking water	None	Separate male/female bathing areas	Yes

FOOD			
Access to food	Yes, on site	Frequency of food distribution	Once a month
Access to market	Yes	Supplementary feeding for pregnant/lactant mothers?	Yes
Most common source for obtaining food	Distribution	Supplementary feeding for children?	Yes

PROTECTION			
Security provided on-site	Yes	GBV referral mechanism in place	No
Main security provider	Military	Number of women friendly spaces	0
Most common type of security incident	None	Number of child friendly spaces	0
Most common type of GBV incident	None	Most reported problem in receiving support	None

EDUCATION		LIVELIHOOD	
Location of nearest education facility	On-site	Number of families with source of income	4
% children going to school	<25%	Access to income generating activities	Yes

COMMUNICATION			
Main source for obtaining information	Local leader/Community leader	Main topic of information requested	Distribution



42

Households (HH)

231

Individuals

Round 19

24 September 2017

<b>Site ID</b>	<b>BO_S221</b>
<b>Site Type</b>	Camp
<b>Site Classification</b>	Spontaneous
<b>Site Open Date</b>	11-Aug-16
<b>Admin 1</b>	BORNO
<b>Admin 2</b>	DAMBOA
<b>Admin 3</b>	DAMBOA
<b>Latitude</b>	11.162530
<b>Longitude</b>	12.759700

### DEMOGRAPHICS

Age/Sex	<1 year	1-5 years	6-17 years	18-59 years	>60 years	Total
Male	8	17	27	47	2	101
Female	10	22	39	56	3	130
<b>Total</b>	<b>18</b>	<b>39</b>	<b>66</b>	<b>103</b>	<b>5</b>	<b>231</b>

### VULNERABLE GROUPS

Pregnant Women	4	1.7%
Breastfeeding Mothers	27	11.7%
Persons with Physical Disabilities	0	0.0%
Persons with Mental Disabilities	0	0.0%
Single Female Headed Households	2	0.9%
Single Male Headed Households	0	0.0%
Older Persons	5	2.2%
<b>Total</b>	<b>38</b>	<b>16.5%</b>

### MOBILITY

Place of Origin of Largest IDP Group	BORNO	DAMBOA	WAWA / KOREDE
Place of Origin of 2nd Largest IDP Group	BORNO	KONDUGA	NULL
Area of intended return for Largest IDP Group	Place of origin		
Barriers to return home for Largest IDP Group	Lack of safety		

### SITE MANAGEMENT AGENCY (SMA)

Type of SMA	NULL	Agency Name	NULL
SMA Contact Name	NULL	Phone Number	NULL

### SERVICES

#### SHELTER

% families living outside (no shelter)	None	Most needed NFIs	Kitchen sets
% families living in emergency shelter	<25%	% HHs with mosquito nets	<75%
% families living in makeshift shelter	<25%	% HHs with access to safe cooking facilities	<25%
% families living indoors (solid walls)	<75%	% HHs with access to electricity	None

#### HEALTH

Location of health facilities/services	On-site (<3 km)	Access to health facility/services	Yes
Health facilities/services provider	INGO	Most prevalent health problems	Diarrhea

#### WASH

Location of site's main water source	On-site (<10 mn)	Total number functioning toilets	0
Liters of water per person per day	10 - 15 ltr	Separate male/female toilets	Yes
Main problems with drinking water	Taste	Separate male/female bathing areas	Yes

#### FOOD

Access to food	Yes, on site	Frequency of food distribution	Once a month
Access to market	No	Supplementary feeding for pregnant/lactant mothers?	Yes
Most common source for obtaining food	Distribution	Supplementary feeding for children?	Yes

#### PROTECTION

Security provided on-site	Yes	GBV referral mechanism in place	No
Main security provider	Military	Number of women friendly spaces	0
Most common type of security incident	None	Number of child friendly spaces	0
Most common type of GBV incident	None	Most reported problem in receiving support	None

#### EDUCATION

Location of nearest education facility	On-site	Number of families with source of income	0
% children going to school	<25%	Access to income generating activities	Yes

#### COMMUNICATION

Main source for obtaining information	Local leader/Community leader	Main topic of information requested	Distribution
---------------------------------------	-------------------------------	-------------------------------------	--------------

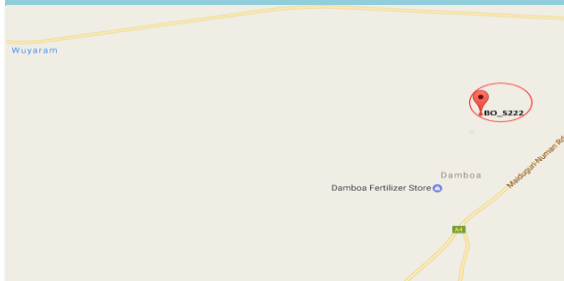


# UPPER COURT

Site Profile

DTM

Nigeria



54

Households (HH)

288

Individuals

Round 19

24 September 2017

<b>Site ID</b>	<b>BO_S222</b>
<b>Site Type</b>	Camp
<b>Site Classification</b>	Spontaneous
<b>Site Open Date</b>	10-Dec-15
<b>Admin 1</b>	BORNO
<b>Admin 2</b>	DAMBOA
<b>Admin 3</b>	DAMBOA
<b>Latitude</b>	11.164640
<b>Longitude</b>	12.758850

### DEMOGRAPHICS

Age/Sex	<1 year	1-5 years	6-17 years	18-59 years	>60 years	Total
Male	8	14	46	66	2	136
Female	10	17	52	70	3	152
<b>Total</b>	<b>18</b>	<b>31</b>	<b>98</b>	<b>136</b>	<b>5</b>	<b>288</b>

### VULNERABLE GROUPS

Pregnant Women	8	2.8%
Breastfeeding Mothers	21	7.3%
Persons with Physical Disabilities	3	1.0%
Persons with Mental Disabilities	1	0.3%
Single Female Headed Households	2	0.7%
Single Male Headed Households	0	0.0%
Older Persons	5	1.7%
<b>Total</b>	<b>40</b>	<b>13.9%</b>

### MOBILITY

Place of Origin of Largest IDP Group	BORNO	KONDUGA	NYALERI/SANDIA/YEJIWA
Place of Origin of 2nd Largest IDP Group	BORNO	DAMBOA	WAWA / KOREDE
Area of intended return for Largest IDP Group	Place of origin		
Barriers to return home for Largest IDP Group	Lack of safety		

### SITE MANAGEMENT AGENCY (SMA)

Type of SMA	INGO	Agency Name	NA
SMA Contact Name	NA	Phone Number	NULL

### SERVICES

#### SHELTER

% families living outside (no shelter)	None	Most needed NFIs	Blankets/Mats
% families living in emergency shelter	<75%	% HHs with mosquito nets	<75%
% families living in makeshift shelter	<25%	% HHs with access to safe cooking facilities	<25%
% families living indoors (solid walls)	<25%	% HHs with access to electricity	None

#### HEALTH

Location of health facilities/services	On-site (<3 km)	Access to health facility/services	Yes
Health facilities/services provider	INGO	Most prevalent health problems	Diarrhea

#### WASH

Location of site's main water source	On-site (<10 mn)	Total number functioning toilets	0
Liters of water per person per day	10 - 15 ltr	Separate male/female toilets	Yes
Main problems with drinking water	None	Separate male/female bathing areas	Yes

#### FOOD

Access to food	Yes, on site	Frequency of food distribution	Once a month
Access to market	Yes	Supplementary feeding for pregnant/lactant mothers?	Yes
Most common source for obtaining food	Distribution	Supplementary feeding for children?	Yes

#### PROTECTION

Security provided on-site	Yes	GBV referral mechanism in place	No
Main security provider	Military	Number of women friendly spaces	0
Most common type of security incident	None	Number of child friendly spaces	0
Most common type of GBV incident	None	Most reported problem in receiving support	None

#### EDUCATION

Location of nearest education facility	On-site	<b>LIVELIHOOD</b>	
% children going to school	<25%	Number of families with source of income	10
		Access to income generating activities	Yes

#### COMMUNICATION

Main source for obtaining information	Local leader/Community leader	Main topic of information requested	Distribution
---------------------------------------	-------------------------------	-------------------------------------	--------------



# POLICE BARRACK

Site Profile

DTM

Nigeria

26

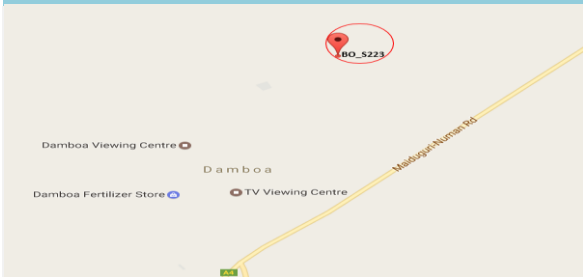
Households (HH)

136

Individuals

Round 19

24 September 2017



<b>Site ID</b>	<b>BO_S223</b>
<b>Site Type</b>	Camp
<b>Site Classification</b>	Spontaneous
<b>Site Open Date</b>	2-Sep-16
<b>Admin 1</b>	BORNO
<b>Admin 2</b>	DAMBOA
<b>Admin 3</b>	DAMBOA
<b>Latitude</b>	11.161160
<b>Longitude</b>	12.761150

DEMOGRAPHICS						
Age/Sex	<1 year	1-5 years	6-17 years	18-59 years	>60 years	Total
Male	4	8	14	33	1	60
Female	4	12	18	40	2	76
<b>Total</b>	<b>8</b>	<b>20</b>	<b>32</b>	<b>73</b>	<b>3</b>	<b>136</b>

VULNERABLE GROUPS		
Pregnant Women	3	2.2%
Breastfeeding Mothers	14	10.3%
Persons with Physical Disabilities	0	0.0%
Persons with Mental Disabilities	0	0.0%
Single Female Headed Households	3	2.2%
Single Male Headed Households	0	0.0%
Older Persons	3	2.2%
<b>Total</b>	<b>23</b>	<b>16.9%</b>

MOBILITY			
Place of Origin of Largest IDP Group	BORNO	DAMBOA	WAWA / KOREDE
Place of Origin of 2nd Largest IDP Group	BORNO	DAMBOA	GUMSURI/MISAKURBUDU
Area of intended return for Largest IDP Group	Place of origin		
Barriers to return home for Largest IDP Group	Lack of safety		

SITE MANAGEMENT AGENCY (SMA)			
Type of SMA	INGO	Agency Name	NA
SMA Contact Name	NA	Phone Number	NULL

SERVICES			
<b>SHELTER</b>			
% families living outside (no shelter)	None	Most needed NFIs	Kitchen sets
% families living in emergency shelter	<50%	% HHs with mosquito nets	<75%
% families living in makeshift shelter	None	% HHs with access to safe cooking facilities	<25%
% families living indoors (solid walls)	<75%	% HHs with access to electricity	None

HEALTH			
Location of health facilities/services	Off-site (<3 km)	Access to health facility/services	Yes
Health facilities/services provider	INGO	Most prevalent health problems	Diarrhea

WASH			
Location of site's main water source	On-site (<10 mn)	Total number functioning toilets	15
Liters of water per person per day	10 - 15 ltr	Separate male/female toilets	Yes
Main problems with drinking water	None	Separate male/female bathing areas	Yes

FOOD			
Access to food	Yes, on site	Frequency of food distribution	Once a month
Access to market	Yes	Supplementary feeding for pregnant/lactant mothers?	Yes
Most common source for obtaining food	Distribution	Supplementary feeding for children?	Yes

PROTECTION			
Security provided on-site	Yes	GBV referral mechanism in place	No
Main security provider	Military	Number of women friendly spaces	0
Most common type of security incident	None	Number of child friendly spaces	0
Most common type of GBV incident	None	Most reported problem in receiving support	None

EDUCATION		LIVELIHOOD	
Location of nearest education facility	On-site	Number of families with source of income	4
% children going to school	<25%	Access to income generating activities	Yes

COMMUNICATION			
Main source for obtaining information	Local leader/Community leader	Main topic of information requested	Distribution

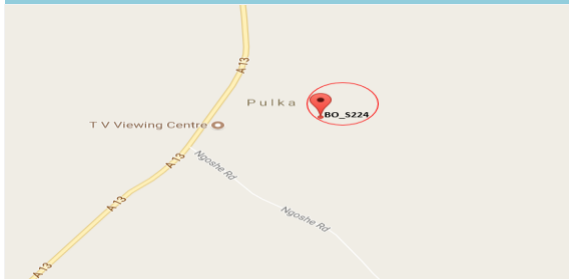


# CAMP 2 (WEGE)

Site Profile

DTM

Nigeria



500

Households (HH)

2852

Individuals

Round 19

24 September 2017

<b>Site ID</b>	<b>BO_S224</b>
<b>Site Type</b>	Camp
<b>Site Classification</b>	Spontaneous
<b>Site Open Date</b>	15-Sep-16
<b>Admin 1</b>	BORNO
<b>Admin 2</b>	GWOZA
<b>Admin 3</b>	PULKA/BOKKO
<b>Latitude</b>	11.225350
<b>Longitude</b>	13.786060

### DEMOGRAPHICS

Age/Sex	<1 year	1-5 years	6-17 years	18-59 years	>60 years	Total
Male	129	274	330	216	15	964
Female	139	366	797	491	95	1,888
<b>Total</b>	<b>268</b>	<b>640</b>	<b>1,127</b>	<b>707</b>	<b>110</b>	<b>2,852</b>

### VULNERABLE GROUPS

Pregnant Women	35	1.2%
Breastfeeding Mothers	406	14.2%
Persons with Physical Disabilities	0	0.0%
Persons with Mental Disabilities	0	0.0%
Single Female Headed Households	45	1.6%
Single Male Headed Households	5	0.2%
Older Persons	110	3.9%
<b>Total</b>	<b>601</b>	<b>21.1%</b>

### MOBILITY

Place of Origin of Largest IDP Group	BORNO	GWOZA	NGOSHE
Place of Origin of 2nd Largest IDP Group	BORNO	GWOZA	KIRAWA/JIMINI
Area of intended return for Largest IDP Group	Place of origin		
Barriers to return home for Largest IDP Group	Lack of safety		

### SITE MANAGEMENT AGENCY (SMA)

Type of SMA	INGO	Agency Name	IOM
SMA Contact Name	IOM	Phone Number	NA

### SERVICES

#### SHELTER

% families living outside (no shelter)	None	Most needed NFIs	Blankets/Mats
% families living in emergency shelter	>75%	% HHs with mosquito nets	<75%
% families living in makeshift shelter	None	% HHs with access to safe cooking facilities	<25%
% families living indoors (solid walls)	None	% HHs with access to electricity	None

#### HEALTH

Location of health facilities/services	On-site (<3 km)	Access to health facility/services	Yes
Health facilities/services provider	INGO	Most prevalent health problems	Malaria

#### WASH

Location of site's main water source	On-site (<10 mn)	Total number functioning toilets	0
Liters of water per person per day	5 - 10 ltr	Separate male/female toilets	No
Main problems with drinking water	None	Separate male/female bathing areas	No

#### FOOD

Access to food	Yes, on site	Frequency of food distribution	Once a month
Access to market	Yes	Supplementary feeding for pregnant/lactant mothers?	Yes
Most common source for obtaining food	Distribution	Supplementary feeding for children?	Yes

#### PROTECTION

Security provided on-site	Yes	GBV referral mechanism in place	Yes
Main security provider	Self organized	Number of women friendly spaces	0
Most common type of security incident	None	Number of child friendly spaces	0
Most common type of GBV incident	Domestic violence	Most reported problem in receiving support	None

#### EDUCATION

Location of nearest education facility	Off-site	Number of families with source of income	0
% children going to school	<25%	Access to income generating activities	Yes

#### COMMUNICATION

Main source for obtaining information	Local leader/Community leader	Main topic of information requested	Safety and Security
---------------------------------------	-------------------------------	-------------------------------------	---------------------


**73**

Households (HH)

**239**

Individuals

**Round 19**

24 September 2017

<b>Site ID</b>	<b>BO_S225</b>
<b>Site Type</b>	Camp
<b>Site Classification</b>	Spontaneous
<b>Site Open Date</b>	1-Feb-16
<b>Admin 1</b>	BORNO
<b>Admin 2</b>	MAIDUGURI M. C.
<b>Admin 3</b>	MAISANDARI
<b>Latitude</b>	11.791310
<b>Longitude</b>	13.127500

**DEMOGRAPHICS**

Age/Sex	<1 year	1-5 years	6-17 years	18-59 years	>60 years	Total
Male	11	17	31	32	7	98
Female	12	30	46	44	9	141
<b>Total</b>	<b>23</b>	<b>47</b>	<b>77</b>	<b>76</b>	<b>16</b>	<b>239</b>

**VULNERABLE GROUPS**

Pregnant Women	14	5.9%
Breastfeeding Mothers	31	13.0%
Persons with Physical Disabilities	0	0.0%
Persons with Mental Disabilities	2	0.8%
Single Female Headed Households	12	5.0%
Single Male Headed Households	0	0.0%
Older Persons	16	6.7%
<b>Total</b>	<b>75</b>	<b>31.4%</b>

**MOBILITY**

Place of Origin of Largest IDP Group	BORNO	KONDUGA	MASBA / DALWA WEST
Place of Origin of 2nd Largest IDP Group	BORNO	KONDUGA	NYALERI/SANDIA/YEJIWA
Area of intended return for Largest IDP Group	Place of origin		
Barriers to return home for Largest IDP Group	Lack of safety		

**SITE MANAGEMENT AGENCY (SMA)**

Type of SMA	Individual/Private	Agency Name	NA
SMA Contact Name	NA	Phone Number	NULL

**SERVICES**

SHELTER			
% families living outside (no shelter)	None	Most needed NFIs	Blankets/Mats
% families living in emergency shelter	<25%	% HHs with mosquito nets	<25%
% families living in makeshift shelter	>75%	% HHs with access to safe cooking facilities	<50%
% families living indoors (solid walls)	<50%	% HHs with access to electricity	None

HEALTH			
Location of health facilities/services	Off-site (<3 km)	Access to health facility/services	Yes
Health facilities/services provider	INGO	Most prevalent health problems	Fever

WASH			
Location of site's main water source	On-site (<10 mn)	Total number functioning toilets	3
Liters of water per person per day	>15 ltr	Separate male/female toilets	No
Main problems with drinking water	None	Separate male/female bathing areas	Yes

FOOD			
Access to food	Yes, on site	Frequency of food distribution	Irregular
Access to market	No	Supplementary feeding for pregnant/lactant mothers?	No
Most common source for obtaining food	Distribution	Supplementary feeding for children?	No

PROTECTION			
Security provided on-site	Yes	GBV referral mechanism in place	No
Main security provider	Self organized	Number of women friendly spaces	0
Most common type of security incident	None	Number of child friendly spaces	0
Most common type of GBV incident	None	Most reported problem in receiving support	Not enough assistance for all entitled

EDUCATION		LIVELIHOOD	
Location of nearest education facility	Off-site	Number of families with source of income	35
% children going to school	<50%	Access to income generating activities	Yes

COMMUNICATION			
Main source for obtaining information	Friends, neighbors and family	Main topic of information requested	Distribution



# KHADDAMARI QTRS

Site Profile

DTM

Nigeria



**360**

Households (HH)

**1922**

Individuals

**Round 19**

24 September 2017

<b>Site ID</b>	<b>BO_S226</b>
<b>Site Type</b>	Camp
<b>Site Classification</b>	Spontaneous
<b>Site Open Date</b>	2-Feb-17
<b>Admin 1</b>	BORNO
<b>Admin 2</b>	JERE
<b>Admin 3</b>	NGUDAA/ADDAMARI
<b>Latitude</b>	11.946680
<b>Longitude</b>	13.221990

## DEMOGRAPHICS

Age/Sex	<1 year	1-5 years	6-17 years	18-59 years	>60 years	Total
Male	41	183	275	293	72	864
Female	51	224	336	359	88	1,058
<b>Total</b>	<b>92</b>	<b>407</b>	<b>611</b>	<b>652</b>	<b>160</b>	<b>1,922</b>

## VULNERABLE GROUPS

Pregnant Women	26	1.4%
Breastfeeding Mothers	107	5.6%
Persons with Physical Disabilities	12	0.6%
Persons with Mental Disabilities	0	0.0%
Single Female Headed Households	17	0.9%
Single Male Headed Households	19	1.0%
Older Persons	160	8.3%
<b>Total</b>	<b>341</b>	<b>17.7%</b>

## MOBILITY

Place of Origin of Largest IDP Group	BORNO	JERE	NGUDAA/ADDAMARI
Place of Origin of 2nd Largest IDP Group	BORNO	MAFA	MAFA
Area of intended return for Largest IDP Group	Place of origin		
Barriers to return home for Largest IDP Group	Lack of safety		

## SITE MANAGEMENT AGENCY (SMA)

Type of SMA	NULL	Agency Name	NA
SMA Contact Name	NA	Phone Number	NA

## SERVICES

### SHELTER

% families living outside (no shelter)	<25%	Most needed NFIs	Blankets/Mats
% families living in emergency shelter	None	% HHs with mosquito nets	<25%
% families living in makeshift shelter	<75%	% HHs with access to safe cooking facilities	<25%
% families living indoors (solid walls)	<25%	% HHs with access to electricity	None

### HEALTH

Location of health facilities/services	Off-site (>3 km)	Access to health facility/services	Yes
Health facilities/services provider	INGO	Most prevalent health problems	Malaria

### WASH

Location of site's main water source	Off-site (<10 mn)	Total number functioning toilets	16
Liters of water per person per day	5 - 10 ltr	Separate male/female toilets	No
Main problems with drinking water	None	Separate male/female bathing areas	Yes

### FOOD

Access to food	Yes, on site	Frequency of food distribution	Irregular
Access to market	No	Supplementary feeding for pregnant/lactant mothers?	No
Most common source for obtaining food	Distribution	Supplementary feeding for children?	Yes

### PROTECTION

Security provided on-site	Yes	GBV referral mechanism in place	No
Main security provider	Police	Number of women friendly spaces	0
Most common type of security incident	None	Number of child friendly spaces	0
Most common type of GBV incident	None	Most reported problem in receiving support	Not enough assistance for all entitled

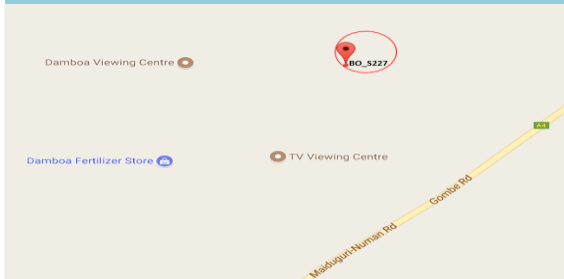
### EDUCATION

Location of nearest education facility	On-site	Number of families with source of income	0
% children going to school	<25%	Access to income generating activities	Yes

### COMMUNICATION

Main source for obtaining information	Local leader/Community leader	Main topic of information requested	Distribution
---------------------------------------	-------------------------------	-------------------------------------	--------------





### 13

Households (HH)

### 44

Individuals

### Round 19

24 September 2017

<b>Site ID</b>	<b>BO_S227</b>
<b>Site Type</b>	Camp
<b>Site Classification</b>	Spontaneous
<b>Site Open Date</b>	NULL
<b>Admin 1</b>	BORNO
<b>Admin 2</b>	DAMBOA
<b>Admin 3</b>	DAMBOA
<b>Latitude</b>	11.157760
<b>Longitude</b>	12.758270

DEMOGRAPHICS						
Age/Sex	<1 year	1-5 years	6-17 years	18-59 years	>60 years	Total
Male	2	3	2	13	0	20
Female	1	4	3	15	1	24
<b>Total</b>	<b>3</b>	<b>7</b>	<b>5</b>	<b>28</b>	<b>1</b>	<b>44</b>

VULNERABLE GROUPS		
Pregnant Women	2	4.5%
Breastfeeding Mothers	4	9.1%
Persons with Physical Disabilities	0	0.0%
Persons with Mental Disabilities	0	0.0%
Single Female Headed Households	1	2.3%
Single Male Headed Households	0	0.0%
Older Persons	1	2.3%
<b>Total</b>	<b>8</b>	<b>18.2%</b>

MOBILITY			
Place of Origin of Largest IDP Group	BORNO	DAMBOA	WAWA / KOREDE
Place of Origin of 2nd Largest IDP Group	BORNO	DAMBOA	WAWA / KOREDE
Area of intended return for Largest IDP Group	Place of origin		
Barriers to return home for Largest IDP Group	Lack of safety		

SITE MANAGEMENT AGENCY (SMA)			
Type of SMA	INGO	Agency Name	NA
SMA Contact Name	NA	Phone Number	NULL

SERVICES			
<b>SHELTER</b>			
% families living outside (no shelter)	None	Most needed NFIs	Kitchen sets
% families living in emergency shelter	<25%	% HHs with mosquito nets	<75%
% families living in makeshift shelter	<75%	% HHs with access to safe cooking facilities	<25%
% families living indoors (solid walls)	None	% HHs with access to electricity	None

HEALTH			
Location of health facilities/services	Off-site (<3 km)	Access to health facility/services	Yes
Health facilities/services provider	INGO	Most prevalent health problems	Diarrhea

WASH			
Location of site's main water source	On-site (<10 mn)	Total number functioning toilets	2
Liters of water per person per day	5 - 10 ltr	Separate male/female toilets	No
Main problems with drinking water	None	Separate male/female bathing areas	No

FOOD			
Access to food	Yes, on site	Frequency of food distribution	Once a month
Access to market	Yes	Supplementary feeding for pregnant/lactant mothers?	Yes
Most common source for obtaining food	Distribution	Supplementary feeding for children?	Yes

PROTECTION			
Security provided on-site	Yes	GBV referral mechanism in place	No
Main security provider	Military	Number of women friendly spaces	0
Most common type of security incident	None	Number of child friendly spaces	0
Most common type of GBV incident	None	Most reported problem in receiving support	None

EDUCATION		LIVELIHOOD	
Location of nearest education facility	On-site	Number of families with source of income	4
% children going to school	<25%	Access to income generating activities	Yes

COMMUNICATION			
Main source for obtaining information	Local leader/Community leader	Main topic of information requested	Distribution

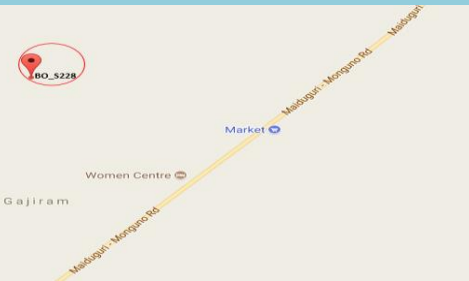


# BUKARTI CAMP

Site Profile

DTM

Nigeria



**40**  
Households (HH)

**198**  
Individuals

**Round 19**  
24 September 2017

### DEMOGRAPHICS

Age/Sex	<1 year	1-5 years	6-17 years	18-59 years	>60 years	Total
Male	9	13	29	37	5	93
Female	7	16	34	45	3	105
<b>Total</b>	<b>16</b>	<b>29</b>	<b>63</b>	<b>82</b>	<b>8</b>	<b>198</b>

### VULNERABLE GROUPS

Pregnant Women	13	6.6%
Breastfeeding Mothers	21	10.6%
Persons with Physical Disabilities	1	0.5%
Persons with Mental Disabilities	1	0.5%
Single Female Headed Households	11	5.6%
Single Male Headed Households	4	2.0%
Older Persons	8	4.0%
<b>Total</b>	<b>59</b>	<b>29.8%</b>

<b>Site ID</b>	<b>BO_S228</b>
<b>Site Type</b>	Camp
<b>Site Classification</b>	Planned
<b>Site Open Date</b>	4-Apr-17
<b>Admin 1</b>	BORNO
<b>Admin 2</b>	NGANZAI
<b>Admin 3</b>	GAJIRAM
<b>Latitude</b>	12.494370
<b>Longitude</b>	13.205640

### MOBILITY

Place of Origin of Largest IDP Group	BORNO	MONGUNO	SURE
Place of Origin of 2nd Largest IDP Group	BORNO	NGANZAI	SUGUNDURE
Area of intended return for Largest IDP Group	Place of origin		
Barriers to return home for Largest IDP Group	Lack of safety		

### SITE MANAGEMENT AGENCY (SMA)

Type of SMA	NULL	Agency Name	NULL
SMA Contact Name	NULL	Phone Number	NULL

### SERVICES

SHELTER			
% families living outside (no shelter)	None	Most needed NFIs	Bucket/Jerry Can
% families living in emergency shelter	>75%	% HHs with mosquito nets	>75%
% families living in makeshift shelter	None	% HHs with access to safe cooking facilities	<50%
% families living indoors (solid walls)	None	% HHs with access to electricity	None

HEALTH			
Location of health facilities/services	Off-site (<3 km)	Access to health facility/services	Yes
Health facilities/services provider	NGO	Most prevalent health problems	RTI

WASH			
Location of site's main water source	On-site (<10 mn)	Total number functioning toilets	0
Liters of water per person per day	10 - 15 ltr	Separate male/female toilets	No
Main problems with drinking water	None	Separate male/female bathing areas	No

FOOD			
Access to food	Yes, on site	Frequency of food distribution	Irregular
Access to market	Yes	Supplementary feeding for pregnant/lactant mothers?	No
Most common source for obtaining food	Cash	Supplementary feeding for children?	No

PROTECTION			
Security provided on-site	Yes	GBV referral mechanism in place	No
Main security provider	Self organized	Number of women friendly spaces	0
Most common type of security incident	None	Number of child friendly spaces	0
Most common type of GBV incident	None	Most reported problem in receiving support	Not enough assistance for all entitled

EDUCATION		LIVELIHOOD	
Location of nearest education facility	None	Number of families with source of income	35
% children going to school	None	Access to income generating activities	Yes

COMMUNICATION			
Main source for obtaining information	Local leader/Community leader	Main topic of information requested	Safety and Security


**82**

Households (HH)

**348**

Individuals

**Round 19**

24 September 2017

<b>Site ID</b>	<b>BO_S229</b>
<b>Site Type</b>	Collective Settlement/Centre
<b>Site Classification</b>	Spontaneous
<b>Site Open Date</b>	19-Oct-14
<b>Admin 1</b>	BORNO
<b>Admin 2</b>	JERE
<b>Admin 3</b>	DUSUMAN
<b>Latitude</b>	11.865650
<b>Longitude</b>	13.232520

**DEMOGRAPHICS**

Age/Sex	<1 year	1-5 years	6-17 years	18-59 years	>60 years	Total
Male	6	11	30	45	51	143
Female	8	16	45	66	70	205
<b>Total</b>	<b>14</b>	<b>27</b>	<b>75</b>	<b>111</b>	<b>121</b>	<b>348</b>

**VULNERABLE GROUPS**

Pregnant Women	14	4.0%
Breastfeeding Mothers	22	6.3%
Persons with Physical Disabilities	4	1.1%
Persons with Mental Disabilities	2	0.6%
Single Female Headed Households	12	3.4%
Single Male Headed Households	6	1.7%
Older Persons	121	34.8%
<b>Total</b>	<b>181</b>	<b>52.0%</b>

**MOBILITY**

Place of Origin of Largest IDP Group	BORNO	MAFA	LIMANTI
Place of Origin of 2nd Largest IDP Group	BORNO	BAMA	AWANTI / MALAM / MASTARI / ABB/
Area of intended return for Largest IDP Group	Place of origin		
Barriers to return home for Largest IDP Group	Lack of safety		

**SITE MANAGEMENT AGENCY (SMA)**

Type of SMA	NULL	Agency Name	NULL
SMA Contact Name	NULL	Phone Number	NULL

**SERVICES**

SHELTER			
% families living outside (no shelter)	None	Most needed NFIs	Blankets/Mats
% families living in emergency shelter	<75%	% HHs with mosquito nets	<50%
% families living in makeshift shelter	<50%	% HHs with access to safe cooking facilities	None
% families living indoors (solid walls)	None	% HHs with access to electricity	None

HEALTH			
Location of health facilities/services	On-site (<3 km)	Access to health facility/services	Yes
Health facilities/services provider	INGO	Most prevalent health problems	Malaria

WASH			
Location of site's main water source	On-site (<10 mn)	Total number functioning toilets	16
Liters of water per person per day	10 - 15 ltr	Separate male/female toilets	No
Main problems with drinking water	None	Separate male/female bathing areas	No

FOOD			
Access to food	Yes, off site	Frequency of food distribution	Irregular
Access to market	Yes	Supplementary feeding for pregnant/lactant mothers?	No
Most common source for obtaining food	Distribution	Supplementary feeding for children?	No

PROTECTION			
Security provided on-site	No	GBV referral mechanism in place	No
Main security provider	None	Number of women friendly spaces	0
Most common type of security incident	None	Number of child friendly spaces	0
Most common type of GBV incident	None	Most reported problem in receiving support	None

EDUCATION		LIVELIHOOD	
Location of nearest education facility	None	Number of families with source of income	45
% children going to school	None	Access to income generating activities	Yes

COMMUNICATION			
Main source for obtaining information	Friends, neighbors and family	Main topic of information requested	Situation in areas of origin



# STADIUM CAMP

Site Profile

DTM

Nigeria



829

Households (HH)

3611

Individuals

Round 19

24 September 2017

<b>Site ID</b>	<b>BO_S230</b>
<b>Site Type</b>	Collective Settlement/Centre
<b>Site Classification</b>	Spontaneous
<b>Site Open Date</b>	20-May-17
<b>Admin 1</b>	BORNO
<b>Admin 2</b>	MONGUNO
<b>Admin 3</b>	MONGUNO
<b>Latitude</b>	12.665660
<b>Longitude</b>	13.626800

### DEMOGRAPHICS

Age/Sex	<1 year	1-5 years	6-17 years	18-59 years	>60 years	Total
Male	68	256	354	849	99	1,626
Female	82	312	433	1,037	121	1,985
<b>Total</b>	<b>150</b>	<b>568</b>	<b>787</b>	<b>1,886</b>	<b>220</b>	<b>3,611</b>

### VULNERABLE GROUPS

Pregnant Women	220	6.1%
Breastfeeding Mothers	260	7.2%
Persons with Physical Disabilities	30	0.8%
Persons with Mental Disabilities	20	0.6%
Single Female Headed Households	121	3.4%
Single Male Headed Households	16	0.4%
Older Persons	220	6.1%
<b>Total</b>	<b>887</b>	<b>24.6%</b>

### MOBILITY

Place of Origin of Largest IDP Group	BORNO	MARTE	NULL
Place of Origin of 2nd Largest IDP Group	BORNO	MARTE	KULLI
Area of intended return for Largest IDP Group	Place of origin		
Barriers to return home for Largest IDP Group	House damaged/destroyed		

### SITE MANAGEMENT AGENCY (SMA)

Type of SMA	NULL	Agency Name	NULL
SMA Contact Name	NULL	Phone Number	NULL

### SERVICES

#### SHELTER

% families living outside (no shelter)	None	Most needed NFIs	Blankets/Mats
% families living in emergency shelter	<75%	% HHs with mosquito nets	<50%
% families living in makeshift shelter	<50%	% HHs with access to safe cooking facilities	<50%
% families living indoors (solid walls)	None	% HHs with access to electricity	None

#### HEALTH

Location of health facilities/services	Off-site (<3 km)	Access to health facility/services	Yes
Health facilities/services provider	INGO	Most prevalent health problems	RTI

#### WASH

Location of site's main water source	Off-site (>10 mn)	Total number functioning toilets	125
Liters of water per person per day	<5 ltr	Separate male/female toilets	Yes
Main problems with drinking water	None	Separate male/female bathing areas	Yes

#### FOOD

Access to food	Yes, off site	Frequency of food distribution	Irregular
Access to market	Yes	Supplementary feeding for pregnant/lactant mothers?	Yes
Most common source for obtaining food	Cash	Supplementary feeding for children?	Yes

#### PROTECTION

Security provided on-site	Yes	GBV referral mechanism in place	No
Main security provider	Self organized	Number of women friendly spaces	0
Most common type of security incident	None	Number of child friendly spaces	0
Most common type of GBV incident	None	Most reported problem in receiving support	Not enough assistance for all entitled

#### EDUCATION

Location of nearest education facility	Off-site	Number of families with source of income	200
% children going to school	<50%	Access to income generating activities	Yes

#### COMMUNICATION

Main source for obtaining information	Local leader/Community leader	Main topic of information requested	Distribution
---------------------------------------	-------------------------------	-------------------------------------	--------------



# BIAFRA CAMP

Site Profile

DTM

Nigeria



**148**  
Households (HH)

**816**  
Individuals

**Round 19**  
24 September 2017

<b>Site ID</b>	<b>BO_S231</b>
<b>Site Type</b>	Camp
<b>Site Classification</b>	Spontaneous
<b>Site Open Date</b>	17-Feb-16
<b>Admin 1</b>	BORNO
<b>Admin 2</b>	MAIDUGURI M. C.
<b>Admin 3</b>	BULABLIN
<b>Latitude</b>	11.832890
<b>Longitude</b>	13.161050

### DEMOGRAPHICS

Age/Sex	<1 year	1-5 years	6-17 years	18-59 years	>60 years	Total
Male	33	66	125	121	22	367
Female	40	81	153	148	27	449
<b>Total</b>	<b>73</b>	<b>147</b>	<b>278</b>	<b>269</b>	<b>49</b>	<b>816</b>

### VULNERABLE GROUPS

Pregnant Women	52	6.4%
Breastfeeding Mothers	110	13.5%
Persons with Physical Disabilities	0	0.0%
Persons with Mental Disabilities	9	1.1%
Single Female Headed Households	5	0.6%
Single Male Headed Households	0	0.0%
Older Persons	49	6.0%
<b>Total</b>	<b>225</b>	<b>27.6%</b>

### MOBILITY

Place of Origin of Largest IDP Group	BORNO	KONDUGA	DAWA EAST / MALARI / KANGAMAR
Place of Origin of 2nd Largest IDP Group	BORNO	KONDUGA	DALORI / WANORI
Area of intended return for Largest IDP Group	Place of origin		
Barriers to return home for Largest IDP Group	Lack of safety		

### SITE MANAGEMENT AGENCY (SMA)

Type of SMA	NULL	Agency Name	NULL
SMA Contact Name	NULL	Phone Number	NULL

### SERVICES

SHELTER			
% families living outside (no shelter)	None	Most needed NFIs	Blankets/Mats
% families living in emergency shelter	>75%	% HHs with mosquito nets	<50%
% families living in makeshift shelter	<25%	% HHs with access to safe cooking facilities	<75%
% families living indoors (solid walls)	None	% HHs with access to electricity	None

HEALTH			
Location of health facilities/services	On-site (<3 km)	Access to health facility/services	Yes
Health facilities/services provider	INGO	Most prevalent health problems	Diarrhea

WASH			
Location of site's main water source	On-site (<10 mn)	Total number functioning toilets	0
Liters of water per person per day	5 - 10 ltr	Separate male/female toilets	Yes
Main problems with drinking water	None	Separate male/female bathing areas	Yes

FOOD			
Access to food	Yes, off site	Frequency of food distribution	Irregular
Access to market	Yes	Supplementary feeding for pregnant/lactant mothers?	Yes
Most common source for obtaining food	Cash	Supplementary feeding for children?	Yes

PROTECTION			
Security provided on-site	Yes	GBV referral mechanism in place	Yes
Main security provider	Self organized	Number of women friendly spaces	0
Most common type of security incident	Theft	Number of child friendly spaces	0
Most common type of GBV incident	None	Most reported problem in receiving support	Not enough assistance for all entitled

EDUCATION		LIVELIHOOD	
Location of nearest education facility	Off-site	Number of families with source of income	0
% children going to school	<50%	Access to income generating activities	Yes

COMMUNICATION			
Main source for obtaining information	Local leader/Community leader	Main topic of information requested	Distribution



**17**  
Households (HH)

**55**  
Individuals

**Round 19**  
24 September 2017

<b>Site ID</b>	<b>BO_S232</b>
<b>Site Type</b>	Camp
<b>Site Classification</b>	Spontaneous
<b>Site Open Date</b>	15-Feb-17
<b>Admin 1</b>	BORNO
<b>Admin 2</b>	MAIDUGURI M. C.
<b>Admin 3</b>	MAISANDARI
<b>Latitude</b>	11.796830
<b>Longitude</b>	13.112420

### DEMOGRAPHICS

Age/Sex	<1 year	1-5 years	6-17 years	18-59 years	>60 years	Total
Male	3	5	7	5	4	24
Female	7	6	8	5	5	31
<b>Total</b>	<b>10</b>	<b>11</b>	<b>15</b>	<b>10</b>	<b>9</b>	<b>55</b>

### VULNERABLE GROUPS

Pregnant Women	4	7.3%
Breastfeeding Mothers	17	30.9%
Persons with Physical Disabilities	0	0.0%
Persons with Mental Disabilities	0	0.0%
Single Female Headed Households	2	3.6%
Single Male Headed Households	0	0.0%
Older Persons	9	16.4%
<b>Total</b>	<b>32</b>	<b>58.2%</b>

### MOBILITY

Place of Origin of Largest IDP Group	BORNO	KONDUGA	MASBA / DALWA WEST
Place of Origin of 2nd Largest IDP Group	BORNO	KONDUGA	KAWURI
Area of intended return for Largest IDP Group	Place of origin		
Barriers to return home for Largest IDP Group	Lack of safety		

### SITE MANAGEMENT AGENCY (SMA)

Type of SMA	NULL	Agency Name	NULL
SMA Contact Name	NULL	Phone Number	NULL

### SERVICES

#### SHELTER

% families living outside (no shelter)	None	Most needed NFIs	Blankets/Mats
% families living in emergency shelter	>75%	% HHs with mosquito nets	None
% families living in makeshift shelter	None	% HHs with access to safe cooking facilities	>75%
% families living indoors (solid walls)	None	% HHs with access to electricity	None

#### HEALTH

Location of health facilities/services	On-site (<3 km)	Access to health facility/services	Yes
Health facilities/services provider	INGO	Most prevalent health problems	Malaria

#### WASH

Location of site's main water source	On-site (<10 mn)	Total number functioning toilets	2
Liters of water per person per day	10 - 15 ltr	Separate male/female toilets	No
Main problems with drinking water	None	Separate male/female bathing areas	No

#### FOOD

Access to food	Yes, off site	Frequency of food distribution	Irregular
Access to market	Yes	Supplementary feeding for pregnant/lactant mothers?	No
Most common source for obtaining food	Cash	Supplementary feeding for children?	No

#### PROTECTION

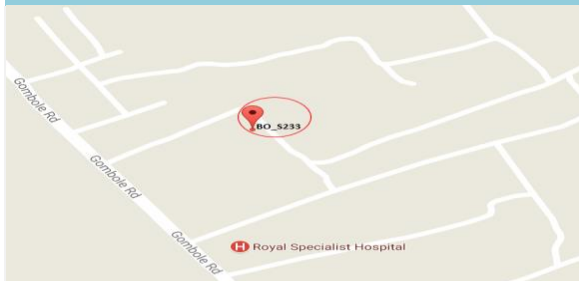
Security provided on-site	Yes	GBV referral mechanism in place	No
Main security provider	Self organized	Number of women friendly spaces	0
Most common type of security incident	None	Number of child friendly spaces	0
Most common type of GBV incident	None	Most reported problem in receiving support	Not enough assistance for all entitled

#### EDUCATION

Location of nearest education facility	On-site	Number of families with source of income	12
% children going to school	<75%	Access to income generating activities	Yes

#### COMMUNICATION

Main source for obtaining information	Local leader/Community leader	Main topic of information requested	Distribution
---------------------------------------	-------------------------------	-------------------------------------	--------------


**10**

Households (HH)

**46**

Individuals

**Round 19**

24 September 2017

<b>Site ID</b>	<b>BO_S233</b>
<b>Site Type</b>	Camp
<b>Site Classification</b>	Spontaneous
<b>Site Open Date</b>	NULL
<b>Admin 1</b>	BORNO
<b>Admin 2</b>	JERE
<b>Admin 3</b>	BALE GALTIMARI
<b>Latitude</b>	11.793370
<b>Longitude</b>	13.171820

DEMOGRAPHICS						
Age/Sex	<1 year	1-5 years	6-17 years	18-59 years	>60 years	Total
Male	2	4	5	6	2	19
Female	3	7	8	9	0	27
<b>Total</b>	<b>5</b>	<b>11</b>	<b>13</b>	<b>15</b>	<b>2</b>	<b>46</b>

VULNERABLE GROUPS		
Pregnant Women	3	6.5%
Breastfeeding Mothers	5	10.9%
Persons with Physical Disabilities	0	0.0%
Persons with Mental Disabilities	0	0.0%
Single Female Headed Households	1	2.2%
Single Male Headed Households	2	4.3%
Older Persons	2	4.3%
<b>Total</b>	<b>13</b>	<b>28.3%</b>

MOBILITY			
Place of Origin of Largest IDP Group	BORNO	KONDUGA	SOJIRI/ NGURO - NGURO
Place of Origin of 2nd Largest IDP Group	BORNO	KONDUGA	SOJIRI/ NGURO - NGURO
Area of intended return for Largest IDP Group	Place of origin		
Barriers to return home for Largest IDP Group	Lack of safety		

SITE MANAGEMENT AGENCY (SMA)			
Type of SMA	NULL	Agency Name	NULL
SMA Contact Name	NULL	Phone Number	NULL

SERVICES			
<b>SHELTER</b>			
% families living outside (no shelter)	None	Most needed NFIs	Mosquito nets
% families living in emergency shelter	None	% HHs with mosquito nets	None
% families living in makeshift shelter	>75%	% HHs with access to safe cooking facilities	<25%
% families living indoors (solid walls)	None	% HHs with access to electricity	None

HEALTH			
Location of health facilities/services	On-site (<3 km)	Access to health facility/services	Yes
Health facilities/services provider	Government	Most prevalent health problems	Malaria

WASH			
Location of site's main water source	On-site (<10 mn)	Total number functioning toilets	6
Liters of water per person per day	10 - 15 ltr	Separate male/female toilets	No
Main problems with drinking water	None	Separate male/female bathing areas	Yes

FOOD			
Access to food	Yes, on site	Frequency of food distribution	Irregular
Access to market	Yes	Supplementary feeding for pregnant/lactant mothers?	No
Most common source for obtaining food	Cash	Supplementary feeding for children?	No

PROTECTION			
Security provided on-site	Yes	GBV referral mechanism in place	No
Main security provider	Military	Number of women friendly spaces	0
Most common type of security incident	None	Number of child friendly spaces	0
Most common type of GBV incident	None	Most reported problem in receiving support	None

EDUCATION		LIVELIHOOD	
Location of nearest education facility	On-site	Number of families with source of income	0
% children going to school	<25%	Access to income generating activities	Yes

COMMUNICATION			
Main source for obtaining information	Friends, neighbors and family	Main topic of information requested	Distribution

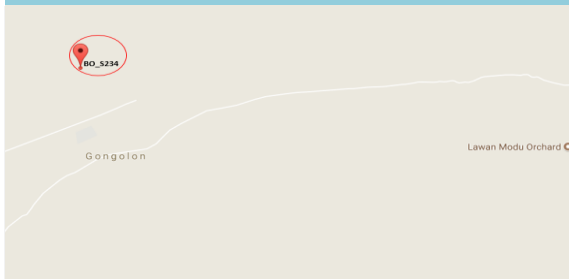


# GONGULONG CAMP

Site Profile

DTM

Nigeria



**72**  
Households (HH)

**443**  
Individuals

**Round 19**  
24 September 2017

<b>Site ID</b>	<b>BO_S234</b>
<b>Site Type</b>	Camp
<b>Site Classification</b>	Spontaneous
<b>Site Open Date</b>	NULL
<b>Admin 1</b>	BORNO
<b>Admin 2</b>	JERE
<b>Admin 3</b>	GONGULONG
<b>Latitude</b>	11.923440
<b>Longitude</b>	13.188080

DEMOGRAPHICS						
Age/Sex	<1 year	1-5 years	6-17 years	18-59 years	>60 years	Total
Male	9	35	62	79	16	201
Female	10	43	75	95	19	242
<b>Total</b>	<b>19</b>	<b>78</b>	<b>137</b>	<b>174</b>	<b>35</b>	<b>443</b>

VULNERABLE GROUPS		
Pregnant Women	19	4.3%
Breastfeeding Mothers	40	9.0%
Persons with Physical Disabilities	5	1.1%
Persons with Mental Disabilities	0	0.0%
Single Female Headed Households	12	2.7%
Single Male Headed Households	11	2.5%
Older Persons	35	7.9%
<b>Total</b>	<b>122</b>	<b>27.5%</b>

MOBILITY			
Place of Origin of Largest IDP Group	BORNO	MAFA	MASU
Place of Origin of 2nd Largest IDP Group	NULL	NULL	NULL
Area of intended return for Largest IDP Group	Place of origin		
Barriers to return home for Largest IDP Group	Lack of safety		

SITE MANAGEMENT AGENCY (SMA)			
Type of SMA	NULL	Agency Name	NA
SMA Contact Name	NA	Phone Number	NA

SERVICES			
<b>SHELTER</b>			
% families living outside (no shelter)	<25%	Most needed NFIs	Blankets/Mats
% families living in emergency shelter	None	% HHs with mosquito nets	<25%
% families living in makeshift shelter	>75%	% HHs with access to safe cooking facilities	<25%
% families living indoors (solid walls)	None	% HHs with access to electricity	None

HEALTH			
Location of health facilities/services	Off-site (>3 km)	Access to health facility/services	Yes
Health facilities/services provider	Government	Most prevalent health problems	Fever

WASH			
Location of site's main water source	On-site (<10 mn)	Total number functioning toilets	4
Liters of water per person per day	5 - 10 ltr	Separate male/female toilets	No
Main problems with drinking water	None	Separate male/female bathing areas	No

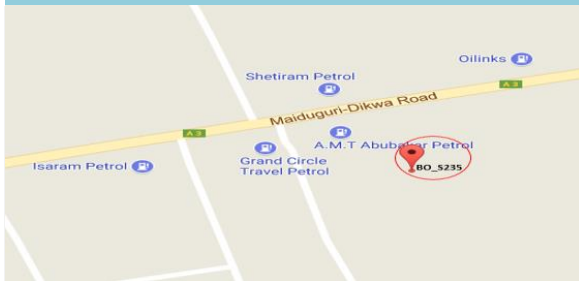
FOOD			
Access to food	Yes, off site	Frequency of food distribution	Irregular
Access to market	Yes	Supplementary feeding for pregnant/lactant mothers?	No
Most common source for obtaining food	Cash	Supplementary feeding for children?	No

PROTECTION			
Security provided on-site	Yes	GBV referral mechanism in place	Yes
Main security provider	Self organized	Number of women friendly spaces	0
Most common type of security incident	None	Number of child friendly spaces	0
Most common type of GBV incident	None	Most reported problem in receiving support	None

EDUCATION		LIVELIHOOD	
Location of nearest education facility	Off-site	Number of families with source of income	30
% children going to school	<50%	Access to income generating activities	Yes

COMMUNICATION			
Main source for obtaining information	Local leader/Community leader	Main topic of information requested	Distribution





**18**  
Households (HH)

**115**  
Individuals

**Round 19**  
24 September 2017

<b>Site ID</b>	<b>BO_S235</b>
<b>Site Type</b>	Collective Settlement/Centre
<b>Site Classification</b>	Spontaneous
<b>Site Open Date</b>	11-Aug-15
<b>Admin 1</b>	BORNO
<b>Admin 2</b>	JERE
<b>Admin 3</b>	MASHAMARI
<b>Latitude</b>	11.858660
<b>Longitude</b>	13.215390

DEMOGRAPHICS						
Age/Sex	<1 year	1-5 years	6-17 years	18-59 years	>60 years	Total
Male	3	10	16	20	2	51
Female	6	11	19	25	3	64
<b>Total</b>	<b>9</b>	<b>21</b>	<b>35</b>	<b>45</b>	<b>5</b>	<b>115</b>

VULNERABLE GROUPS		
Pregnant Women	4	3.5%
Breastfeeding Mothers	15	13.0%
Persons with Physical Disabilities	1	0.9%
Persons with Mental Disabilities	1	0.9%
Single Female Headed Households	1	0.9%
Single Male Headed Households	0	0.0%
Older Persons	5	4.3%
<b>Total</b>	<b>27</b>	<b>23.5%</b>

MOBILITY			
Place of Origin of Largest IDP Group	BORNO	NGALA	OLD GAMBORU 'A'
Place of Origin of 2nd Largest IDP Group	BORNO	MARTE	MUSUNE
Area of intended return for Largest IDP Group	Place of origin		
Barriers to return home for Largest IDP Group	Lack of safety		

SITE MANAGEMENT AGENCY (SMA)			
Type of SMA	NULL	Agency Name	NULL
SMA Contact Name	NULL	Phone Number	NULL

SERVICES			
<b>SHELTER</b>			
% families living outside (no shelter)	None	Most needed NFIs	Blankets/Mats
% families living in emergency shelter	None	% HHs with mosquito nets	<25%
% families living in makeshift shelter	<75%	% HHs with access to safe cooking facilities	None
% families living indoors (solid walls)	<50%	% HHs with access to electricity	None

HEALTH			
Location of health facilities/services	Off-site (<3 km)	Access to health facility/services	Yes
Health facilities/services provider	Government	Most prevalent health problems	Malaria

WASH			
Location of site's main water source	On-site (<10 mn)	Total number functioning toilets	5
Liters of water per person per day	10 - 15 ltr	Separate male/female toilets	Yes
Main problems with drinking water	None	Separate male/female bathing areas	No

FOOD			
Access to food	Yes, on site	Frequency of food distribution	Irregular
Access to market	Yes	Supplementary feeding for pregnant/lactant mothers?	No
Most common source for obtaining food	Cash	Supplementary feeding for children?	No

PROTECTION			
Security provided on-site	Yes	GBV referral mechanism in place	No
Main security provider	Self organized	Number of women friendly spaces	0
Most common type of security incident	None	Number of child friendly spaces	0
Most common type of GBV incident	None	Most reported problem in receiving support	None

EDUCATION		LIVELIHOOD	
Location of nearest education facility	Off-site	Number of families with source of income	7
% children going to school	<25%	Access to income generating activities	Yes

COMMUNICATION			
Main source for obtaining information	Local leader/Community leader	Main topic of information requested	Distribution



32

Households (HH)

201

Individuals

Round 19

24 September 2017

<b>Site ID</b>	<b>BO_S236</b>
<b>Site Type</b>	Collective Settlement/Centre
<b>Site Classification</b>	Spontaneous
<b>Site Open Date</b>	16-Aug-14
<b>Admin 1</b>	BORNO
<b>Admin 2</b>	JERE
<b>Admin 3</b>	MASHAMARI
<b>Latitude</b>	11.857650
<b>Longitude</b>	13.215430

### DEMOGRAPHICS

Age/Sex	<1 year	1-5 years	6-17 years	18-59 years	>60 years	Total
Male	6	16	28	36	3	89
Female	7	20	35	45	5	112
<b>Total</b>	<b>13</b>	<b>36</b>	<b>63</b>	<b>81</b>	<b>8</b>	<b>201</b>

### VULNERABLE GROUPS

Pregnant Women	2	1.0%
Breastfeeding Mothers	17	8.5%
Persons with Physical Disabilities	1	0.5%
Persons with Mental Disabilities	1	0.5%
Single Female Headed Households	2	1.0%
Single Male Headed Households	0	0.0%
Older Persons	8	4.0%
<b>Total</b>	<b>31</b>	<b>15.4%</b>

### MOBILITY

Place of Origin of Largest IDP Group	BORNO	MARTE	NJINE
Place of Origin of 2nd Largest IDP Group	NULL	NULL	NULL
Area of intended return for Largest IDP Group	Place of origin		
Barriers to return home for Largest IDP Group	Lack of safety		

### SITE MANAGEMENT AGENCY (SMA)

Type of SMA	NULL	Agency Name	NULL
SMA Contact Name	NULL	Phone Number	NULL

### SERVICES

#### SHELTER

% families living outside (no shelter)	<25%	Most needed NFIs	Blankets/Mats
% families living in emergency shelter	<25%	% HHs with mosquito nets	<50%
% families living in makeshift shelter	<75%	% HHs with access to safe cooking facilities	None
% families living indoors (solid walls)	None	% HHs with access to electricity	None

#### HEALTH

Location of health facilities/services	Off-site (<3 km)	Access to health facility/services	Yes
Health facilities/services provider	Government	Most prevalent health problems	Fever

#### WASH

Location of site's main water source	Off-site (>10 mn)	Total number functioning toilets	0
Liters of water per person per day	10 - 15 ltr	Separate male/female toilets	No
Main problems with drinking water	None	Separate male/female bathing areas	No

#### FOOD

Access to food	Yes, off site	Frequency of food distribution	Irregular
Access to market	Yes	Supplementary feeding for pregnant/lactant mothers?	No
Most common source for obtaining food	Cash	Supplementary feeding for children?	No

#### PROTECTION

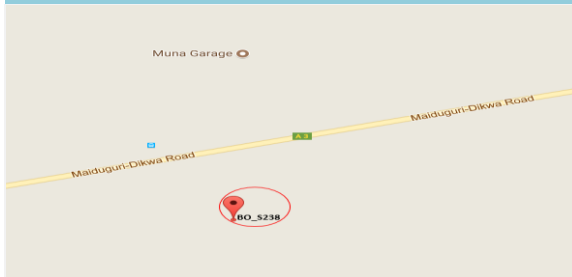
Security provided on-site	Yes	GBV referral mechanism in place	No
Main security provider	Self organized	Number of women friendly spaces	0
Most common type of security incident	None	Number of child friendly spaces	0
Most common type of GBV incident	None	Most reported problem in receiving support	None

#### EDUCATION

Location of nearest education facility	Off-site	Number of families with source of income	7
% children going to school	<25%	Access to income generating activities	Yes

#### COMMUNICATION

Main source for obtaining information	Local leader/Community leader	Main topic of information requested	Distribution
---------------------------------------	-------------------------------	-------------------------------------	--------------



45

Households (HH)

275

Individuals

Round 19

24 September 2017

<b>Site ID</b>	<b>BO_S238</b>
<b>Site Type</b>	Camp
<b>Site Classification</b>	Spontaneous
<b>Site Open Date</b>	10-Jan-16
<b>Admin 1</b>	BORNO
<b>Admin 2</b>	JERE
<b>Admin 3</b>	DUSUMAN
<b>Latitude</b>	11.866050
<b>Longitude</b>	13.250290

### DEMOGRAPHICS

Age/Sex	<1 year	1-5 years	6-17 years	18-59 years	>60 years	Total
Male	5	23	40	52	4	124
Female	6	27	49	63	6	151
<b>Total</b>	<b>11</b>	<b>50</b>	<b>89</b>	<b>115</b>	<b>10</b>	<b>275</b>

### VULNERABLE GROUPS

Pregnant Women	15	5.5%
Breastfeeding Mothers	20	7.3%
Persons with Physical Disabilities	3	1.1%
Persons with Mental Disabilities	2	0.7%
Single Female Headed Households	7	2.5%
Single Male Headed Households	1	0.4%
Older Persons	10	3.6%
<b>Total</b>	<b>58</b>	<b>21.1%</b>

### MOBILITY

Place of Origin of Largest IDP Group	BORNO	DIKWA	MULIYE / JEMURI
Place of Origin of 2nd Largest IDP Group	BORNO	MAFA	LOSKURI
Area of intended return for Largest IDP Group	Place of origin		
Barriers to return home for Largest IDP Group	Lack of safety		

### SITE MANAGEMENT AGENCY (SMA)

Type of SMA	NULL	Agency Name	NULL
SMA Contact Name	NULL	Phone Number	NULL

### SERVICES

#### SHELTER

% families living outside (no shelter)	None	Most needed NFIs	Blankets/Mats
% families living in emergency shelter	<25%	% HHs with mosquito nets	<25%
% families living in makeshift shelter	<75%	% HHs with access to safe cooking facilities	<25%
% families living indoors (solid walls)	<25%	% HHs with access to electricity	None

#### HEALTH

Location of health facilities/services	Off-site (<3 km)	Access to health facility/services	Yes
Health facilities/services provider	NGO	Most prevalent health problems	Malaria

#### WASH

Location of site's main water source	Off-site (<10 mn)	Total number functioning toilets	34
Liters of water per person per day	10 - 15 ltr	Separate male/female toilets	Yes
Main problems with drinking water	None	Separate male/female bathing areas	Yes

#### FOOD

Access to food	Yes, on site	Frequency of food distribution	Once a month
Access to market	Yes	Supplementary feeding for pregnant/lactant mothers?	No
Most common source for obtaining food	Distribution	Supplementary feeding for children?	No

#### PROTECTION

Security provided on-site	Yes	GBV referral mechanism in place	No
Main security provider	Self organized	Number of women friendly spaces	0
Most common type of security incident	None	Number of child friendly spaces	0
Most common type of GBV incident	None	Most reported problem in receiving support	None

#### EDUCATION

Location of nearest education facility	Off-site	<b>LIVELIHOOD</b>	
% children going to school	<50%	Number of families with source of income	30
		Access to income generating activities	Yes

#### COMMUNICATION

Main source for obtaining information	Local leader/Community leader	Main topic of information requested	Situation in areas of origin
---------------------------------------	-------------------------------	-------------------------------------	------------------------------

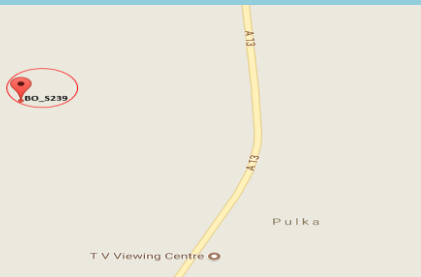


# WEGE ARRIVAL CENTRE

Site Profile

DTM

Nigeria



**992**  
Households (HH)

**4447**  
Individuals

**Round 19**  
24 September 2017

<b>Site ID</b>	<b>BO_S239</b>
<b>Site Type</b>	Camp
<b>Site Classification</b>	Planned
<b>Site Open Date</b>	27-May-17
<b>Admin 1</b>	BORNO
<b>Admin 2</b>	GWOZA
<b>Admin 3</b>	PULKA/BOKKO
<b>Latitude</b>	11.231770
<b>Longitude</b>	13.776280

DEMOGRAPHICS						
Age/Sex	<1 year	1-5 years	6-17 years	18-59 years	>60 years	Total
Male	58	338	859	320	91	1,666
Female	120	819	1,017	693	132	2,781
<b>Total</b>	<b>178</b>	<b>1,157</b>	<b>1,876</b>	<b>1,013</b>	<b>223</b>	<b>4,447</b>

VULNERABLE GROUPS		
Pregnant Women	141	3.2%
Breastfeeding Mothers	220	4.9%
Persons with Physical Disabilities	0	0.0%
Persons with Mental Disabilities	0	0.0%
Single Female Headed Households	72	1.6%
Single Male Headed Households	5	0.1%
Older Persons	223	5.0%
<b>Total</b>	<b>661</b>	<b>14.9%</b>

MOBILITY			
Place of Origin of Largest IDP Group	BORNO	GWOZA	PULKA/BOKKO
Place of Origin of 2nd Largest IDP Group	BORNO	GWOZA	PULKA/BOKKO
Area of intended return for Largest IDP Group	Place of origin		
Barriers to return home for Largest IDP Group	Lack of safety		

SITE MANAGEMENT AGENCY (SMA)			
Type of SMA	INGO	Agency Name	IOM
SMA Contact Name	IOM	Phone Number	NA

SERVICES			
<b>SHELTER</b>			
% families living outside (no shelter)	None	Most needed NFIs	Mosquito nets
% families living in emergency shelter	>75%	% HHs with mosquito nets	<50%
% families living in makeshift shelter	None	% HHs with access to safe cooking facilities	<25%
% families living indoors (solid walls)	None	% HHs with access to electricity	None

HEALTH			
Location of health facilities/services	On-site (<3 km)	Access to health facility/services	Yes
Health facilities/services provider	INGO	Most prevalent health problems	Malaria

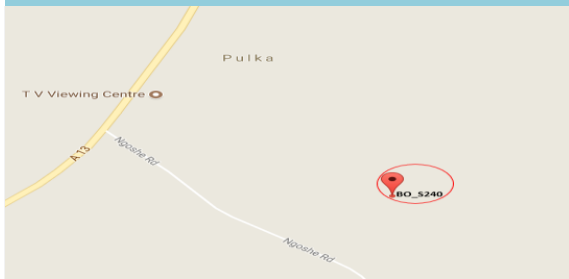
WASH			
Location of site's main water source	On-site (<10 mn)	Total number functioning toilets	0
Liters of water per person per day	10 - 15 ltr	Separate male/female toilets	No
Main problems with drinking water	None	Separate male/female bathing areas	No

FOOD			
Access to food	Yes, on site	Frequency of food distribution	Once a month
Access to market	Yes	Supplementary feeding for pregnant/lactant mothers?	Yes
Most common source for obtaining food	Distribution	Supplementary feeding for children?	Yes

PROTECTION			
Security provided on-site	Yes	GBV referral mechanism in place	No
Main security provider	Military	Number of women friendly spaces	0
Most common type of security incident	None	Number of child friendly spaces	0
Most common type of GBV incident	Domestic violence	Most reported problem in receiving support	Not enough assistance for all entitled

EDUCATION		LIVELIHOOD	
Location of nearest education facility	Off-site	Number of families with source of income	0
% children going to school	<25%	Access to income generating activities	Yes

COMMUNICATION			
Main source for obtaining information	Local leader/Community leader	Main topic of information requested	Safety and Security



171

Households (HH)

804

Individuals

Round 19

24 September 2017

<b>Site ID</b>	<b>BO_S240</b>
<b>Site Type</b>	Collective Settlement/Centre
<b>Site Classification</b>	Spontaneous
<b>Site Open Date</b>	16-May-16
<b>Admin 1</b>	BORNO
<b>Admin 2</b>	GWOZA
<b>Admin 3</b>	PULKA/BOKKO
<b>Latitude</b>	11.220470
<b>Longitude</b>	13.787470

### DEMOGRAPHICS

Age/Sex	<1 year	1-5 years	6-17 years	18-59 years	>60 years	Total
Male	15	84	123	89	13	324
Female	26	116	221	96	21	480
<b>Total</b>	<b>41</b>	<b>200</b>	<b>344</b>	<b>185</b>	<b>34</b>	<b>804</b>

### VULNERABLE GROUPS

Pregnant Women	21	2.6%
Breastfeeding Mothers	50	6.2%
Persons with Physical Disabilities	0	0.0%
Persons with Mental Disabilities	0	0.0%
Single Female Headed Households	20	2.5%
Single Male Headed Households	7	0.9%
Older Persons	34	4.2%
<b>Total</b>	<b>132</b>	<b>16.4%</b>

### MOBILITY

Place of Origin of Largest IDP Group	BORNO	GWOZA	PULKA/BOKKO
Place of Origin of 2nd Largest IDP Group	BORNO	GWOZA	PULKA/BOKKO
Area of intended return for Largest IDP Group	Place of origin		
Barriers to return home for Largest IDP Group	Lack of safety		

### SITE MANAGEMENT AGENCY (SMA)

Type of SMA	NULL	Agency Name	NULL
SMA Contact Name	NULL	Phone Number	NULL

### SERVICES

#### SHELTER

% families living outside (no shelter)	None	Most needed NFIs	Mosquito nets
% families living in emergency shelter	>75%	% HHs with mosquito nets	<50%
% families living in makeshift shelter	None	% HHs with access to safe cooking facilities	<25%
% families living indoors (solid walls)	None	% HHs with access to electricity	None

#### HEALTH

Location of health facilities/services	On-site (<3 km)	Access to health facility/services	Yes
Health facilities/services provider	INGO	Most prevalent health problems	Malaria

#### WASH

Location of site's main water source	On-site (<10 mn)	Total number functioning toilets	0
Liters of water per person per day	10 - 15 ltr	Separate male/female toilets	No
Main problems with drinking water	None	Separate male/female bathing areas	No

#### FOOD

Access to food	Yes, on site	Frequency of food distribution	Once a month
Access to market	Yes	Supplementary feeding for pregnant/lactant mothers?	Yes
Most common source for obtaining food	Distribution	Supplementary feeding for children?	Yes

#### PROTECTION

Security provided on-site	Yes	GBV referral mechanism in place	No
Main security provider	Self organized	Number of women friendly spaces	0
Most common type of security incident	None	Number of child friendly spaces	0
Most common type of GBV incident	Domestic violence	Most reported problem in receiving support	None

#### EDUCATION

Location of nearest education facility	Off-site	Number of families with source of income	0
% children going to school	None	Access to income generating activities	Yes

#### COMMUNICATION

Main source for obtaining information	Local leader/Community leader	Main topic of information requested	Safety and Security
---------------------------------------	-------------------------------	-------------------------------------	---------------------


**90**

Households (HH)

**545**

Individuals

**Round 19**

24 September 2017

<b>Site ID</b>	<b>BO_S241</b>
<b>Site Type</b>	Camp
<b>Site Classification</b>	Spontaneous
<b>Site Open Date</b>	NULL
<b>Admin 1</b>	BORNO
<b>Admin 2</b>	MAIDUGURI M. C.
<b>Admin 3</b>	MAISANDARI
<b>Latitude</b>	11.799780
<b>Longitude</b>	13.114010

DEMOGRAPHICS						
Age/Sex	<1 year	1-5 years	6-17 years	18-59 years	>60 years	Total
Male	32	52	60	79	10	233
Female	40	76	82	103	11	312
<b>Total</b>	<b>72</b>	<b>128</b>	<b>142</b>	<b>182</b>	<b>21</b>	<b>545</b>

VULNERABLE GROUPS		
Pregnant Women	12	2.2%
Breastfeeding Mothers	82	15.0%
Persons with Physical Disabilities	1	0.2%
Persons with Mental Disabilities	2	0.4%
Single Female Headed Households	33	6.1%
Single Male Headed Households	2	0.4%
Older Persons	21	3.9%
<b>Total</b>	<b>153</b>	<b>28.1%</b>

MOBILITY			
Place of Origin of Largest IDP Group	BORNO	DAMBOA	NULL
Place of Origin of 2nd Largest IDP Group	BORNO	KONDUGA	MASBA / DALWA WEST
Area of intended return for Largest IDP Group	Place of origin		
Barriers to return home for Largest IDP Group	Lack of safety		

SITE MANAGEMENT AGENCY (SMA)			
Type of SMA	NULL	Agency Name	NULL
SMA Contact Name	NULL	Phone Number	NULL

SERVICES			
<b>SHELTER</b>			
% families living outside (no shelter)	None	Most needed NFIs	Blankets/Mats
% families living in emergency shelter	>75%	% HHs with mosquito nets	None
% families living in makeshift shelter	<25%	% HHs with access to safe cooking facilities	>75%
% families living indoors (solid walls)	None	% HHs with access to electricity	None

HEALTH			
Location of health facilities/services	Off-site (<3 km)	Access to health facility/services	Yes
Health facilities/services provider	INGO	Most prevalent health problems	Malaria

WASH			
Location of site's main water source	Off-site (<10 mn)	Total number functioning toilets	13
Liters of water per person per day	>15 ltr	Separate male/female toilets	No
Main problems with drinking water	None	Separate male/female bathing areas	No

FOOD			
Access to food	Yes, on site	Frequency of food distribution	Irregular
Access to market	Yes	Supplementary feeding for pregnant/lactant mothers?	Yes
Most common source for obtaining food	Distribution	Supplementary feeding for children?	Yes

PROTECTION			
Security provided on-site	Yes	GBV referral mechanism in place	No
Main security provider	Self organized	Number of women friendly spaces	0
Most common type of security incident	None	Number of child friendly spaces	0
Most common type of GBV incident	None	Most reported problem in receiving support	Not enough assistance for all entitled

EDUCATION		LIVELIHOOD	
Location of nearest education facility	Off-site	Number of families with source of income	50
% children going to school	<75%	Access to income generating activities	Yes

COMMUNICATION			
Main source for obtaining information	Local leader/Community leader	Main topic of information requested	Safety and Security



# CAMPO CAMP

Site Profile

DTM

Nigeria



37

Households (HH)

181

Individuals

Round 19

24 September 2017

Site ID	BO_S242
Site Type	Camp
Site Classification	Spontaneous
Site Open Date	NULL
Admin 1	BORNO
Admin 2	JERE
Admin 3	BALE GALTIMARI
Latitude	11.735050
Longitude	13.149080

### DEMOGRAPHICS

Age/Sex	<1 year	1-5 years	6-17 years	18-59 years	>60 years	Total
Male	7	22	26	30	3	88
Female	8	23	29	29	4	93
<b>Total</b>	<b>15</b>	<b>45</b>	<b>55</b>	<b>59</b>	<b>7</b>	<b>181</b>

### VULNERABLE GROUPS

Pregnant Women	16	8.8%
Breastfeeding Mothers	21	11.6%
Persons with Physical Disabilities	0	0.0%
Persons with Mental Disabilities	0	0.0%
Single Female Headed Households	10	5.5%
Single Male Headed Households	7	3.9%
Older Persons	7	3.9%
<b>Total</b>	<b>61</b>	<b>33.7%</b>

### MOBILITY

Place of Origin of Largest IDP Group	BORNO	KONDUGA	SOJIRI/ NGURO - NGURO
Place of Origin of 2nd Largest IDP Group	BORNO	DAMBOA	MULGWAI / KOPCHI
Area of intended return for Largest IDP Group	Place of origin		
Barriers to return home for Largest IDP Group	Lack of safety		

### SITE MANAGEMENT AGENCY (SMA)

Type of SMA	NULL	Agency Name	NULL
SMA Contact Name	NULL	Phone Number	NULL

### SERVICES

SHELTER			
% families living outside (no shelter)	None	Most needed NFIs	Blankets/Mats
% families living in emergency shelter	>75%	% HHs with mosquito nets	<50%
% families living in makeshift shelter	None	% HHs with access to safe cooking facilities	<25%
% families living indoors (solid walls)	<25%	% HHs with access to electricity	None

HEALTH			
Location of health facilities/services	On-site (<3 km)	Access to health facility/services	Yes
Health facilities/services provider	Government	Most prevalent health problems	Malaria

WASH			
Location of site's main water source	On-site (<10 mn)	Total number functioning toilets	0
Liters of water per person per day	5 - 10 ltr	Separate male/female toilets	No
Main problems with drinking water	None	Separate male/female bathing areas	No

FOOD			
Access to food	Yes, off site	Frequency of food distribution	Irregular
Access to market	Yes	Supplementary feeding for pregnant/lactant mothers?	Yes
Most common source for obtaining food	Cash	Supplementary feeding for children?	Yes

PROTECTION			
Security provided on-site	Yes	GBV referral mechanism in place	No
Main security provider	Self organized	Number of women friendly spaces	0
Most common type of security incident	None	Number of child friendly spaces	0
Most common type of GBV incident	None	Most reported problem in receiving support	None

EDUCATION		LIVELIHOOD	
Location of nearest education facility	On-site	Number of families with source of income	11
% children going to school	<50%	Access to income generating activities	Yes

COMMUNICATION			
Main source for obtaining information	Friends, neighbors and family	Main topic of information requested	Distribution



# ARABIC VILLAGE CAMP

Site Profile

DTM

Nigeria



957

Households (HH)

4159

Individuals

Round 19

24 September 2017

<b>Site ID</b>	<b>BO_S243</b>
<b>Site Type</b>	Camp
<b>Site Classification</b>	Planned
<b>Site Open Date</b>	NULL
<b>Admin 1</b>	BORNO
<b>Admin 2</b>	NGALA
<b>Admin 3</b>	NGALA WARD
<b>Latitude</b>	12.348010
<b>Longitude</b>	14.194120

## DEMOGRAPHICS

Age/Sex	<1 year	1-5 years	6-17 years	18-59 years	>60 years	Total
Male	74	427	597	683	89	1,870
Female	92	522	731	836	108	2,289
<b>Total</b>	166	949	1,328	1,519	197	4,159

## VULNERABLE GROUPS

Pregnant Women	47	1.1%
Breastfeeding Mothers	215	5.2%
Persons with Physical Disabilities	0	0.0%
Persons with Mental Disabilities	0	0.0%
Single Female Headed Households	98	2.4%
Single Male Headed Households	0	0.0%
Older Persons	197	4.7%
<b>Total</b>	557	13.4%

## MOBILITY

Place of Origin of Largest IDP Group	BORNO	NGALA	NULL
Place of Origin of 2nd Largest IDP Group	NULL	NULL	NULL
Area of intended return for Largest IDP Group	Place of origin		
Barriers to return home for Largest IDP Group	Lack of safety		

## SITE MANAGEMENT AGENCY (SMA)

Type of SMA	Government	Agency Name	SEMA
SMA Contact Name	SEMA	Phone Number	NULL

## SERVICES

### SHELTER

% families living outside (no shelter)	None	Most needed NFIs	Blankets/Mats
% families living in emergency shelter	>75%	% HHs with mosquito nets	<25%
% families living in makeshift shelter	None	% HHs with access to safe cooking facilities	<25%
% families living indoors (solid walls)	None	% HHs with access to electricity	None

### HEALTH

Location of health facilities/services	Off-site (<3 km)	Access to health facility/services	Yes
Health facilities/services provider	INGO	Most prevalent health problems	Malaria

### WASH

Location of site's main water source	Off-site (<10 mn)	Total number functioning toilets	0
Liters of water per person per day	10 - 15 ltr	Separate male/female toilets	No
Main problems with drinking water	None	Separate male/female bathing areas	Yes

### FOOD

Access to food	Yes, off site	Frequency of food distribution	Once a month
Access to market	No	Supplementary feeding for pregnant/lactant mothers?	Yes
Most common source for obtaining food	Distribution	Supplementary feeding for children?	Yes

### PROTECTION

Security provided on-site	Yes	GBV referral mechanism in place	No
Main security provider	Military	Number of women friendly spaces	0
Most common type of security incident	None	Number of child friendly spaces	0
Most common type of GBV incident	None	Most reported problem in receiving support	None

### EDUCATION

Location of nearest education facility	Off-site	Number of families with source of income	0
% children going to school	<25%	Access to income generating activities	Yes

### COMMUNICATION

Main source for obtaining information	Local leader/Community leader	Main topic of information requested	Distribution
---------------------------------------	-------------------------------	-------------------------------------	--------------




**68**

Households (HH)

**343**

Individuals

**Round 19**

24 September 2017

<b>Site ID</b>	<b>BO_S244</b>
<b>Site Type</b>	Camp
<b>Site Classification</b>	Spontaneous
<b>Site Open Date</b>	13-Oct-16
<b>Admin 1</b>	BORNO
<b>Admin 2</b>	JERE
<b>Admin 3</b>	BALE GALTIMARI
<b>Latitude</b>	11.809070
<b>Longitude</b>	13.177450

**DEMOGRAPHICS**

Age/Sex	<1 year	1-5 years	6-17 years	18-59 years	>60 years	Total
Male	11	37	46	53	9	156
Female	13	41	57	64	12	187
<b>Total</b>	<b>24</b>	<b>78</b>	<b>103</b>	<b>117</b>	<b>21</b>	<b>343</b>

**VULNERABLE GROUPS**

Pregnant Women	16	4.7%
Breastfeeding Mothers	24	7.0%
Persons with Physical Disabilities	3	0.9%
Persons with Mental Disabilities	1	0.3%
Single Female Headed Households	13	3.8%
Single Male Headed Households	4	1.2%
Older Persons	21	6.1%
<b>Total</b>	<b>82</b>	<b>23.9%</b>

**MOBILITY**

Place of Origin of Largest IDP Group	BORNO	BAMA	KASUGULA
Place of Origin of 2nd Largest IDP Group	BORNO	GWOZA	GAVVA / AGAPALWA
Area of intended return for Largest IDP Group	Place of origin		
Barriers to return home for Largest IDP Group	Lack of safety		

**SITE MANAGEMENT AGENCY (SMA)**

Type of SMA	NULL	Agency Name	NULL
SMA Contact Name	NULL	Phone Number	NULL

**SERVICES**

SHELTER			
% families living outside (no shelter)	None	Most needed NFIs	Mosquito nets
% families living in emergency shelter	<75%	% HHs with mosquito nets	<25%
% families living in makeshift shelter	<50%	% HHs with access to safe cooking facilities	<25%
% families living indoors (solid walls)	None	% HHs with access to electricity	None

**HEALTH**

Location of health facilities/services	Off-site (<3 km)	Access to health facility/services	Yes
Health facilities/services provider	Government	Most prevalent health problems	Malaria

**WASH**

Location of site's main water source	On-site (<10 mn)	Total number functioning toilets	0
Liters of water per person per day	10 - 15 ltr	Separate male/female toilets	No
Main problems with drinking water	None	Separate male/female bathing areas	No

**FOOD**

Access to food	Yes, off site	Frequency of food distribution	Irregular
Access to market	Yes	Supplementary feeding for pregnant/lactant mothers?	No
Most common source for obtaining food	Cash	Supplementary feeding for children?	Yes

**PROTECTION**

Security provided on-site	No	GBV referral mechanism in place	No
Main security provider	None	Number of women friendly spaces	0
Most common type of security incident	None	Number of child friendly spaces	0
Most common type of GBV incident	None	Most reported problem in receiving support	None

**EDUCATION**

Location of nearest education facility	Off-site	Number of families with source of income	11
% children going to school	<25%	Access to income generating activities	Yes

**COMMUNICATION**

Main source for obtaining information	Friends, neighbors and family	Main topic of information requested	Distribution
---------------------------------------	-------------------------------	-------------------------------------	--------------



<b>Site ID</b>	<b>BO_S245</b>
<b>Site Type</b>	Camp
<b>Site Classification</b>	Spontaneous
<b>Site Open Date</b>	18-Jul-16
<b>Admin 1</b>	BORNO
<b>Admin 2</b>	JERE
<b>Admin 3</b>	BALE GALTIMARI
<b>Latitude</b>	11.805110
<b>Longitude</b>	13.173970

**11**

Households (HH)

**56**

Individuals

**Round 19**

24 September 2017

DEMOGRAPHICS						
Age/Sex	<1 year	1-5 years	6-17 years	18-59 years	>60 years	Total
Male	2	5	6	9	2	24
Female	2	8	11	10	1	32
<b>Total</b>	<b>4</b>	<b>13</b>	<b>17</b>	<b>19</b>	<b>3</b>	<b>56</b>

VULNERABLE GROUPS		
Pregnant Women	8	14.3%
Breastfeeding Mothers	7	12.5%
Persons with Physical Disabilities	0	0.0%
Persons with Mental Disabilities	0	0.0%
Single Female Headed Households	0	0.0%
Single Male Headed Households	0	0.0%
Older Persons	3	5.4%
<b>Total</b>	<b>18</b>	<b>32.1%</b>

MOBILITY			
Place of Origin of Largest IDP Group	BORNO	BAMA	KASUGULA
Place of Origin of 2nd Largest IDP Group	BORNO	KONDUGA	KONDUGA
Area of intended return for Largest IDP Group	Place of origin		
Barriers to return home for Largest IDP Group	Lack of safety		

SITE MANAGEMENT AGENCY (SMA)			
Type of SMA	NULL	Agency Name	NULL
SMA Contact Name	NULL	Phone Number	NULL

SERVICES			
<b>SHELTER</b>			
% families living outside (no shelter)	None	Most needed NFIs	Mosquito nets
% families living in emergency shelter	>75%	% HHs with mosquito nets	<25%
% families living in makeshift shelter	None	% HHs with access to safe cooking facilities	<25%
% families living indoors (solid walls)	None	% HHs with access to electricity	None

HEALTH			
Location of health facilities/services	Off-site (<3 km)	Access to health facility/services	Yes
Health facilities/services provider	Government	Most prevalent health problems	Malaria

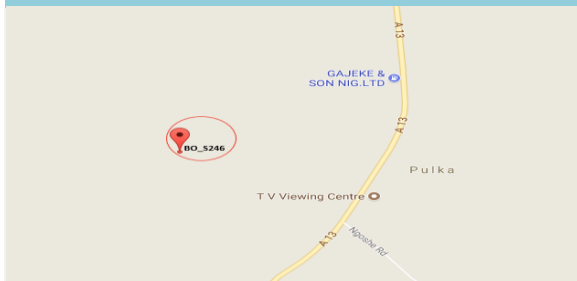
WASH			
Location of site's main water source	On-site (<10 mn)	Total number functioning toilets	3
Liters of water per person per day	10 - 15 ltr	Separate male/female toilets	No
Main problems with drinking water	None	Separate male/female bathing areas	No

FOOD			
Access to food	Yes, off site	Frequency of food distribution	Irregular
Access to market	Yes	Supplementary feeding for pregnant/lactant mothers?	Yes
Most common source for obtaining food	Cash	Supplementary feeding for children?	Yes

PROTECTION			
Security provided on-site	Yes	GBV referral mechanism in place	No
Main security provider	Self organized	Number of women friendly spaces	0
Most common type of security incident	None	Number of child friendly spaces	0
Most common type of GBV incident	None	Most reported problem in receiving support	None

EDUCATION		LIVELIHOOD	
Location of nearest education facility	On-site	Number of families with source of income	4
% children going to school	<25%	Access to income generating activities	Yes

COMMUNICATION			
Main source for obtaining information	Friends, neighbors and family	Main topic of information requested	Distribution



<b>Site ID</b>	<b>BO_S246</b>
<b>Site Type</b>	Camp
<b>Site Classification</b>	Spontaneous
<b>Site Open Date</b>	8-Jul-17
<b>Admin 1</b>	BORNO
<b>Admin 2</b>	GWOZA
<b>Admin 3</b>	PULKA/BOKKO
<b>Latitude</b>	11.227380
<b>Longitude</b>	13.774100

### 225

Households (HH)

### 1168

Individuals

### Round 19

24 September 2017

#### DEMOGRAPHICS

Age/Sex	<1 year	1-5 years	6-17 years	18-59 years	>60 years	Total
Male	21	133	196	60	20	430
Female	26	171	306	197	38	738
<b>Total</b>	<b>47</b>	<b>304</b>	<b>502</b>	<b>257</b>	<b>58</b>	<b>1,168</b>

#### VULNERABLE GROUPS

Pregnant Women	28	2.4%
Breastfeeding Mothers	62	5.3%
Persons with Physical Disabilities	0	0.0%
Persons with Mental Disabilities	0	0.0%
Single Female Headed Households	25	2.1%
Single Male Headed Households	0	0.0%
Older Persons	58	5.0%
<b>Total</b>	<b>173</b>	<b>14.8%</b>

#### MOBILITY

Place of Origin of Largest IDP Group	BORNO	GWOZA	NGOSHE
Place of Origin of 2nd Largest IDP Group	BORNO	GWOZA	ASHIGASHIYA
Area of intended return for Largest IDP Group	Place of origin		
Barriers to return home for Largest IDP Group	Lack of safety		

#### SITE MANAGEMENT AGENCY (SMA)

Type of SMA	INGO	Agency Name	IOM
SMA Contact Name	IOM	Phone Number	NULL

#### SERVICES

SHELTER			
% families living outside (no shelter)	None	Most needed NFIs	Kitchen sets
% families living in emergency shelter	>75%	% HHs with mosquito nets	<75%
% families living in makeshift shelter	None	% HHs with access to safe cooking facilities	<50%
% families living indoors (solid walls)	None	% HHs with access to electricity	None

HEALTH			
Location of health facilities/services	Off-site (<3 km)	Access to health facility/services	Yes
Health facilities/services provider	INGO	Most prevalent health problems	Fever

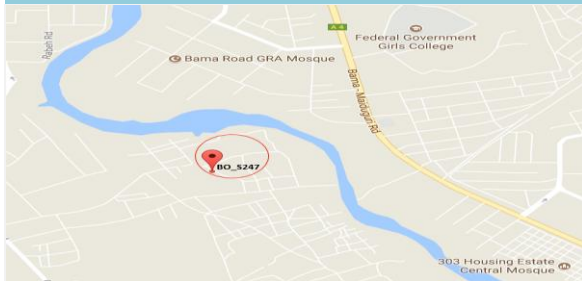
WASH			
Location of site's main water source	On-site (<10 mn)	Total number functioning toilets	13
Liters of water per person per day	5 - 10 ltr	Separate male/female toilets	Yes
Main problems with drinking water	None	Separate male/female bathing areas	Yes

FOOD			
Access to food	Yes, on site	Frequency of food distribution	Irregular
Access to market	Yes	Supplementary feeding for pregnant/lactant mothers?	No
Most common source for obtaining food	Distribution	Supplementary feeding for children?	No

PROTECTION			
Security provided on-site	Yes	GBV referral mechanism in place	Yes
Main security provider	Self organized	Number of women friendly spaces	0
Most common type of security incident	None	Number of child friendly spaces	0
Most common type of GBV incident	None	Most reported problem in receiving support	None

EDUCATION		LIVELIHOOD	
Location of nearest education facility	None	Number of families with source of income	0
% children going to school	None	Access to income generating activities	Yes

COMMUNICATION			
Main source for obtaining information	Military official	Main topic of information requested	Safety and Security



**26**  
Households (HH)

**153**  
Individuals

**Round 19**  
24 September 2017

<b>Site ID</b>	<b>BO_S247</b>
<b>Site Type</b>	Camp
<b>Site Classification</b>	Spontaneous
<b>Site Open Date</b>	NULL
<b>Admin 1</b>	BORNO
<b>Admin 2</b>	JERE
<b>Admin 3</b>	BALE GALTIMARI
<b>Latitude</b>	11.806270
<b>Longitude</b>	13.174690

### DEMOGRAPHICS

Age/Sex	<1 year	1-5 years	6-17 years	18-59 years	>60 years	Total
Male	5	17	21	23	3	69
Female	6	18	25	29	6	84
<b>Total</b>	<b>11</b>	<b>35</b>	<b>46</b>	<b>52</b>	<b>9</b>	<b>153</b>

### VULNERABLE GROUPS

Pregnant Women	8	5.2%
Breastfeeding Mothers	13	8.5%
Persons with Physical Disabilities	0	0.0%
Persons with Mental Disabilities	0	0.0%
Single Female Headed Households	4	2.6%
Single Male Headed Households	2	1.3%
Older Persons	9	5.9%
<b>Total</b>	<b>36</b>	<b>23.5%</b>

### MOBILITY

Place of Origin of Largest IDP Group	BORNO	BAMA	KASUGULA
Place of Origin of 2nd Largest IDP Group	BORNO	KONDUGA	NULL
Area of intended return for Largest IDP Group	Place of origin		
Barriers to return home for Largest IDP Group	Lack of safety		

### SITE MANAGEMENT AGENCY (SMA)

Type of SMA	NULL	Agency Name	NULL
SMA Contact Name	NULL	Phone Number	NULL

### SERVICES

#### SHELTER

% families living outside (no shelter)	None	Most needed NFIs	Mosquito nets
% families living in emergency shelter	<75%	% HHs with mosquito nets	<25%
% families living in makeshift shelter	None	% HHs with access to safe cooking facilities	<25%
% families living indoors (solid walls)	None	% HHs with access to electricity	None

#### HEALTH

Location of health facilities/services	Off-site (<3 km)	Access to health facility/services	Yes
Health facilities/services provider	INGO	Most prevalent health problems	Malaria

#### WASH

Location of site's main water source	Off-site (<10 mn)	Total number functioning toilets	8
Liters of water per person per day	10 - 15 ltr	Separate male/female toilets	Yes
Main problems with drinking water	None	Separate male/female bathing areas	Yes

#### FOOD

Access to food	Yes, on site	Frequency of food distribution	Irregular
Access to market	Yes	Supplementary feeding for pregnant/lactant mothers?	Yes
Most common source for obtaining food	Cash	Supplementary feeding for children?	Yes

#### PROTECTION

Security provided on-site	No	GBV referral mechanism in place	No
Main security provider	None	Number of women friendly spaces	0
Most common type of security incident	None	Number of child friendly spaces	0
Most common type of GBV incident	None	Most reported problem in receiving support	None

#### EDUCATION

Location of nearest education facility	Off-site	Number of families with source of income	0
% children going to school	<50%	Access to income generating activities	No

#### COMMUNICATION

Main source for obtaining information	Friends, neighbors and family	Main topic of information requested	Distribution
---------------------------------------	-------------------------------	-------------------------------------	--------------



<b>Site ID</b>	<b>BO_S248</b>
<b>Site Type</b>	Collective Settlement/Centre
<b>Site Classification</b>	For Relocation
<b>Site Open Date</b>	9-Sep-16
<b>Admin 1</b>	BORNO
<b>Admin 2</b>	DIKWA
<b>Admin 3</b>	DIKWA
<b>Latitude</b>	12.036470
<b>Longitude</b>	13.904450

**246**

Households (HH)

**1843**

Individuals

**Round 19**

24 September 2017

### DEMOGRAPHICS

Age/Sex	<1 year	1-5 years	6-17 years	18-59 years	>60 years	Total
Male	69	149	270	347	19	854
Female	60	164	318	424	23	989
<b>Total</b>	<b>129</b>	<b>313</b>	<b>588</b>	<b>771</b>	<b>42</b>	<b>1,843</b>

### VULNERABLE GROUPS

Pregnant Women	91	4.9%
Breastfeeding Mothers	165	9.0%
Persons with Physical Disabilities	2	0.1%
Persons with Mental Disabilities	5	0.3%
Single Female Headed Households	11	0.6%
Single Male Headed Households	8	0.4%
Older Persons	42	2.3%
<b>Total</b>	<b>324</b>	<b>17.6%</b>

### MOBILITY

Place of Origin of Largest IDP Group	BORNO	DIKWA	UFAYE / GUJILE
Place of Origin of 2nd Largest IDP Group	BORNO	DIKWA	DIKWA
Area of intended return for Largest IDP Group	Place of origin		
Barriers to return home for Largest IDP Group	Lack of safety		

### SITE MANAGEMENT AGENCY (SMA)

Type of SMA	Local NGO	Agency Name	NIGERIAN RED CROSS
SMA Contact Name	NIGERIAN RED CROSS	Phone Number	NULL

### SERVICES

SHELTER			
% families living outside (no shelter)	<25%	Most needed NFIs	Mosquito nets
% families living in emergency shelter	None	% HHs with mosquito nets	<50%
% families living in makeshift shelter	None	% HHs with access to safe cooking facilities	<50%
% families living indoors (solid walls)	>75%	% HHs with access to electricity	None

HEALTH			
Location of health facilities/services	On-site (<3 km)	Access to health facility/services	Yes
Health facilities/services provider	NGO	Most prevalent health problems	Diarrhea

WASH			
Location of site's main water source	Off-site (<10 mn)	Total number functioning toilets	4
Liters of water per person per day	5 - 10 ltr	Separate male/female toilets	No
Main problems with drinking water	None	Separate male/female bathing areas	No

FOOD			
Access to food	Yes, off site	Frequency of food distribution	Once a month
Access to market	Yes	Supplementary feeding for pregnant/lactant mothers?	No
Most common source for obtaining food	Distribution	Supplementary feeding for children?	Yes

PROTECTION			
Security provided on-site	Yes	GBV referral mechanism in place	No
Main security provider	Military	Number of women friendly spaces	0
Most common type of security incident	None	Number of child friendly spaces	0
Most common type of GBV incident	None	Most reported problem in receiving support	Fighting between recipients at distribution points

EDUCATION		LIVELIHOOD	
Location of nearest education facility	Off-site	Number of families with source of income	201
% children going to school	<25%	Access to income generating activities	Yes

COMMUNICATION			
Main source for obtaining information	Local leader/Community leader	Main topic of information requested	Safety and Security

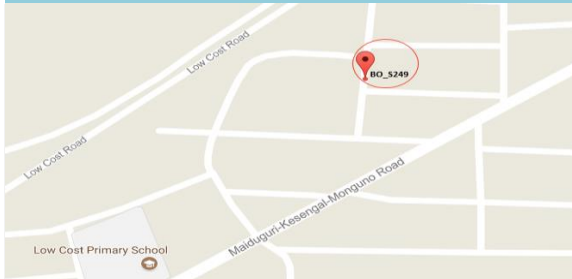


# WAKSHAMA

Site Profile

DTM

Nigeria



422

Households (HH)

2110

Individuals

Round 19

24 September 2017

<b>Site ID</b>	<b>BO_S249</b>
<b>Site Type</b>	Collective Settlement/Centre
<b>Site Classification</b>	Spontaneous
<b>Site Open Date</b>	NULL
<b>Admin 1</b>	BORNO
<b>Admin 2</b>	JERE
<b>Admin 3</b>	OLD MAIDUGURI
<b>Latitude</b>	11.862030
<b>Longitude</b>	13.162030

### DEMOGRAPHICS

Age/Sex	<1 year	1-5 years	6-17 years	18-59 years	>60 years	Total
Male	40	204	304	380	47	975
Female	44	260	350	401	80	1,135
<b>Total</b>	<b>84</b>	<b>464</b>	<b>654</b>	<b>781</b>	<b>127</b>	<b>2,110</b>

### VULNERABLE GROUPS

Pregnant Women	41	1.9%
Breastfeeding Mothers	151	7.2%
Persons with Physical Disabilities	2	0.1%
Persons with Mental Disabilities	1	0.0%
Single Female Headed Households	2	0.1%
Single Male Headed Households	1	0.0%
Older Persons	127	6.0%
<b>Total</b>	<b>325</b>	<b>15.4%</b>

### MOBILITY

Place of Origin of Largest IDP Group	BORNO	MARTE	KULLI
Place of Origin of 2nd Largest IDP Group	BORNO	MARTE	KIRENOWA
Area of intended return for Largest IDP Group	Place of origin		
Barriers to return home for Largest IDP Group	Lack of safety		

### SITE MANAGEMENT AGENCY (SMA)

Type of SMA	NULL	Agency Name	NULL
SMA Contact Name	NULL	Phone Number	NULL

### SERVICES

#### SHELTER

% families living outside (no shelter)	None	Most needed NFIs	Blankets/Mats
% families living in emergency shelter	None	% HHs with mosquito nets	<25%
% families living in makeshift shelter	>75%	% HHs with access to safe cooking facilities	>75%
% families living indoors (solid walls)	None	% HHs with access to electricity	None

#### HEALTH

Location of health facilities/services	Off-site (<3 km)	Access to health facility/services	Yes
Health facilities/services provider	Government	Most prevalent health problems	Fever

#### WASH

Location of site's main water source	Off-site (>10 mn)	Total number functioning toilets	0
Liters of water per person per day	10 - 15 ltr	Separate male/female toilets	No
Main problems with drinking water	None	Separate male/female bathing areas	No

#### FOOD

Access to food	Yes, off site	Frequency of food distribution	Irregular
Access to market	Yes	Supplementary feeding for pregnant/lactant mothers?	No
Most common source for obtaining food	Cash	Supplementary feeding for children?	No

#### PROTECTION

Security provided on-site	Yes	GBV referral mechanism in place	Yes
Main security provider	Self organized	Number of women friendly spaces	0
Most common type of security incident	None	Number of child friendly spaces	0
Most common type of GBV incident	None	Most reported problem in receiving support	None

#### EDUCATION

Location of nearest education facility	Off-site	Number of families with source of income	20
% children going to school	<25%	Access to income generating activities	Yes

#### COMMUNICATION

Main source for obtaining information	Friends, neighbors and family	Main topic of information requested	Distribution
---------------------------------------	-------------------------------	-------------------------------------	--------------



<b>Site ID</b>	<b>BO_S250</b>
<b>Site Type</b>	Camp
<b>Site Classification</b>	Spontaneous
<b>Site Open Date</b>	NULL
<b>Admin 1</b>	BORNO
<b>Admin 2</b>	JERE
<b>Admin 3</b>	OLD MAIDUGURI
<b>Latitude</b>	11.869040
<b>Longitude</b>	13.163680

### 421

Households (HH)

### 2103

Individuals

### Round 19

24 September 2017

#### DEMOGRAPHICS

Age/Sex	<1 year	1-5 years	6-17 years	18-59 years	>60 years	Total
Male	66	218	284	322	57	947
Female	81	266	347	393	69	1,156
<b>Total</b>	<b>147</b>	<b>484</b>	<b>631</b>	<b>715</b>	<b>126</b>	<b>2,103</b>

#### VULNERABLE GROUPS

Pregnant Women	164	7.8%
Breastfeeding Mothers	222	10.6%
Persons with Physical Disabilities	8	0.4%
Persons with Mental Disabilities	2	0.1%
Single Female Headed Households	111	5.3%
Single Male Headed Households	141	6.7%
Older Persons	126	6.0%
<b>Total</b>	<b>774</b>	<b>36.8%</b>

#### MOBILITY

Place of Origin of Largest IDP Group	BORNO	MARTE	KIRENOWA
Place of Origin of 2nd Largest IDP Group	BORNO	MAFA	MAFA
Area of intended return for Largest IDP Group	Place of origin		
Barriers to return home for Largest IDP Group	Lack of safety		

#### SITE MANAGEMENT AGENCY (SMA)

Type of SMA	NULL	Agency Name	NULL
SMA Contact Name	NULL	Phone Number	NULL

#### SERVICES

##### SHELTER

% families living outside (no shelter)	None	Most needed NFIs	Blankets/Mats
% families living in emergency shelter	<75%	% HHs with mosquito nets	None
% families living in makeshift shelter	<25%	% HHs with access to safe cooking facilities	<25%
% families living indoors (solid walls)	<25%	% HHs with access to electricity	None

##### HEALTH

Location of health facilities/services	Off-site (<3 km)	Access to health facility/services	Yes
Health facilities/services provider	Government	Most prevalent health problems	Malaria

##### WASH

Location of site's main water source	On-site (<10 mn)	Total number functioning toilets	0
Liters of water per person per day	10 - 15 ltr	Separate male/female toilets	No
Main problems with drinking water	None	Separate male/female bathing areas	No

##### FOOD

Access to food	Yes, off site	Frequency of food distribution	Irregular
Access to market	Yes	Supplementary feeding for pregnant/lactant mothers?	No
Most common source for obtaining food	Cash	Supplementary feeding for children?	Yes

##### PROTECTION

Security provided on-site	Yes	GBV referral mechanism in place	No
Main security provider	Self organized	Number of women friendly spaces	0
Most common type of security incident	None	Number of child friendly spaces	0
Most common type of GBV incident	None	Most reported problem in receiving support	None

##### EDUCATION

Location of nearest education facility	Off-site	Number of families with source of income	78
% children going to school	<50%	Access to income generating activities	Yes

##### COMMUNICATION

Main source for obtaining information	Friends, neighbors and family	Main topic of information requested	Distribution
---------------------------------------	-------------------------------	-------------------------------------	--------------



**60**

Households (HH)

**266**

Individuals

**Round 19**

24 September 2017

<b>Site ID</b>	<b>BO_S251</b>
<b>Site Type</b>	Camp
<b>Site Classification</b>	Spontaneous
<b>Site Open Date</b>	NULL
<b>Admin 1</b>	BORNO
<b>Admin 2</b>	MAIDUGURI M. C.
<b>Admin 3</b>	MAISANDARI
<b>Latitude</b>	11.802010
<b>Longitude</b>	13.115980

### DEMOGRAPHICS

Age/Sex	<1 year	1-5 years	6-17 years	18-59 years	>60 years	Total
Male	20	22	24	34	9	109
Female	29	33	37	52	6	157
<b>Total</b>	<b>49</b>	<b>55</b>	<b>61</b>	<b>86</b>	<b>15</b>	<b>266</b>

### VULNERABLE GROUPS

Pregnant Women	10	3.8%
Breastfeeding Mothers	58	21.8%
Persons with Physical Disabilities	0	0.0%
Persons with Mental Disabilities	0	0.0%
Single Female Headed Households	8	3.0%
Single Male Headed Households	4	1.5%
Older Persons	15	5.6%
<b>Total</b>	<b>95</b>	<b>35.7%</b>

### MOBILITY

Place of Origin of Largest IDP Group	BORNO	KONDUGA	MASBA / DALWA WEST
Place of Origin of 2nd Largest IDP Group	BORNO	KONDUGA	MASBA / DALWA WEST
Area of intended return for Largest IDP Group	Place of origin		
Barriers to return home for Largest IDP Group	Lack of safety		

### SITE MANAGEMENT AGENCY (SMA)

Type of SMA	NULL	Agency Name	NULL
SMA Contact Name	NULL	Phone Number	NULL

### SERVICES

SHELTER			
% families living outside (no shelter)	None	Most needed NFIs	Mosquito nets
% families living in emergency shelter	None	% HHs with mosquito nets	None
% families living in makeshift shelter	>75%	% HHs with access to safe cooking facilities	>75%
% families living indoors (solid walls)	None	% HHs with access to electricity	None

HEALTH			
Location of health facilities/services	Off-site (>3 km)	Access to health facility/services	Yes
Health facilities/services provider	INGO	Most prevalent health problems	Malaria

WASH			
Location of site's main water source	Off-site (<10 mn)	Total number functioning toilets	4
Liters of water per person per day	10 - 15 ltr	Separate male/female toilets	No
Main problems with drinking water	None	Separate male/female bathing areas	No

FOOD			
Access to food	Yes, on site	Frequency of food distribution	Irregular
Access to market	Yes	Supplementary feeding for pregnant/lactant mothers?	No
Most common source for obtaining food	Cash	Supplementary feeding for children?	No

PROTECTION			
Security provided on-site	Yes	GBV referral mechanism in place	No
Main security provider	Self organized	Number of women friendly spaces	0
Most common type of security incident	None	Number of child friendly spaces	0
Most common type of GBV incident	None	Most reported problem in receiving support	Not enough assistance for all entitled

EDUCATION		LIVELIHOOD	
Location of nearest education facility	Off-site	Number of families with source of income	27
% children going to school	<25%	Access to income generating activities	Yes

COMMUNICATION			
Main source for obtaining information	Local leader/Community leader	Main topic of information requested	Distribution




**99**

Households (HH)

**544**

Individuals

**Round 19**

24 September 2017

<b>Site ID</b>	<b>BO_S252</b>
<b>Site Type</b>	Transitional Centre
<b>Site Classification</b>	Spontaneous
<b>Site Open Date</b>	2-May-17
<b>Admin 1</b>	BORNO
<b>Admin 2</b>	JERE
<b>Admin 3</b>	DUSUMAN
<b>Latitude</b>	11.882840
<b>Longitude</b>	13.305100

**DEMOGRAPHICS**

Age/Sex	<1 year	1-5 years	6-17 years	18-59 years	>60 years	Total
Male	24	43	62	83	21	233
Female	25	49	85	135	17	311
<b>Total</b>	<b>49</b>	<b>92</b>	<b>147</b>	<b>218</b>	<b>38</b>	<b>544</b>

**VULNERABLE GROUPS**

Pregnant Women	17	3.1%
Breastfeeding Mothers	59	10.8%
Persons with Physical Disabilities	0	0.0%
Persons with Mental Disabilities	0	0.0%
Single Female Headed Households	0	0.0%
Single Male Headed Households	0	0.0%
Older Persons	38	7.0%
<b>Total</b>	<b>114</b>	<b>21.0%</b>

**MOBILITY**

Place of Origin of Largest IDP Group	BORNO	MAFA	MAFA
Place of Origin of 2nd Largest IDP Group	NULL	NULL	NULL
Area of intended return for Largest IDP Group	Place of origin		
Barriers to return home for Largest IDP Group	Lack of safety		

**SITE MANAGEMENT AGENCY (SMA)**

Type of SMA	Armed Forces	Agency Name	NIGERIAN ARMY
SMA Contact Name	NIGERIAN ARMY	Phone Number	NULL

**SERVICES**
**SHELTER**

% families living outside (no shelter)	<25%	Most needed NFIs	Blankets/Mats
% families living in emergency shelter	None	% HHs with mosquito nets	<25%
% families living in makeshift shelter	>75%	% HHs with access to safe cooking facilities	None
% families living indoors (solid walls)	<25%	% HHs with access to electricity	None

**HEALTH**

Location of health facilities/services	Off-site (>3 km)	Access to health facility/services	Yes
Health facilities/services provider	Government	Most prevalent health problems	Malnutrition

**WASH**

Location of site's main water source	Off-site (<10 mn)	Total number functioning toilets	1
Liters of water per person per day	5 - 10 ltr	Separate male/female toilets	No
Main problems with drinking water	None	Separate male/female bathing areas	No

**FOOD**

Access to food	Yes, on site	Frequency of food distribution	Irregular
Access to market	Yes	Supplementary feeding for pregnant/lactant mothers?	No
Most common source for obtaining food	Distribution	Supplementary feeding for children?	No

**PROTECTION**

Security provided on-site	Yes	GBV referral mechanism in place	No
Main security provider	Military	Number of women friendly spaces	0
Most common type of security incident	Friction among site residents	Number of child friendly spaces	0
Most common type of GBV incident	Domestic violence	Most reported problem in receiving support	Not enough assistance for all entitled

**EDUCATION**

Location of nearest education facility	None	Number of families with source of income	0
% children going to school	None	Access to income generating activities	No

**COMMUNICATION**

Main source for obtaining information	Military official	Main topic of information requested	Other relief assistance
---------------------------------------	-------------------	-------------------------------------	-------------------------