

## Overall returnees through **Torkham and Chaman** since January 2019 **11,552**

For this reporting period **319** interviews were conducted comprising of the following categories

- 77.5%** \*Undocumented families
- 21.9%** \*Undocumented individuals travelling with documented families
- 0.6%** \*Undocumented individuals travelling alone

\* Interviews were conducted at both transit points, Torkham and Chaman/Spin Boldak

### WHO IS AN UNDOCUMENTED AFGHAN

- Individuals with No Documents
- Individuals with No Passport or Lapsed Visa
- Individuals with Tazkira
- Individuals with Expired POR Card
- Individuals with ACC Card
- Individuals with ACC Token

- 79%** Individuals with no documents  
Afghans who do not have any legal document (POR, ACC, VISA)
- 6%** Individuals with ACC  
Individuals with Afghan Citizen Card (ACC)
- 14%** Individuals with Tazkira  
Afghan ID card that comes under the undocumented Afghans category
- 1%** Individuals with ACC Token  
Individuals who received token to obtain ACC
- 0%** Individuals with Expired POR Card  
Proof of Registration (POR) cards that have expired before 2015
- 0%** Individuals with no Passport or Expired Visa  
Afghans with expired visa or passport without visa



**919 Undocumented Afghan** individuals returned to Afghanistan through the **Torkham and Chaman/Spin Boldak border**. **296** individuals used the **Torkham border** crossing while **623** individuals crossed through **Chaman/Spin Boldak border** crossing.

### RESPONDENT'S PROFILE

#### Respondents by Gender

**70% Male** / **30% Female**

#### Age Group of Respondents

Age Group	Gender	Total %
5 - 17 Yr		1%
18 - 59 Yr		89%
60 + Yr		10%

### RETURNEE'S PROFILE

#### Age-Gender Disaggregation (Individuals)

**Total Female: 53.1%** / **Total Male: 46.9%**

Age Group	Female %	Male %
60+ Yr	1.9%	1.9%
18-59 Yr	23.7%	16.8%
5 - 17 Yr	18%	17.9%
0 - 4 Yr	9.5%	10.3%

### VULNERABLE CASES

Overall **9%** individuals were identified as vulnerable during this reporting period

- 81%** of vulnerable cases
- 42%** Elderly Members
- 4%** Disabled Persons
- 36%** Chronically ill persons
- 3%** Pregnant Women
- 2%** Female Headed Households
- 13%** Widows

### TRANSPORT & ASSETS

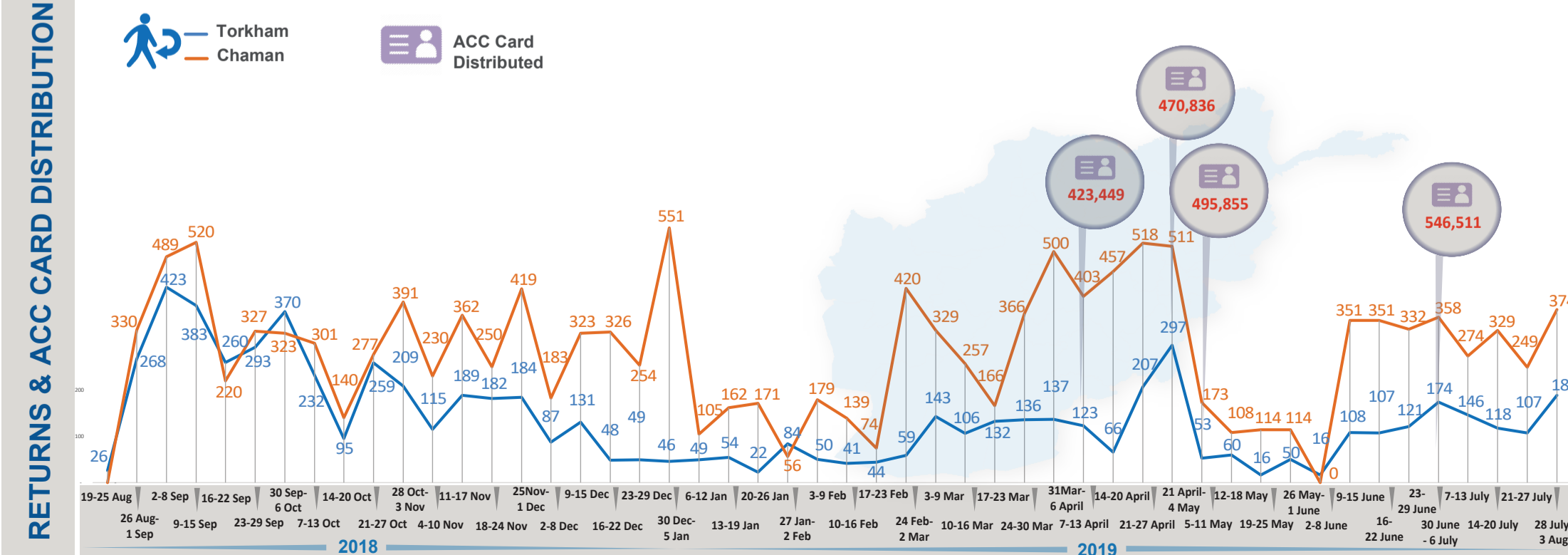
Overall **258** vehicles crossed from **Torkham and Chaman/Spin Boldak borders**. Majority of the returnees used **Pickups and Truck (49% and 34% respectively)** to return to Afghanistan. **Cash & Household Items** were reported as highest priority assets for migrants returning to Afghanistan.

#### \* % of Households travelling with assets to Afghanistan

Transit Point	Asset Type	Male %	Female %
Torkham	Household Items or Personal Belongings	62%	38%
	Productive Assets	70%	30%
	Families Carrying Cash	67%	33%
Chaman	Household Items or Personal Belongings	86%	14%
	Productive Assets	85%	15%
	Families Carrying Cash	86%	14%

### Transport Type Summary

Transport Type	Percentage	Average Individuals per Vehicle
Truck	34%	8
Pickup	49%	6
Bus	17%	5
Rented Car	0%	-
By Foot	0%	-





PUSH AND PULL FACTORS RECORDED BASED ON RETURNEES RESPONSE

**Push factors:** Factors which discourage undocumented Afghan nationals from staying in host country.

**PUSH FACTORS**

- Economic Factors
- Afraid of Being Deported
- Camp Closure
- Returning Home
- Undocumented

**PULL FACTORS**

- Improvement in Security Situation
- Availability of Assistance in Afghanistan
- Reunion with Family and relatives
- Own Country

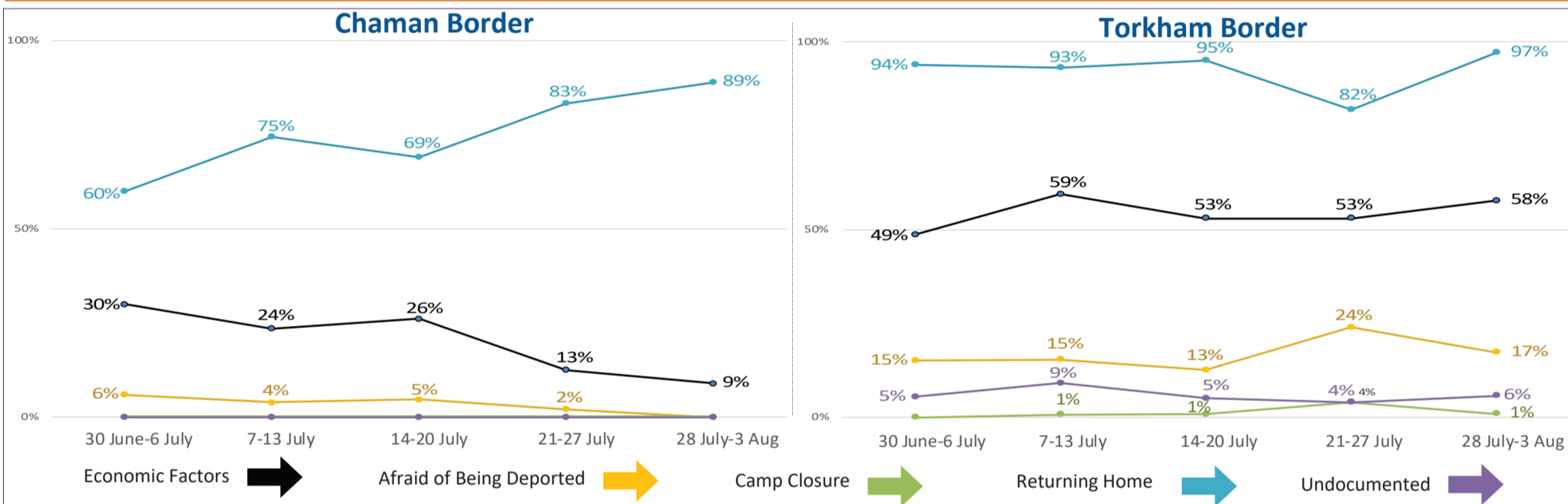
**Pull factors:** Factors which encourage undocumented Afghan nationals to return to their country of origin.

In **Torkham**, 'Returning Home' is trending upwards and **97%** of the respondents cited this as a push factor (increase of 2 percentage points compared to the last reporting period). 'Economic Factors' is trending upwards and **58%** of the respondents cited this as a push factor (increase of 5 percentage points compared to the last reporting period). 'Afraid of Being Deported' increased to **17%** (increase of 4 percentage points compared to the last reporting period). 'Lack of Documentation' was reported by **6%** of the respondents (increase of 1 percentage point compared to the last reporting period). 'Camp Closure' was reported by **1%** of the respondents (no change compared to the last reporting period).

In **Chaman**, 'Returning Home' is trending upwards and **89%** of the respondents cited this as a push factor (increase of 20 percentage points compared to the last reporting period). 'Economic Factors' is trending downwards and **9%** of the respondents cited this as a push factor (decrease of 17 percentage points compared to the last reporting period). Whereas **none** of the respondents at **Chaman** reported 'Lack of Documentation,' 'Afraid of Being Deported' and 'Camp Closure' as a push factor.

The indicator rated as the main pull factor for both border crossing points was 'Own Country'. This was reported by **98%** of the respondents at **Torkham** and **87%** of the respondents at **Chaman**. The second highest concern was 'Reunion with Family / Relatives' which was reported by **58%** of the respondents at **Torkham** and **11%** of the respondents. **2%** of the respondents at **Chaman** reported 'Availability of Assistance in Afghanistan' and **non** at **Torkham**. Furthermore, **none** of the respondents at **Torkham** and **Chaman** reported 'Improvement in Security Situation' as a pull factor.

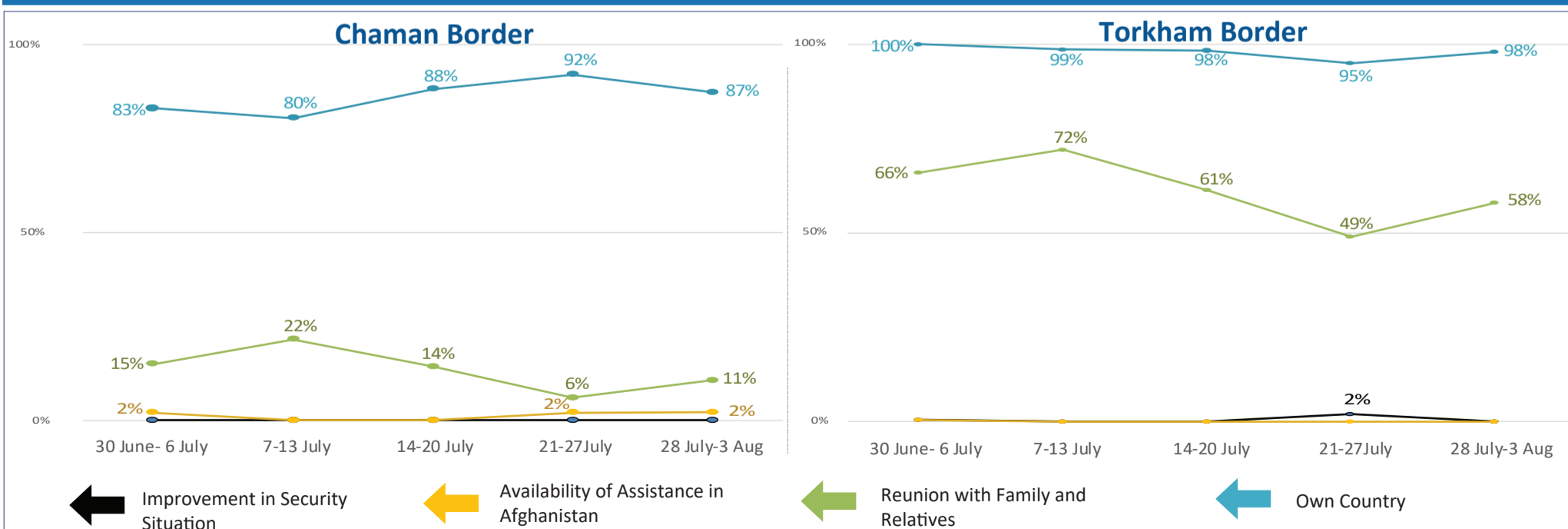
**PUSH Factors (Weekly Trend)**



**Top three ranked provinces of origin preferred by returnees** based on the PUSH Factors' responses are.



**PULL Factors (Weekly Trend)**



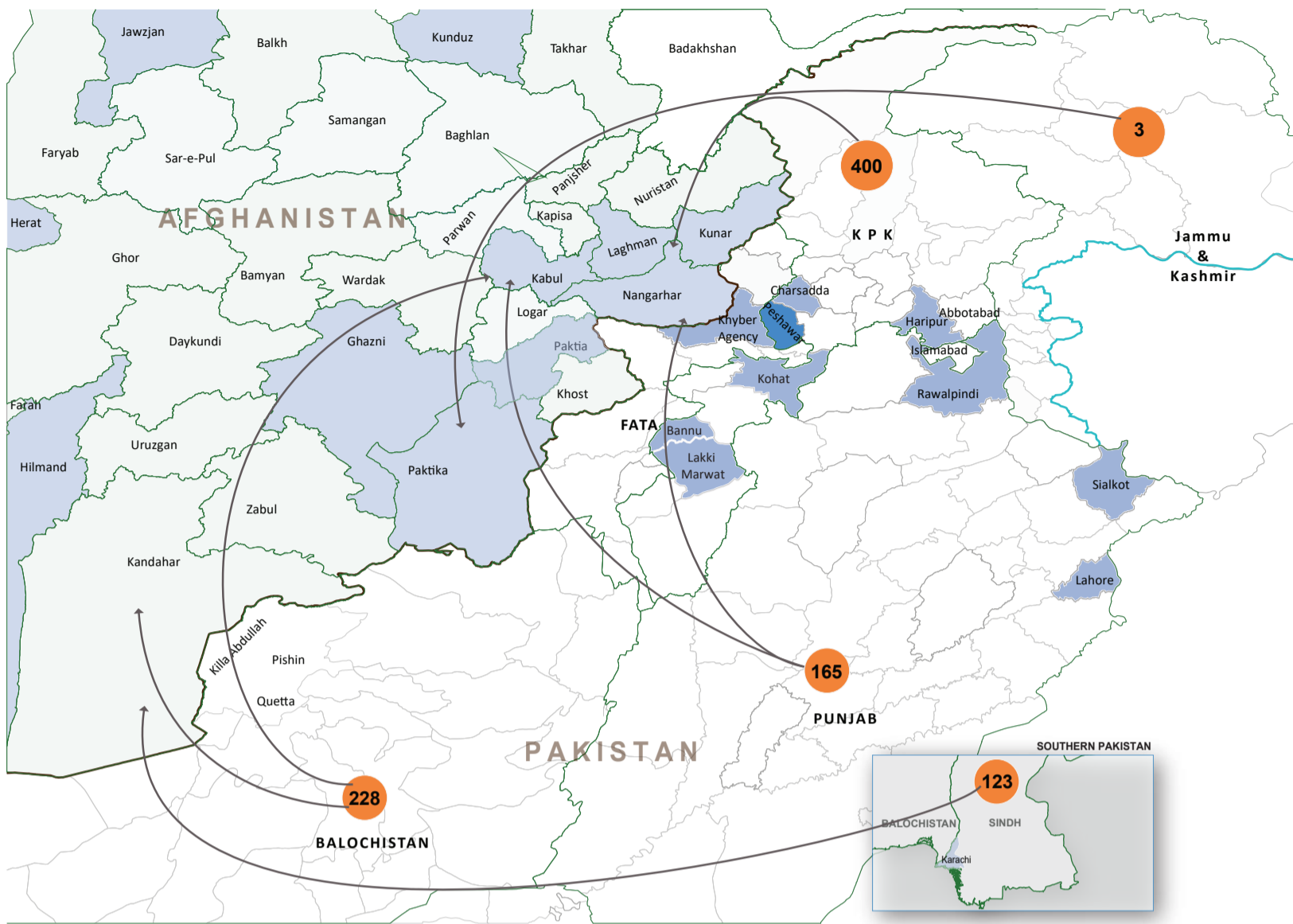
**Top three ranked destinations in Afghanistan preferred by returnees** based on the PULL Factors' responses are.





HIGH RETURN AREAS

Population Movement Trend for Spontaneous Returns of Undocumented Afghans from Pakistan



**AFGHANISTAN**

The top 5 destination provinces for returns are

- Kabul (29%)
- Nangarhar (20%)
- Kandahar (20%)
- Kunduz (8%)
- Khost (4%)

**PAKISTAN**

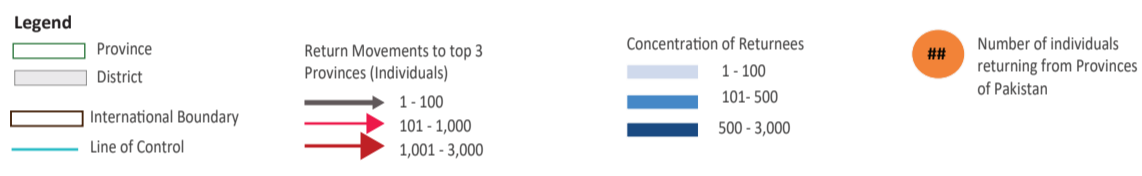
The largest proportion of returns are from:

- Khyber Pakhtunkhwa (44%)
- Balochistan (25%)
- Punjab (18%)
- Sindh (13%)

Data Source: Population Census Organization, UNOCHA

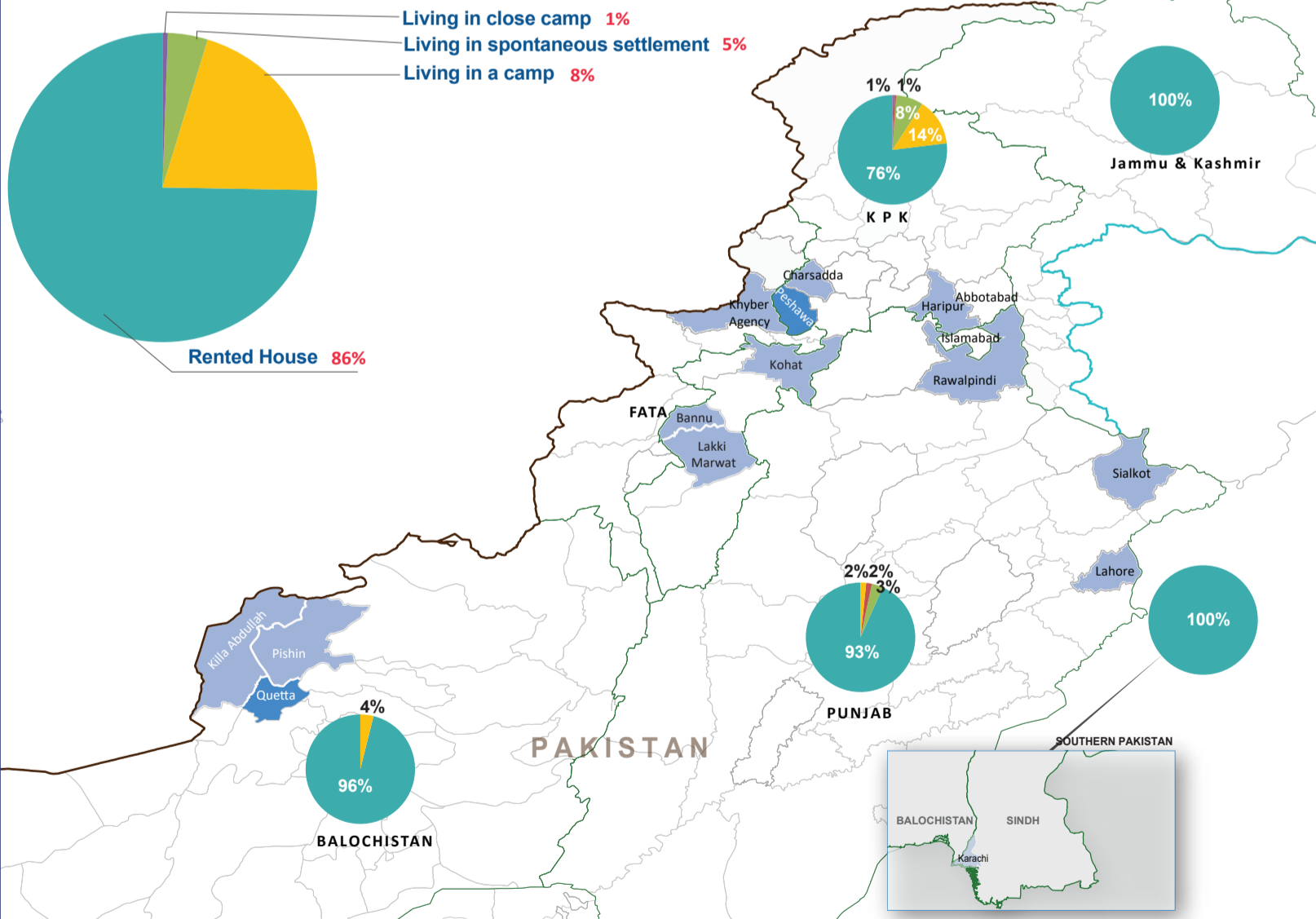
Disclaimers: The designations employed and the presentation of material on this map do not imply the expression of any opinion whatsoever on the part of the Secretariat of the United Nations concerning the legal status of any country, territory, city or area or of its authorities, or concerning the delimitation of its frontiers or boundaries. The dotted line represents approximately the line of control between India and Pakistan. The final status of Jammu and Kashmir has not yet been agreed upon by the parties.

Please note: The boundaries and names shown and the designations used on this map do not imply official acceptance or endorsement by IOM.



LIVING CONDITIONS IN PAKISTAN

Current Living Conditions of Undocumented Afghans in Pakistan



Overall, 86% of Undocumented Afghan returnees from this week reported living in rented houses, whereas 8% reported living in a 'Camp,' 5% reported 'living in a spontaneous settlement,' and the remaining 2% reported 'living with relatives' or in a close camp.

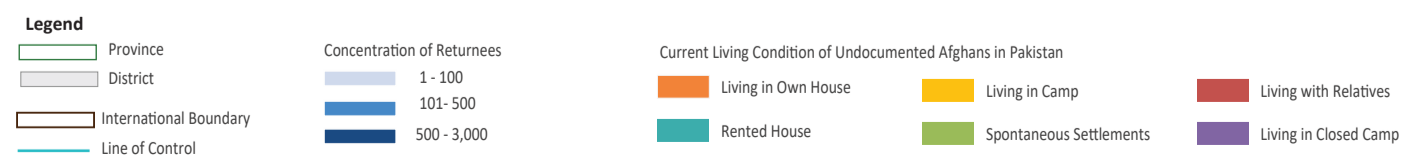
There are differences at the provincial level where for example in Sindh 100%, in Balochistan 96% and in Punjab 93%, and KP 76% of Undocumented Afghan returnees reported living in 'rented houses'.

In KP, 14% of the Undocumented Afghan returnees reported living in Camp compared to 4% in Balochistan, 2% in Punjab and none in Sindh.

Data Source: Population Census Organization, UNOCHA

Disclaimers: The designations employed and the presentation of material on this map do not imply the expression of any opinion whatsoever on the part of the Secretariat of the United Nations concerning the legal status of any country, territory, city or area or of its authorities, or concerning the delimitation of its frontiers or boundaries. The dotted line represents approximately the line of control between India and Pakistan. The final status of Jammu and Kashmir has not yet been agreed upon by the parties.

Please note: The boundaries and names shown and the designations used on this map do not imply official acceptance or endorsement by IOM.



\* The Response for "Own House" relates to the fact that land/house is bought in the name of Pakistani relatives.