

Overall returnees through **Torkham and Chaman** since January 2019 **8,781**

For this reporting period **474** interviews were conducted comprising of the following categories

- 80.6%** *Undocumented families
- 17.5%** *Undocumented individuals travelling with documented families
- 1.9%** *Undocumented individuals travelling alone

* Interviews were conducted at both transit points, Torkham and Chaman/Spin Boldak

- 82%** Individuals with no documents
Afghans who do not have any legal document (POR, ACC, VISA)
- 2%** Individuals with ACC
Individuals with Afghan Citizen Card (ACC)
- 15%** Individuals with Tazkira
Afghan ID card that comes under the undocumented Afghans category
- 0%** Individuals with ACC Token
Individuals who received token to obtain ACC
- 0%** Individuals with Expired POR Card
Proof of Registration (POR) cards that have expired before 2015
- 1%** Individuals with no Passport or Expired Visa
Afghans with expired visa or passport without visa



917 Undocumented Afghan individuals returned to Afghanistan through the **Torkham and Chaman/Spin Boldak border**. **215** individuals used the **Torkham border** crossing while **702** individuals crossed through **Chaman/Spin Boldak border** crossing.

WHO IS AN UNDOCUMENTED AFGHAN

- Individuals with No Documents
- Individuals with No Passport or Lapsed Visa
- Individuals with Tazkira
- Individuals with Expired POR Card
- Individuals with ACC Card
- Individuals with ACC Token

RESPONDENT'S PROFILE

Respondents by Gender

78% Male, **22% Female**

Age Group of Respondents

Age Group	Gender	Total %
5 - 17 Yr		2%
18 - 59 Yr		86%
60 + Yr		12%

RETURNEE'S PROFILE

Age-Gender Disaggregation (Individuals)

Age Group	Total Female	Total Male
60+ Yr	2.5%	2.8%
18-59 Yr	24%	16.4%
5 - 17 Yr	14.8%	17.3%
0 - 4 Yr	11%	11.2%

VULNERABLE CASES

Overall **11%** individuals were identified as vulnerable during this reporting period

- 89%** of vulnerable cases
- 48%** Elderly Members
- 4%** Disabled Persons
- 31%** Chronically ill persons
- 1%** Pregnant Women
- 4%** Female Headed Households
- 12%** *Widows + Other

* Other category include 1% mentally ill.

TRANSPORT & ASSETS

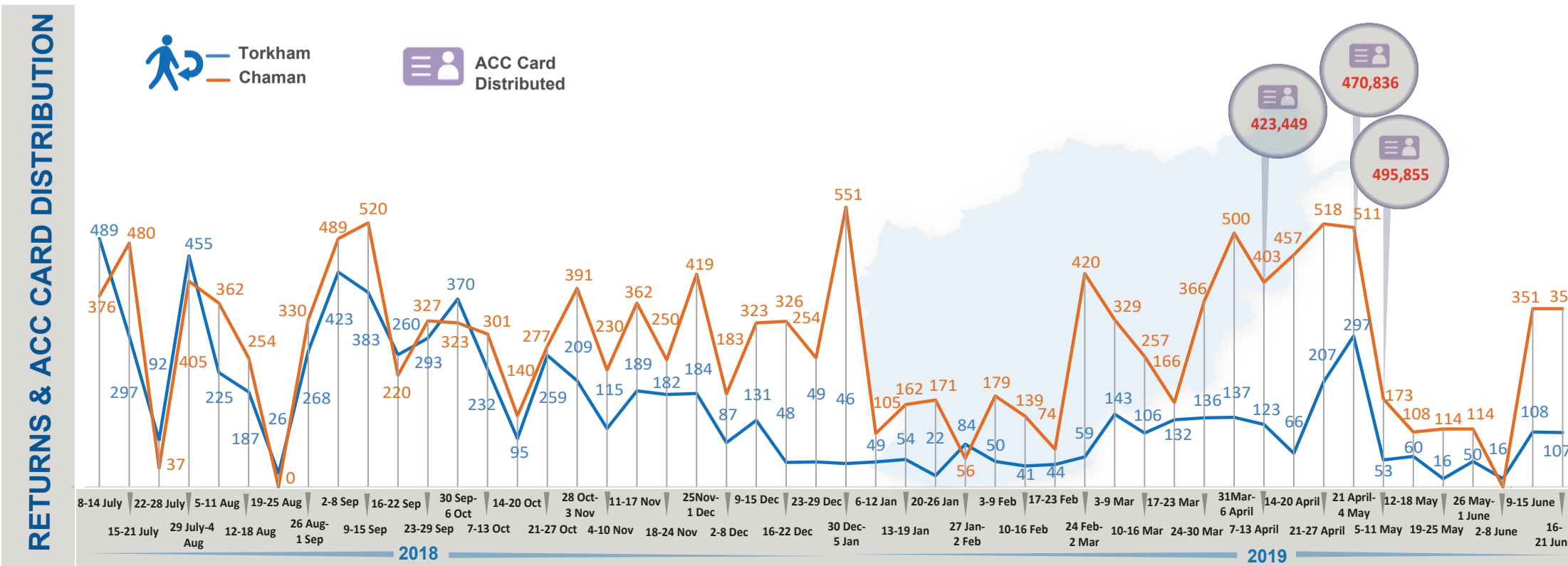
Overall **369** vehicles crossed from **Torkham and Chaman/Spin Boldak borders**. Majority of the returnees used **Pickups and Bus (69% and 18% respectively)** to return to Afghanistan. **Cash & Household Items** were reported as highest priority assets for migrants returning to Afghanistan.

* % of Households travelling with assets to Afghanistan

Transit Point	Household Items or Personal Belongings	Productive Assets	Families Carrying Cash	Livestock	Own Transportation
Torkham	100%	16%	30%	1%	0%
Chaman	100%	74%	100%	4%	11%

Transport Type Summary

Transport Type	Percentage	Average Individuals per Vehicle
Truck	13%	11
Pickup	69%	7
Bus	18%	6
Rented Car	0%	-
By Foot	0%	-





PUSH AND PULL FACTORS RECORDED BASED ON RETURNEES RESPONSE

Push factors: Factors which discourage undocumented Afghan nationals from staying in host country.

PUSH FACTORS

- Economic Factors
- Afraid of Being Deported
- Camp Closure
- Returning Home
- Undocumented

PULL FACTORS

- Improvement in Security Situation
- Availability of Assistance in Afghanistan
- Reunion with Family and relatives
- Own Country

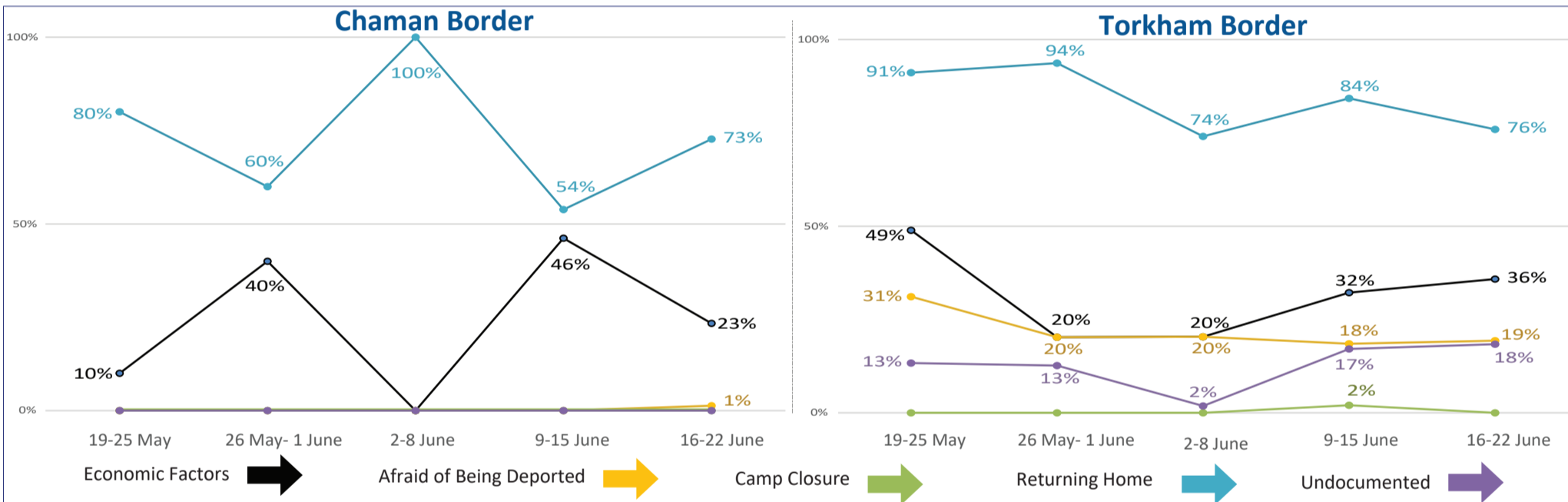
Pull factors: Factors which encourage undocumented Afghan nationals to return to their country of origin.

In **Torkham**, 'Returning Home' is trending upwards and **76%** of the respondents cited this as a push factor (increase of 2 percentage points compared to the last reporting period). 'Economic Factors' is trending upwards and **36%** of the respondents cited this as a push factor (increase of 16 percentage points compared to the last reporting period). 'Afraid of Being Deported' decreased to **19%** (decrease of 1 percentage point compared to the last reporting period). 'Lack of Documentation' was reported by **18%** of the respondents (increase of 16 percentage points compared to the last reporting period). Whereas **none** of the respondents at **Torkham** reported 'Camp Closure' as a push factor.

In **Chaman**, 'Returning Home' is trending downwards and **73%** of the respondents cited this as a push factor (decrease of 27 percentage points compared to the last reporting period). 'Economic Factors' is trending upwards and **23%** of the respondents cited this as a push factor (increase of 23 percentage points compared to the last reporting period). 'Afraid of Being Deported' is trending upwards and **1%** of the respondents cited this as a push factor (increase of 1 percentage point compared to the last reporting period). Whereas **none** of the respondents at **Chaman** reported 'Lack of Documentation' and 'Camp Closure' as a push factor.

The indicator rated as the main pull factor for both border crossing points was 'Own Country'. This was reported by **97%** of the respondents at **Torkham** and **83%** of the respondents at **Chaman**. The second highest concern was 'Reunion with Family / Relatives' which was reported by **73%** of the respondents at **Torkham** and **17%** of the respondents at **Chaman**. Furthermore, **none** of the respondents at **Torkham** and **Chaman** reported 'Availability of Assistance in Afghanistan' or 'Improvement in Security Situation' as a pull factor.

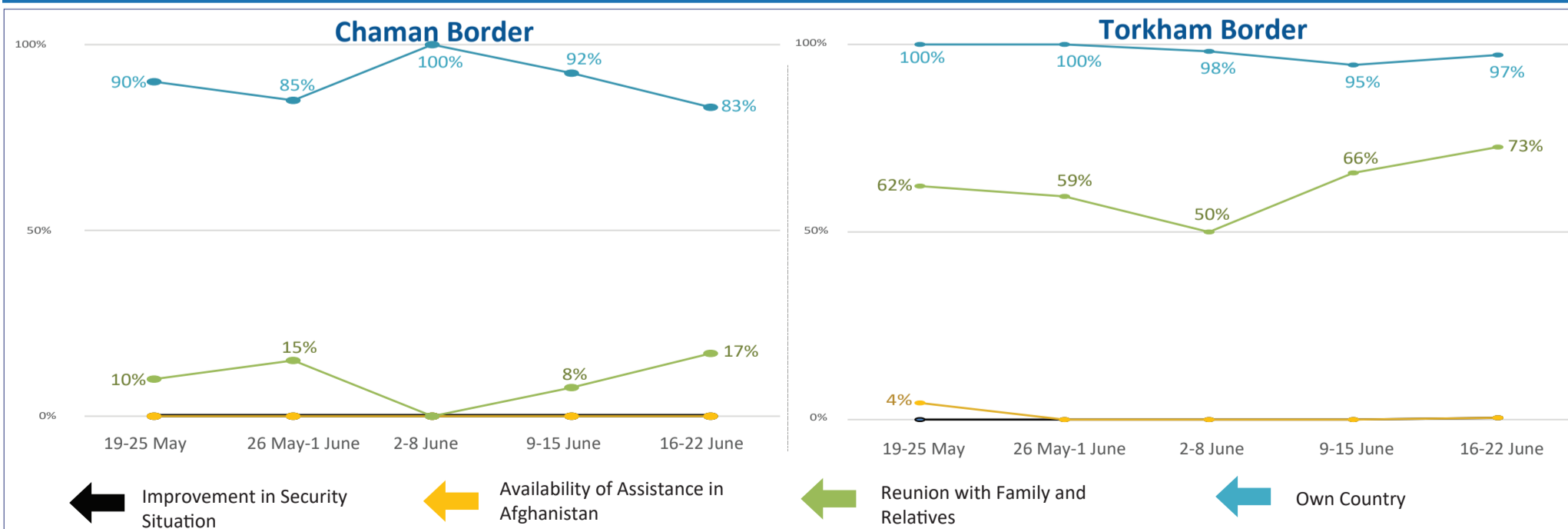
PUSH Factors (Weekly Trend)



Top three ranked provinces of origin preferred by returnees based on the PUSH Factors' responses are.



PULL Factors (Weekly Trend)

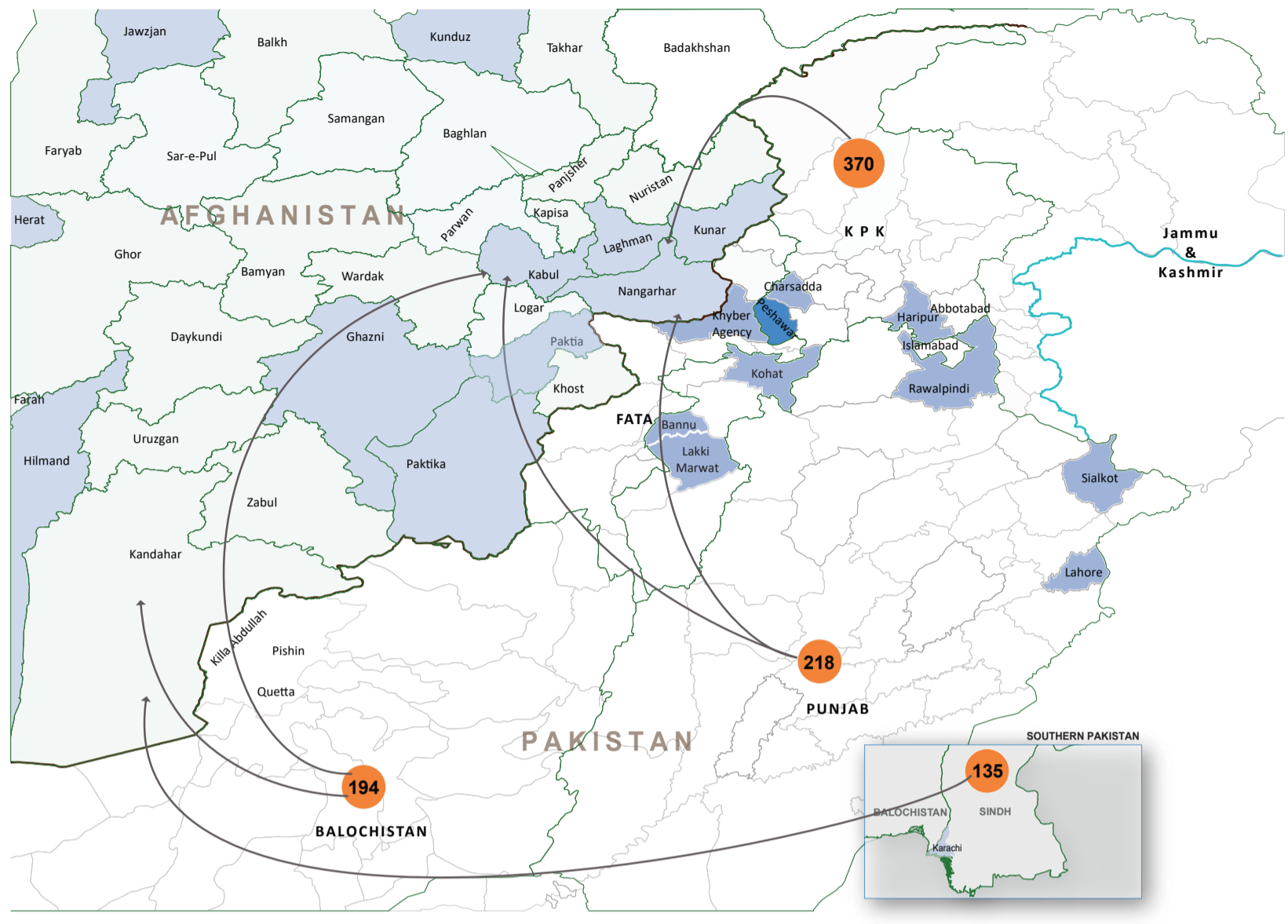


Top three ranked destinations in Afghanistan preferred by returnees based on the PULL Factors' responses are.



HIGH RETURN AREAS

Population Movement Trend for Spontaneous Returns of Undocumented Afghans from Pakistan



AFGHANISTAN

The top 5 destination provinces for returns are

- Kabul (28%)
- Nangarhar (16%)
- Kandahar (15%)
- Kunduz (8%)
- Paktya (7%)

PAKISTAN

The largest proportion of returns are from:

- Khyber Pakhtunkhwa (40%)
- Punjab (24%)
- Balochistan (21%)
- Sindh (15%)

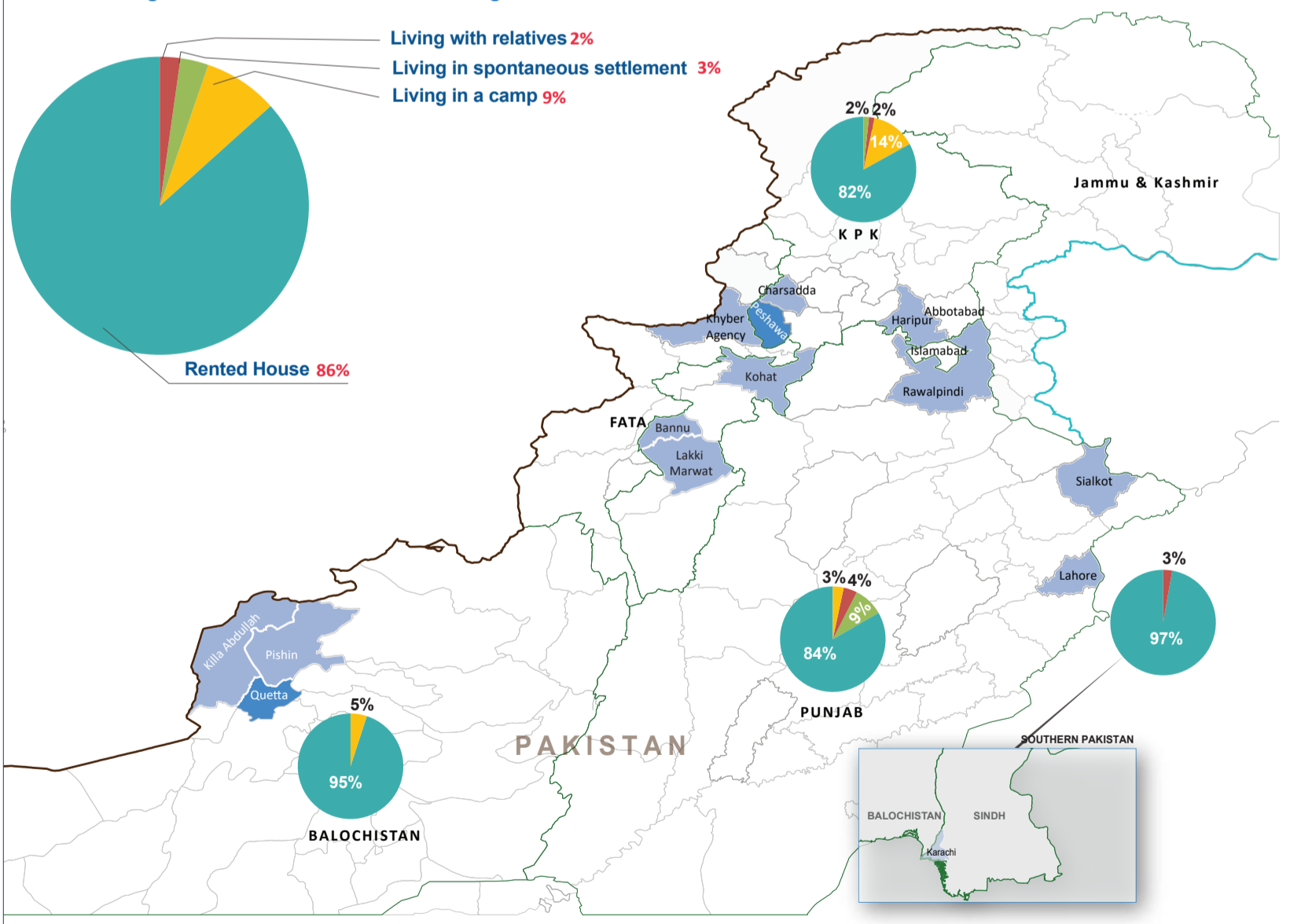
Data Source: Population Census Organization, UNOCHA

Disclaimers: The designations employed and the presentation of material on this map do not imply the expression of any opinion whatsoever on the part of the Secretariat of the United Nations concerning the legal status of any country, territory, city or area or of its authorities, or concerning the delimitation of its frontiers or boundaries. The dotted line represents approximately the line of control between India and Pakistan. The final status of Jammu and Kashmir has not yet been agreed upon by the parties.

Please note: The boundaries and names shown and the designations used on this map do not imply official acceptance or endorsement by IOM.

LIVING CONDITIONS IN PAKISTAN

Current Living Conditions of Undocumented Afghans in Pakistan



Overall, 86% of Undocumented Afghan returnees from this week reported living in rented houses, whereas 9% reported living in a 'Camp,' 3% reported 'living in a spontaneous settlement,' and the remaining 2% reported 'living with relatives'.

There are differences at the provincial level where for example in Sindh 97%, in Balochistan 95%, in Punjab 84%, and in KP 82% of Undocumented Afghan returnees reported living in 'rented houses'.

In KP, 14% of the Undocumented Afghan returnees reported living in Camp compared to 5% in Balochistan, 3% in Punjab, and none in Sindh.

Data Source: Population Census Organization, UNOCHA

Disclaimers: The designations employed and the presentation of material on this map do not imply the expression of any opinion whatsoever on the part of the Secretariat of the United Nations concerning the legal status of any country, territory, city or area or of its authorities, or concerning the delimitation of its frontiers or boundaries. The dotted line represents approximately the line of control between India and Pakistan. The final status of Jammu and Kashmir has not yet been agreed upon by the parties.

Please note: The boundaries and names shown and the designations used on this map do not imply official acceptance or endorsement by IOM.

* The Response for "Own House" relates to the fact that land/house is bought in the name of Pakistani relatives.