

## Overall returnees through **Torkham and Chaman** since January 2019 **7,864**

For this reporting period **155** interviews were conducted comprising of the following categories

- 81.3%** \*Undocumented families
- 15.5%** \*Undocumented individuals travelling with documented families
- 3.2%** \*Undocumented individuals travelling alone

\* Interviews were conducted at both transit points, Torkham and Chaman/Spin Boldak

### WHO IS AN UNDOCUMENTED AFGHAN

- Individuals with No Documents
- Individuals with No Passport or Lapsed Visa
- Individuals with Tazkira
- Individuals with Expired POR Card
- Individuals with ACC Card
- Individuals with ACC Token

- 82%** Individuals with no documents  
Afghans who do not have any legal document (POR, ACC, VISA)
- 4%** Individuals with ACC  
Individuals with Afghan Citizen Card (ACC)
- 14%** Individuals with Tazkira  
Afghan ID card that comes under the undocumented Afghans category
- 0%** Individuals with ACC Token  
Individuals who received token to obtain ACC
- 0%** Individuals with Expired POR Card  
Proof of Registration (POR) cards that have expired before 2015
- 0%** Individuals with no Passport or Expired Visa  
Afghans with expired visa or passport without visa



**180 Undocumented Afghan** individuals returned to Afghanistan through the **Torkham and Chaman/Spin Boldak border**. **66** individuals used the **Torkham border** crossing while **114** individuals crossed through **Chaman/Spin Boldak border** crossing.

### RESPONDENT'S PROFILE

#### Respondents by Gender

**70% Male** / **30% Female**

#### Age Group of Respondents

Age Group	Gender	Total %
5 - 17 Yr		2%
18 - 59 Yr		94%
60 + Yr		4%

### RETURNEE'S PROFILE

#### Age-Gender Disaggregation (Individuals)

**Total Female: 52.9%** / **Total Male: 47.1%**

Age Group	Female %	Male %
60+ Yr	1.6%	0.5%
18-59 Yr	24.3%	18.6%
5 - 17 Yr	17%	16.2%
0 - 4 Yr	10%	11.8%

### VULNERABLE CASES

Overall **7%** individuals were identified as vulnerable during this reporting period

- 93%** of vulnerable cases are categorized as:
- 32%** Elderly Members
- 8%** Disabled Persons
- 30%** Chronically ill persons
- 2%** Pregnant Women
- 4%** Female Headed Households
- 24%** \*Widows + Other

\* Other category include 6% mentally ill.

### TRANSPORT & ASSETS

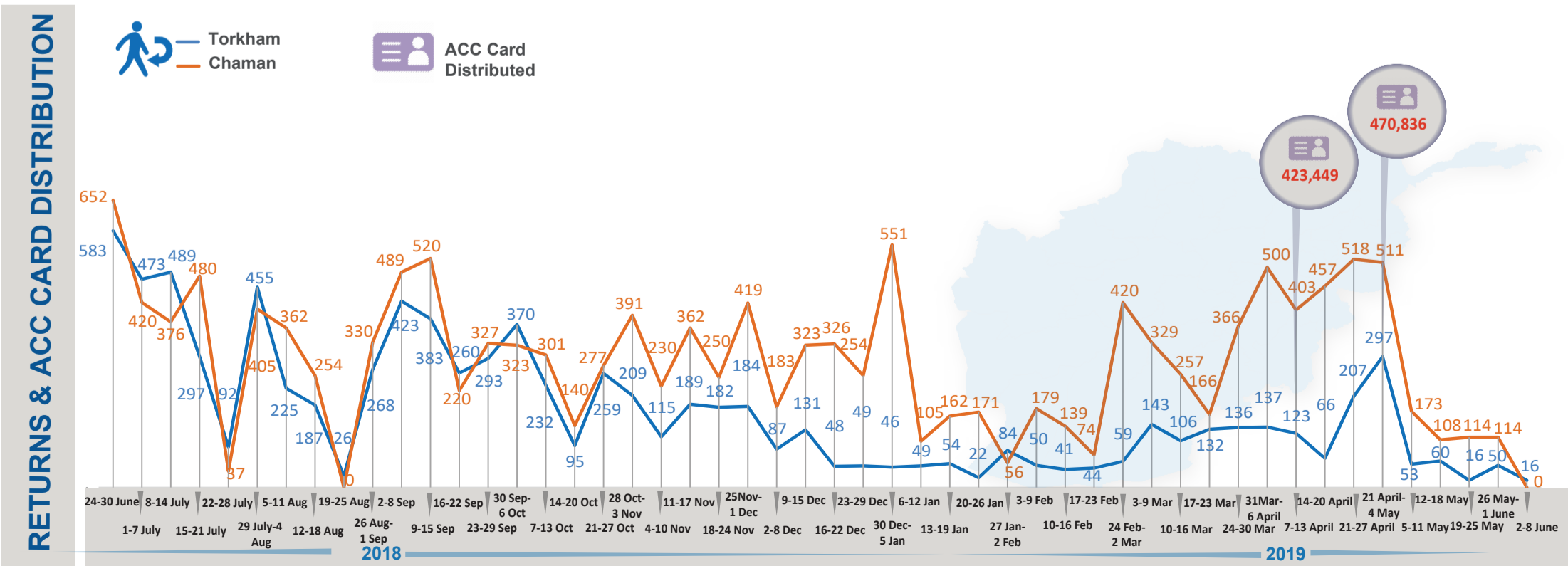
Overall **123** vehicles crossed from **Torkham and Chaman/Spin Boldak borders**. Majority of the returnees used **Pickups and Bus (82% and 12% respectively)** to return to Afghanistan. **Cash & Household Items** were reported as highest priority assets for migrants returning to Afghanistan.

#### \* % of Households travelling with assets to Afghanistan

Asset Category	Torkham	Chaman
Household Items or Personal Belongings	100%	100%
Productive Assets	8%	59%
Families Carrying Cash	47%	100%
Livestock	2%	0%
Own Transportation	1%	9%

### Transport Type Summary

Transport Type	Percentage	Average Individuals per Vehicle
Truck	6%	9
Pickup	82%	6
Bus	12%	5
Rented Car	0%	-
By Foot	0%	-



**Push factors:** Factors which discourage undocumented Afghan nationals from staying in host country.

**PUSH FACTORS**

- Economic Factors
- Afraid of Being Deported
- Camp Closure
- Returning Home
- Undocumented

**PULL FACTORS**

- Improvement in Security Situation
- Availability of Assistance in Afghanistan
- Reunion with Family and relatives
- Own Country

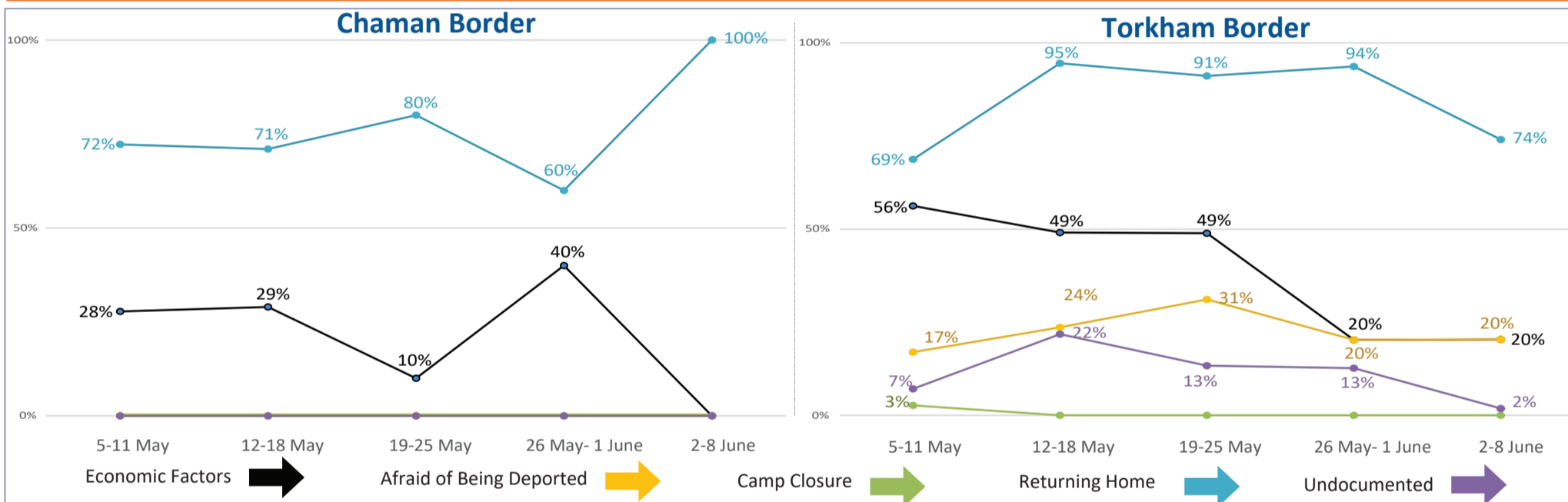
**Pull factors:** Factors which encourage undocumented Afghan nationals to return to their country of origin.

**In Torkham, 'Returning Home'** is trending downwards and **74%** of the respondents cited this as a push factor (decrease of 17 percentage points compared to the last reporting period). **'Economic Factors'** is trending downwards and **20%** of the respondents cited this as a push factor (decrease of 29 percentage points compared to the last reporting period). **'Afraid of Being Deported'** decreased to **20%** (decrease of 11 percentage points compared to the last reporting period). **'Lack of Documentation'** was reported by **2%** of the respondents (decrease of 11 percentage points compared to the last reporting period). Whereas **none** of the respondents at **Torkham** reported **'Camp Closure'** as a push factor.

**In Chaman, 'Returning Home'** is trending upwards and **100%** of the respondents cited this as a push factor (increase of 20 percentage points compared to the last reporting period). **'Economic Factors'** is trending downwards and **none** of the respondents cited this as a push factor (decrease of 10 percentage points compared to the last reporting period). Whereas **none** of the respondents at **Chaman** reported **'Afraid of Being Deported'**, **'Lack of Documentation'** and **'Camp Closure'** as a push factor.

The indicator rated as the main pull factor for both border crossing points was **'Own Country'**. This was reported by **98%** of the respondents at **Torkham** and **100%** of the respondents at **Chaman**. The second highest concern was **'Reunion with Family / Relatives'** which was reported by **50%** of the respondents at **Torkham** and **none** of the respondents at **Chaman**. Furthermore, **none** of the respondents at **Torkham** and **Chaman** reported **'Availability of Assistance in Afghanistan'** or **'Improvement in Security Situation'** as a pull factor.

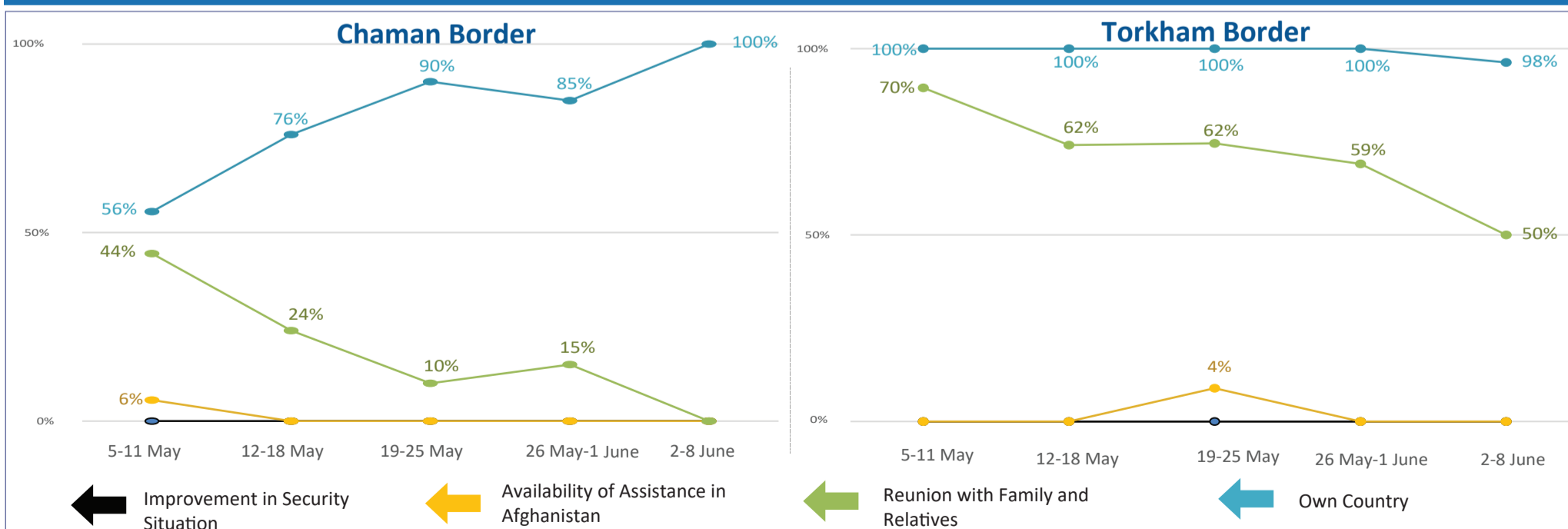
**PUSH Factors (Weekly Trend)**



**Top three ranked provinces of origin preferred by returnees** based on the PUSH Factors' responses are.



**PULL Factors (Weekly Trend)**

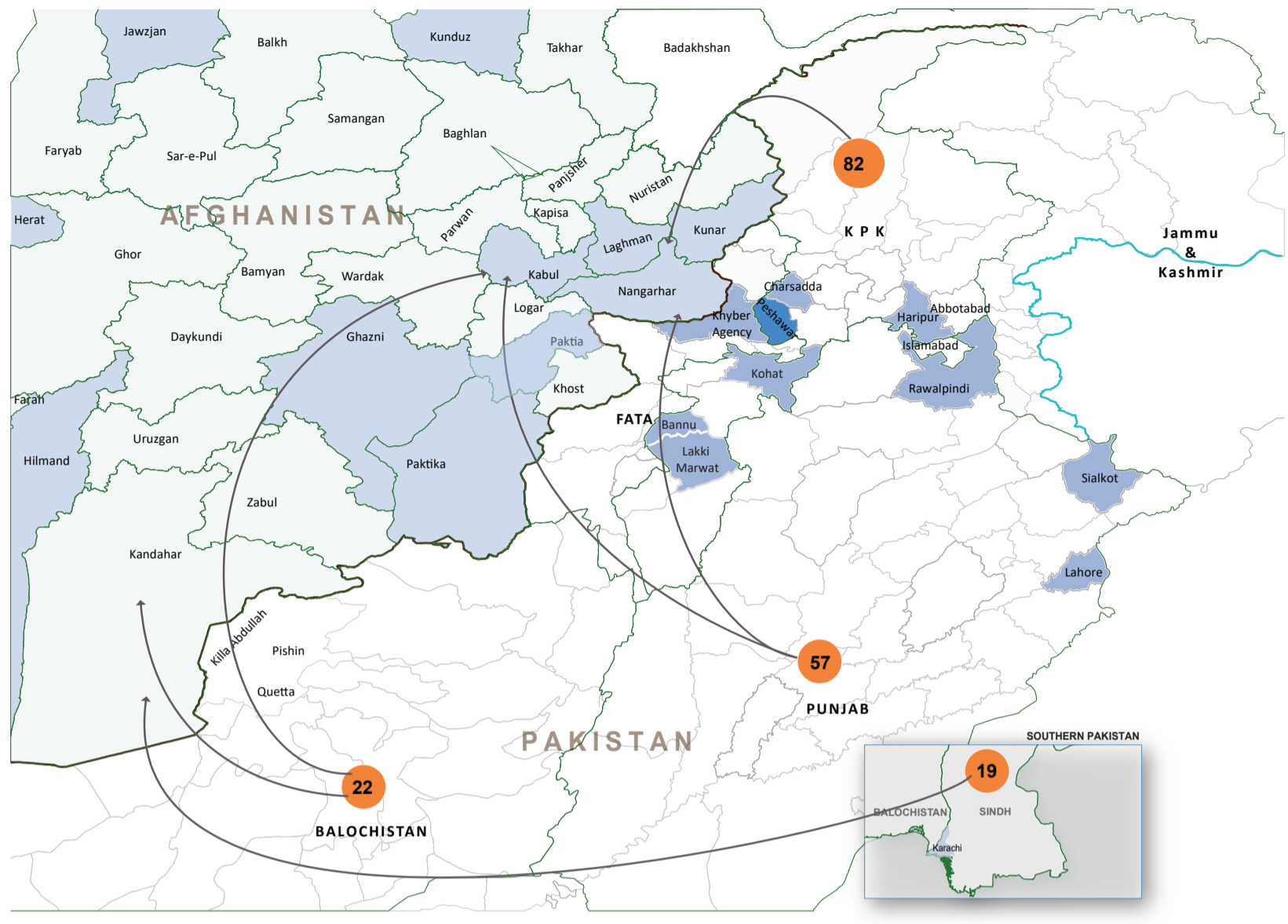


**Top three ranked destinations in Afghanistan preferred by returnees** based on the PULL Factors' responses are.



HIGH RETURN AREAS

**Population Movement Trend for Spontaneous Returns of Undocumented Afghans from Pakistan**



**AFGHANISTAN**

The **top 5 destination** provinces for returns are

- **Kabul (39%)**
- **Nangarhar (15%)**
- **Kandahar (12%)**
- **Logar (4%)**
- **Paktika (4%)**

**PAKISTAN**

The largest **proportion of returns** are from:

- **Khyber Pakhtunkhwa (45%)**
- **Punjab (32%)**
- **Balochistan (12%)**
- **Sindh (11%)**

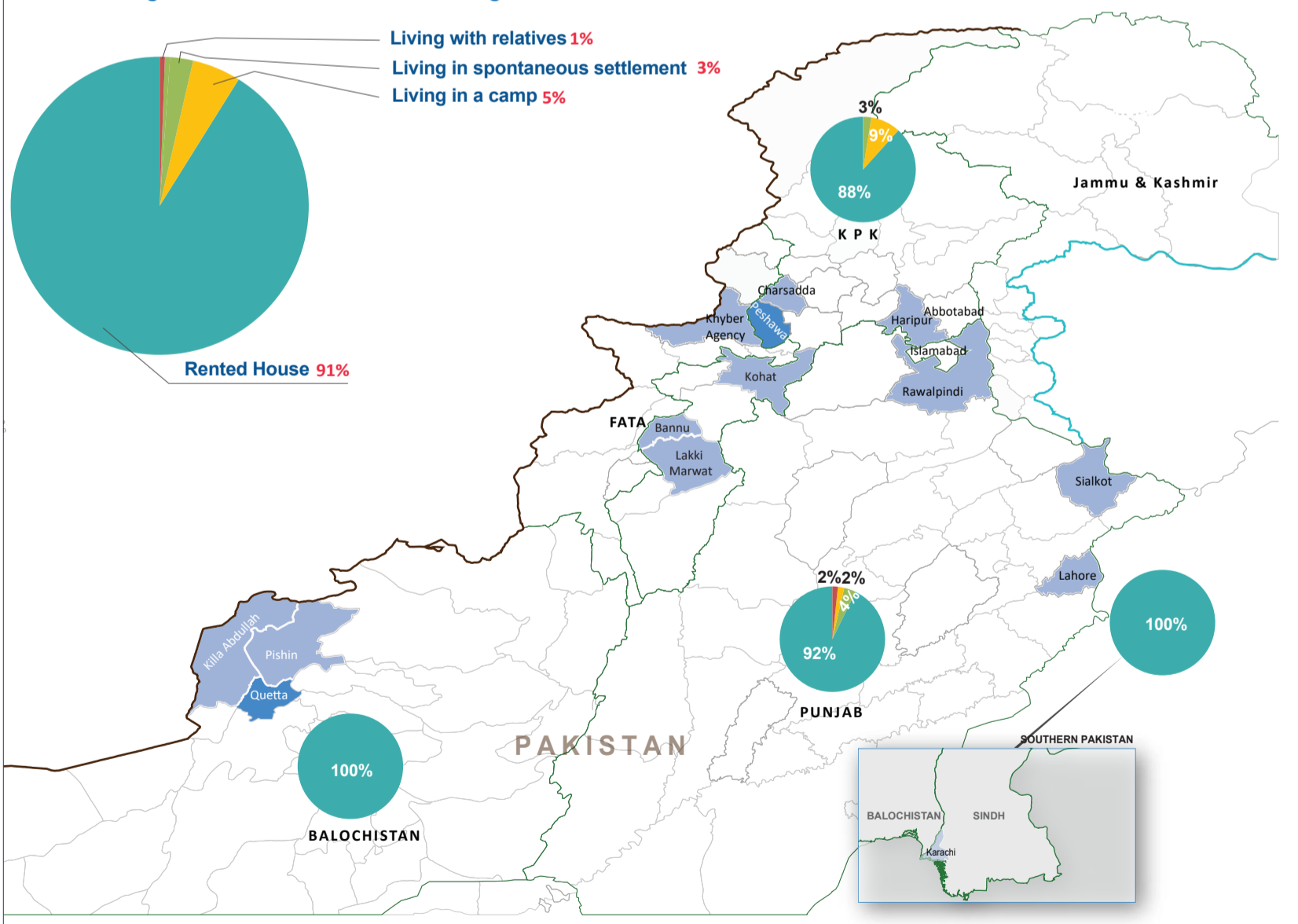
Data Source: Population Census Organization, UNOCHA

**Disclaimers:** The designations employed and the presentation of material on this map do not imply the expression of any opinion whatsoever on the part of the Secretariat of the United Nations concerning the legal status of any country, territory, city or area or of its authorities, or concerning the delimitation of its frontiers or boundaries. The dotted line represents approximately the line of control between India and Pakistan. The final status of Jammu and Kashmir has not yet been agreed upon by the parties.

Please note: The boundaries and names shown and the designations used on this map do not imply official acceptance or endorsement by IOM.

LIVING CONDITIONS IN PAKISTAN

**Current Living Conditions of Undocumented Afghans in Pakistan**



**Overall, 91%** of Undocumented Afghan returnees from this week reported living in **rented houses**, whereas **5%** reported living in a **'Camp,'** **3%** reported **'living in a spontaneous settlement,'** and the remaining **1%** reported **'living with relatives'.**

There are differences at the provincial level where for example in **Sindh and Balochistan 100%**, in **Punjab 92%**, and in **KP 88%** of Undocumented Afghan returnees reported living in **'rented houses'.**

In **KP, 9%** of the Undocumented Afghan returnees reported living in **Camp** compared to **2%** in **Punjab**, and **none** in **Sindh & Balochistan.**

Data Source: Population Census Organization, UNOCHA

**Disclaimers:** The designations employed and the presentation of material on this map do not imply the expression of any opinion whatsoever on the part of the Secretariat of the United Nations concerning the legal status of any country, territory, city or area or of its authorities, or concerning the delimitation of its frontiers or boundaries. The dotted line represents approximately the line of control between India and Pakistan. The final status of Jammu and Kashmir has not yet been agreed upon by the parties.

Please note: The boundaries and names shown and the designations used on this map do not imply official acceptance or endorsement by IOM.

\* The Response for "Own House" relates to the fact that land/house is bought in the name of Pakistani relatives.