

DISPLACEMENT TRACKING MATRIX

EMERGENCY TRACKING

MOSUL OPERATIONS DATA SNAPSHOT: 20 APRIL 2017

The Emergency Tracking (ET) system is a crisis-based tool that aims at tracking sudden displacement or return movements triggered by specific crises. The ET figures reported on this portal are not cumulative of the all persons affected by the Mosul crisis thus

far, rather the ET update provides only a snapshot of the current displacement situation for the indicated date. The data and information reported on this page are related solely to the displacement caused by the Mosul operations which started on 17 October 2016. IOM IRAQ



IOM IRAQ

TOTAL NUMBER OF IDPS CURRENTLY DISPLACED



55,002
IDP FAMILIES

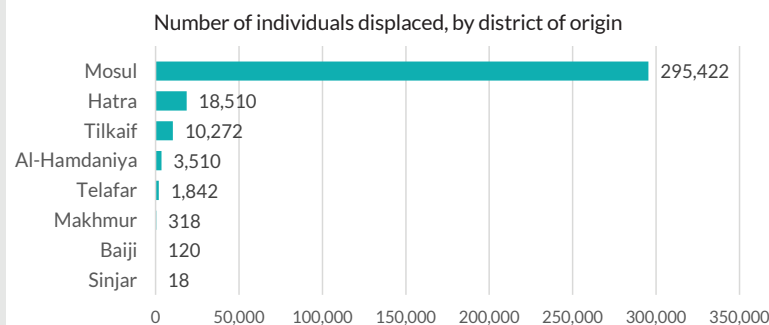


330,012*
IDP INDIVIDUALS

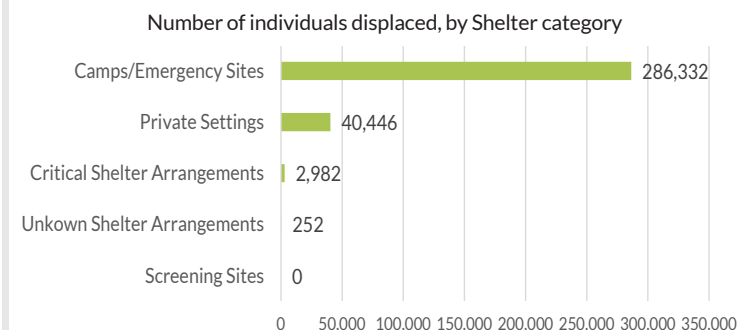
WHERE ARE PEOPLE DISPLACED TO?

Governorate and District of displacement	IDP individuals	%
Falluja	444	0%
Ramadi	120	0%
Total Anbar Governorate	564	0%
Al-Mahawil	36	0%
Al-Musayab	18	0%
Hashimiya	18	0%
Hilla	126	0%
Total Babylon Governorate	198	0%
Abu Ghraib	264	0%
Adhamia	5,268	2%
Al Resafa	1,872	1%
Khadimia	894	0%
Karkh	6,096	2%
Mada'in	48	0%
Mahmoudiya	30	0%
Thawra2	156	0%
Total Baghdad Governorate	14,628	4%
Al-Khalis	120	0%
Ba'quba	150	0%
Total Diyala Governorate	270	0%
Erbil	12	0%
Makhmur	462	0%
Total Erbil Governorate	474	0%
Akre	48	0%
Al Hamdaniya	86,532	26%
Al-Shikhan	15,606	5%
Hatra	1,440	0%
Mosul	204,528	62%
Telafar	282	0%
Tilkaif	12	0%
Total Ninewa Governorate	308,448	93%
Diwaniya	18	0%
Total Qadissiya Governorate	18	0%
Al Daur	174	0%
Al Shirqat	2,574	1%
Samarra	1,104	0%
Tikrit	1,386	0%
Total Salah al-Din Governorate	5,238	2%
Kalar	30	0%
Sulaymaniyah	42	0%
Total Sulaymaniyah	72	0%
Al-Azezia	24	0%
Al-Hai	12	0%
Al-Na'maniya	18	0%
Al-Suwaira	18	0%
Kut	30	0%
Total Wassit Governorate	102	0%
Total	330,012	100%

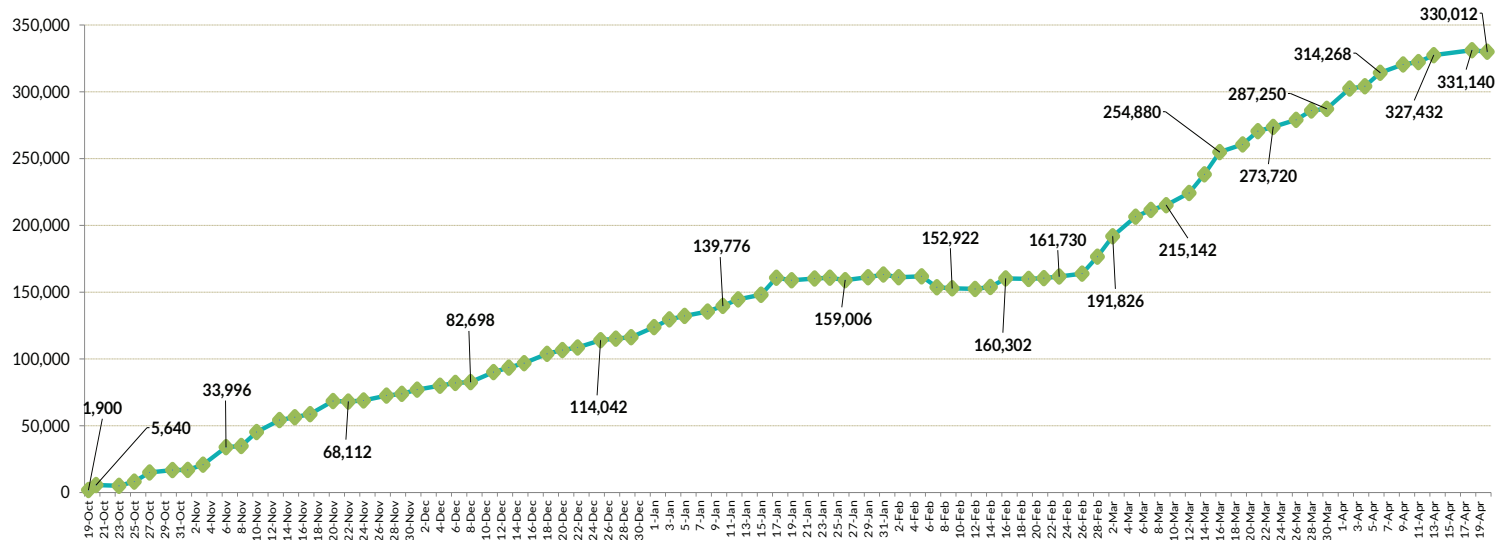
WHERE ARE PEOPLE COMING FROM?



WHERE ARE PEOPLE STAYING?



NUMBER OF DISPLACED INDIVIDUALS IDENTIFIED BY EMERGENCY TRACKING SINCE 17 OCTOBER



As of April 19:

- Haj Ali camp reported an overall increase of approximately 116 IDP families;
- Qayyarah Jad'ah 5 camp recorded an overall increase of 284 IDP families;
- Between 11 and 17 April, according to the camp management, approximately 139 families arrived to Hassansham M2 (former Khazer 2) camp, while 620 left. During the same period of time, Hassansham U3 camp received 74 IDP families, while 131 left, Khazer M1 camp received 309 IDP families, while 386 left. Chamakor camp received 7 IDP families.
- Returns have been recorded from Nargizliya 1 and 2, in Markaz Mosul.

*Emergency tracking numbers are not cumulative. They reflect a snapshot of displacement on the day of reporting. The number of individuals is calculated by multiplying the number of identified families by six, which is the average size of an Iraqi family.

The IOM Iraq Displacement Tracking Matrix (DTM) is the standard data source being used in Iraq to guide the humanitarian response. Emergency tracking for the Mosul operations began identifying people displaced resulting from military actions that began on 17 October.

Find more information at the Mosul Data Portal: <http://iraqdtm.iom.int/EmergencyTracking.aspx>