

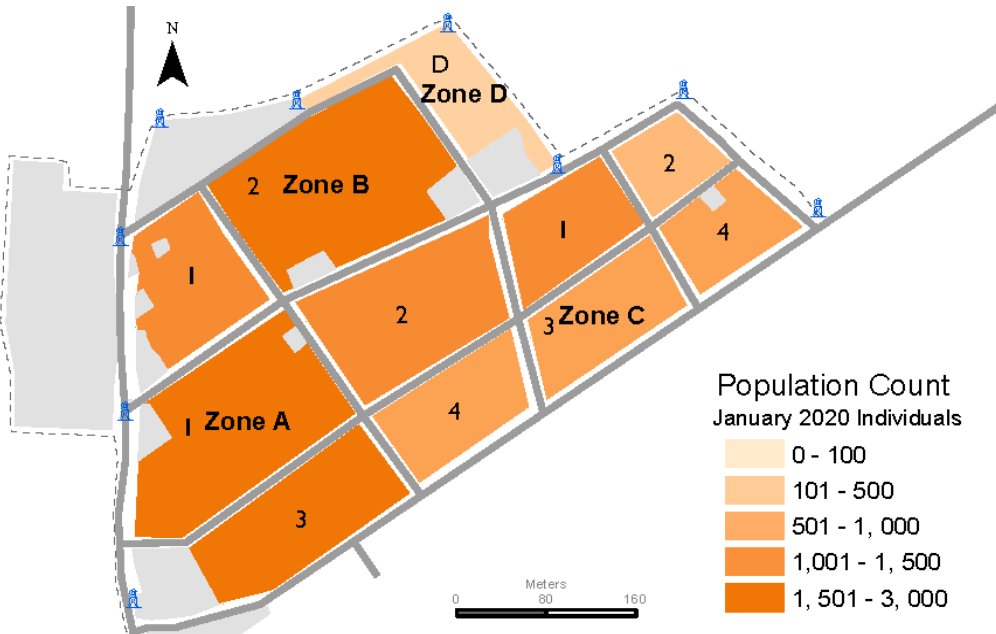
In January, the monthly population count was conducted at Cathedral, Nazareth, St. Joseph, Lokoloko and Masna **collective centres** where a total of **10,414** individuals were identified. This compares to an overall collective centre population of 11,828 in December 2019. Cathedral's population decreased by 23 per cent (1,047 individuals) between December 2019 and January 2020. The population of **Wau PoC AA** site increased from 12,664 individuals in December 2019 to **13,243** individuals in January 2020 representing 5 per cent increase.

Since biometric registrations or verifications are not feasible on a monthly basis, population counts remain the best possible tool to estimate the sites' populations. Population counts consist of DTM teams visiting each shelter of the site asking how many persons have slept there the previous night (sex and age disaggregated). This provides a snapshot of the population at the time of the count.

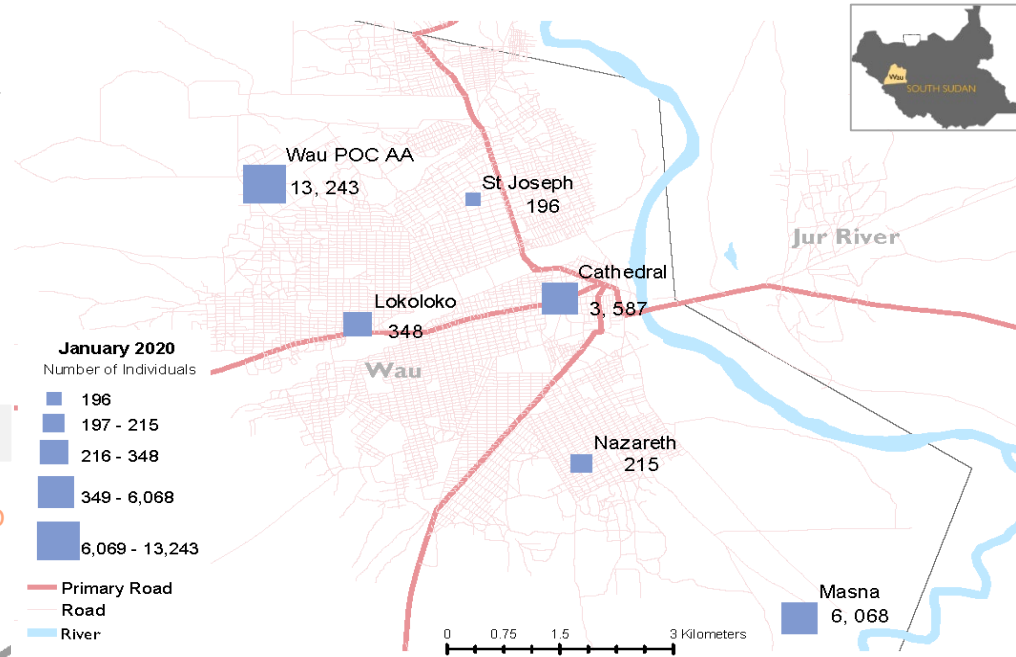
### Population by zone and block, Wau PoC AA (January 2020)

Wau PoC AA January 2020: **13,243** individuals

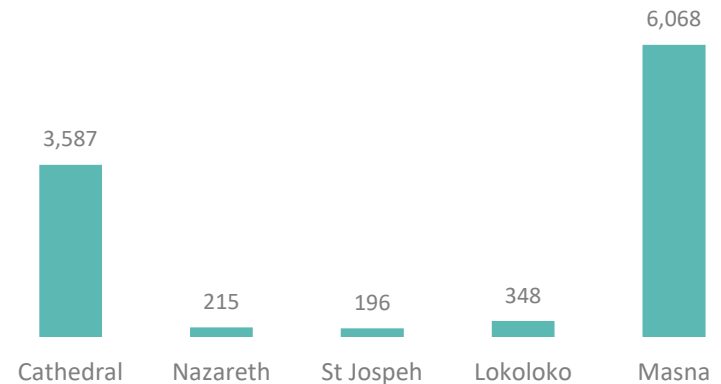
**48.3%** Zone A    **28.2%** Zone B    **23.5%** Zone C    **0%** Zone D



### Wau PoC AA and collective centres by population size (January 2020)



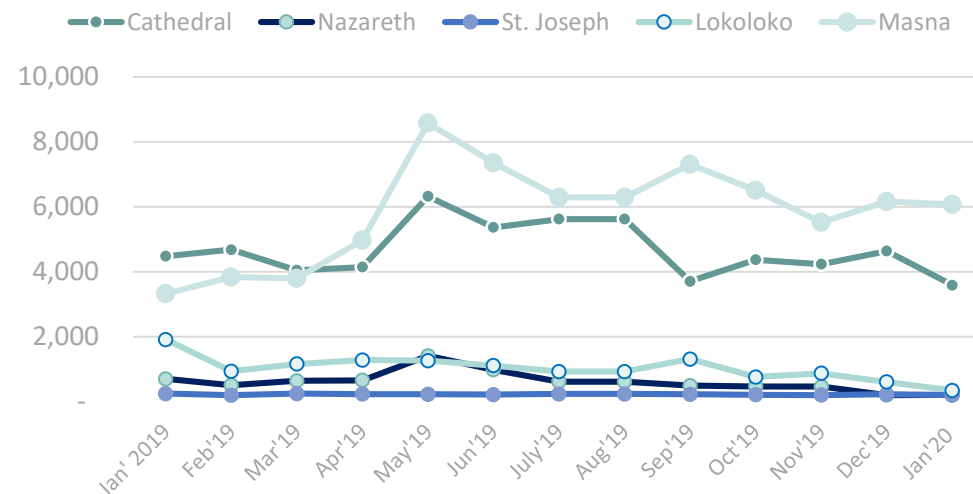
### Population in collective centres (January 2020)



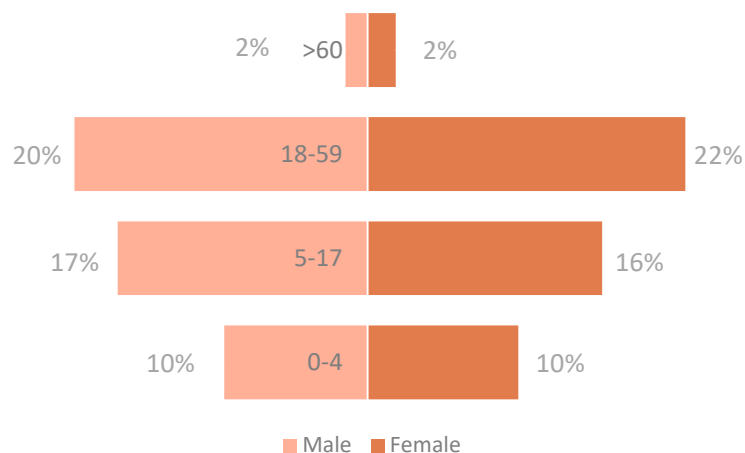
### Population change in collective centres since previous month (January 2020)

Collective Centres	Jan 2020 <i>Number of individuals</i>	Dec 2019 <i>Number of individuals</i>	Difference <i>Number of individuals</i>	Population change
Cathedral	3,587	4,634	-1,047	↓ Decrease
Nazareth	215	203	12	↑ Increase
St Jospeh	196	226	-30	↓ Decrease
Lokoloko	348	607	-259	↓ Decrease
Masna	6,068	6,158	-90	↓ Decrease

### Monthly trend in Wau collective centres, January 2019 – January 2020



### Wau PoC AA by age and sex (January 2020): 13,243 individuals (51% female)



### Wau collective centres by age and sex (January 2020): 10,414 individuals (51% female)

