

Mobility Tracking Round 7: Initial data release

This summary presents initial findings from the seventh round of Mobility Tracking conducted across South Sudan through key-informant based assessment at payam and location level between October and November 2019. Mobility Tracking quantifies the presence of internally displaced persons (IDPs) and returnees across South Sudan in displacement sites and host communities. Mobility Tracking Round 7 has resulted in a total of 1,665,815 IDPs and 1,365,057 returnees mapped in 2,558 locations across South Sudan between October and November 2019.

Period: **October-November 2019**
Coverage: **2,558 locations, 483 payams (sub-areas) in all 78 counties***



Dataset:

[IDPs and Returnees by State, County, Location \(xls.\)](#)



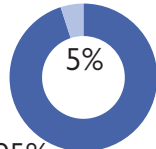
Maps:

- [1. IDPs by county \(A4\)](#)
- [2. Returnees by county \(A4\)](#)
- [3. Coverage by location \(A0\)](#)



IDPs since 2014

arrived from abroad vs.
from within South Sudan
(n=1,665,815)



Number of IDPs

Displaced since 2014

1,665,815 IDPs



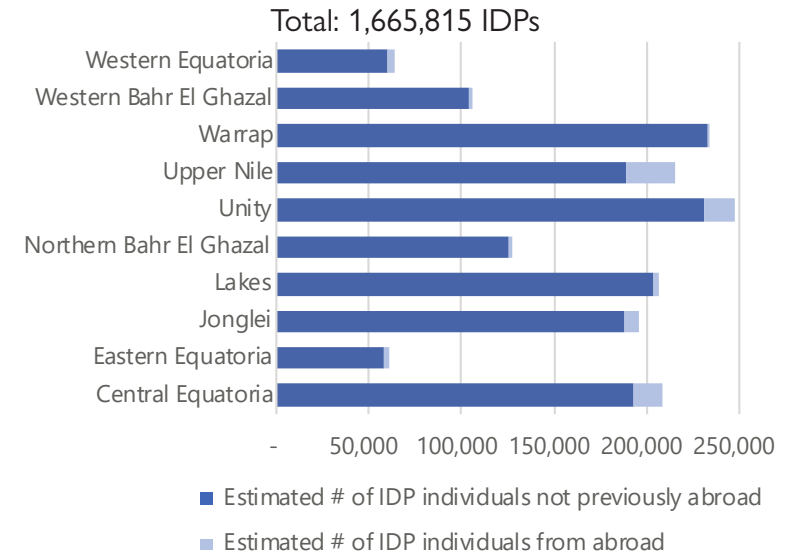
Subset of IDPs who were previously displaced within South Sudan only:

1,585,060 IDPs



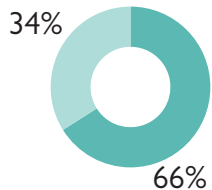
Subset of IDPs who were previously displaced abroad:

80,755 IDPs





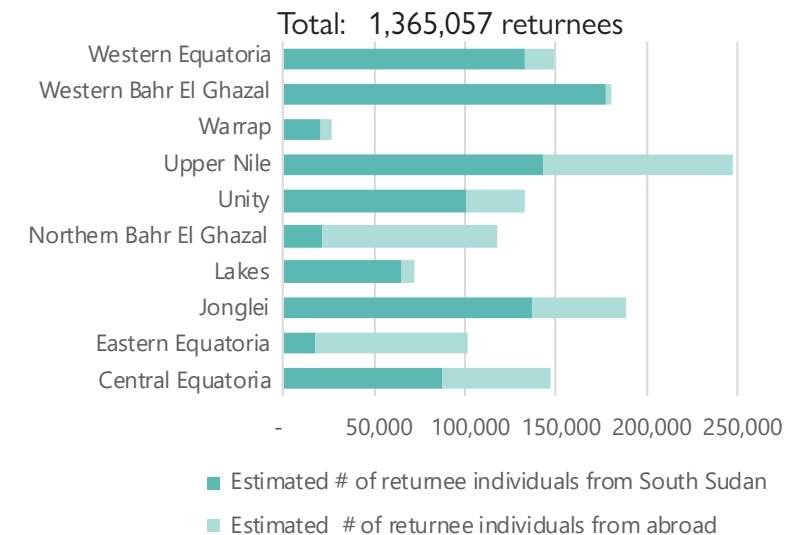
Returnees since 2016

from abroad vs.
from within South Sudan
(n= 1,365,057)



Number of returnees

Number of returnees	Since Jan 2019 (subset of total)	Since 2016 (overall total: includes figures since 2019)
Total by period	417,189	1,365,057
 Subset of returnee who arrived from within South Sudan	276,463 (66.3%)	901,329 (66.0%)
 Subset of returnee who arrived from abroad	140,726 (33.7%)	463,728 (34.0%)



*please note that the dataset includes round 6 data for Pibor and Duk which remained inaccessible in round 7 due to flooding.

Mobility Tracking Round 7: Initial data release

Three categories of data to consider when interpreting results



In order to provide a comprehensive picture of displacement and return across South Sudan, DTM revisits each previously (e.g. round 6) assessed location and further expands the tool's scope where possible. When locations prove to be inaccessible in a given round of assessment due to, for example, insecurity or flooding, DTM uses the most recent data available. For round 7, this means that for certain locations population figures are taken from the two previous rounds. Data disaggregated by 2,558 location can be categorized as **re-assessed** (2,054 locations, 80%), **new locations** (252 locations, 10%) and **locations for which data was used from previous rounds** (252, 10%). Please refer to the below table for an overview of IDP and returnee figures reflected in each category.

	Locations		IDPs		Returnees	
	#	%	#	%	#	%
Re-assessed	2,054	80.3%	1,339,845	80.4%	1,148,514	84.1%
New locations as of round 7	252	9.9%	187,518	11.3%	69,012	5.1%
Data re-used from previous rounds	252	9.9%	138,452	8.3%	147,531	10.8%
Total	2,558	100.0%	1,665,815	100.0%	1,365,057	100.0%

Interpreting IDP findings

The increase from 1,467,542 to 1,665,815 IDPs does not necessarily represent an absolute increase in the number of IDPs in the country. The reported net increase can be attributed to an increased coverage (operational expansion and newly gained access) and new displacements accounting, in combination, for 11.3 per cent or 187,518 IDPs out of the total (1.67 mil.) mapped between October and November 2019 across 252 new locations. Another 8.3 per cent or 138,452 IDPs included in round 7 were mapped in previous rounds of data collection hosted across 252 locations which were not assessed in this round due to logistical constraints predominantly stemming from unusual seasonal flooding (Duk, Pibor, Maiwut, Melut, Ulang) and insecurity (Maiwut and Morobo). The remaining 1,339,845 IDPs were mapped at 2,054 re-assessed locations across the country (80.4% of the total).

In order to understand trends over time whilst respecting methodological constraints, one can compare IDP populations in the sub-set of 2,054 locations assessed both in June (Round 6) and October / November 2019 (Round 7, 80% of all locations covered). Across these locations, DTM saw a slight increase in the number of IDPs (1% increase) indicating that displacement present in June 2019 did not subside by the end of the year.

Interpreting Returnee findings

The number of returnees who were found to have arrived at current locations within 2019 (since January 2019) at the time of assessment (October – November 2019) stands at **417,189** individuals which is 24 per cent higher than what was found in June 2019 (336,658 returnees).

The 2019 increase and the overall increase from 1,271,487 (June 2019 Round 6) to 1,365,057 returnees in round 7 (October-November 2019) can equally be attributed to an increased coverage as well new return movements. In this round of data collection, the team mapped an additional 69,012 (5.1% of the total) returnees at newly assessed locations (252) whilst for another 252 locations not assessed due to security and logistical constraints data from previous rounds was used accounting for a total of 147,531 returnees. The remaining 1,148,514 returnees were mapped in the most recent round at locations which were re-assessed based on data collected in previous rounds.

Returnee numbers saw a two per cent increase across re-assessed locations. Proportionally, the increase was especially marked for the subset of returnees from abroad which saw a 14 per cent increase across re-assessed locations.



Mobility Tracking Round 7: Initial data release

Methodology

The primary objective of the Mobility Tracking is to support the partners in South Sudan to establish a unified and comprehensive system to collect and disseminate data on the numbers, demographics and needs of IDPs & Returnees on a nationwide scale in order to continuously provide accurate IDP and returnee information to drive targeted response. Information for round 7 is gleaned from the baseline area assessment tool only.

Baseline area assessments provide information on the presence of targeted populations in defined administrative sub-area (following the 10-state payam system), and capture information at the group level on population categories (IDPs, returnees, relocated) and attributes such as time of arrival of the target population in the assessed location, return from abroad or South Sudan, displacement previous abroad or not, reasons for displacement and former home areas for IDPs (both captured on majority basis for a given payam), presence of and dates of displacement / return, and shelter conditions.

The baseline area assessment form also comprises a list of locations (defined as villages / neighbourhoods / displacement sites) hosting displaced and / or returned populations.

Definitions

IDPs: previously abroad / previously not abroad

Persons or groups of persons who have been forced or obliged to flee or to leave their homes or places of habitual residence, in particular as a result of or in order to avoid the effects of armed conflict, situations of generalized violence, violations of human rights or natural or human-made disasters, and who have not crossed an internationally recognized state border.

Time of arrival in assessed area considered: 2014 to November 2019

Returnees: internal / from abroad

Someone who was displaced from their habitual residence either within South Sudan or abroad, who has since returned to their habitual residence. Please note: the returnee category, for the purpose of DTM data collection, is restricted to individuals who returned to the exact location of their habitual residence, or an adjacent area based on a free decision. South Sudanese displaced persons having crossed the border into South Sudan from neighbouring countries without having reached their home are still displaced and as such not counted in the returnee category.

Time of arrival in assessed area considered: 2016 to November 2019

Relocated Individuals

Someone who was displaced from their habitual residence either within South Sudan or abroad, who has since relocated voluntarily (independently or with the help of other actors) to another location than their former habitual residence, without an intention to return to their former habitual residence.

Note on returnee definition

The IOM DTM returnee figure from abroad cannot be compared directly with the spontaneous refugee returnees reported by UNHCR. The latter can have returned home (this would be captured as part of the returnees from abroad category in IOM DTM), but they may also find themselves in a situation of continued displacement or have chosen a new habitual residence (in both cases, they would be considered but not directly visible as part of the IDP and relocated figures reported by IOM). UNHCR and IOM technical teams are exploring how to improve data sharing to enable comparison and integration of numbers published by each agency.

DTM IS SUPPORTED BY



For more information please contact
SouthSudanDTM@iom.int
or visit
displacement.iom.int/south-sudan