

In December 2019, the monthly population count was conducted at Cathedral, Nazareth, St. Joseph, Lokoloko and Masna collective centres where a total of 11,828 individuals were identified. This compares to an overall collective centre population of 11,291 in November 2019. Net increases were observed at Cathedral, St Joseph and Masna. The population of Wau PoC AA site decreased from 14,195 individuals in November to 12,664 individuals in December 2019 representing an 11 per cent decrease.

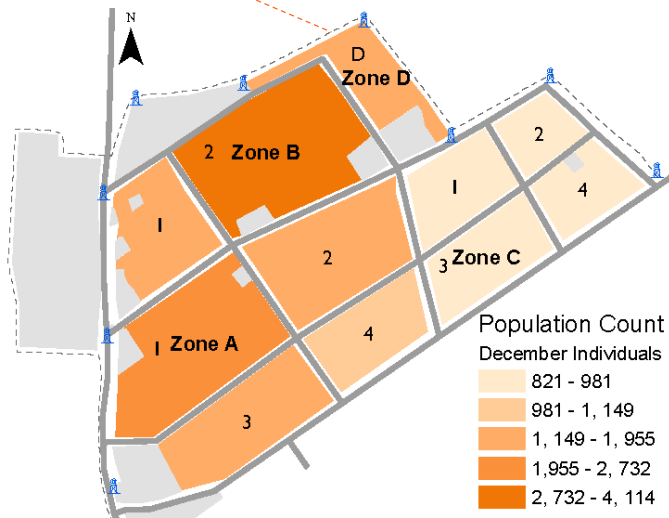
Since biometric registrations or verifications are not feasible on a monthly basis, population counts remain the best possible tool to estimate the sites' populations. Population counts consist of DTM teams visiting each shelter of the site asking how many persons have slept there the previous night (sex and age disaggregated). This provides a snapshot of the population at the time of the count.

Population by zone and block, Wau PoC AA (December 2019)

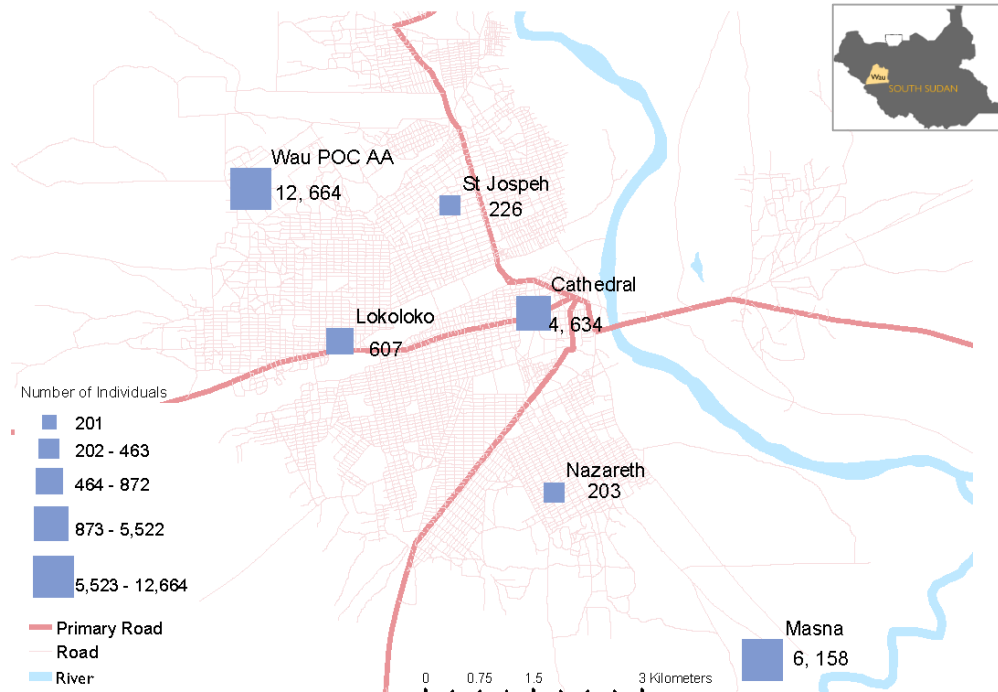
Wau PoC AA December 2019: **12,664** individuals

46% Zone A **31%** Zone B **23%** Zone C **0%** Zone D

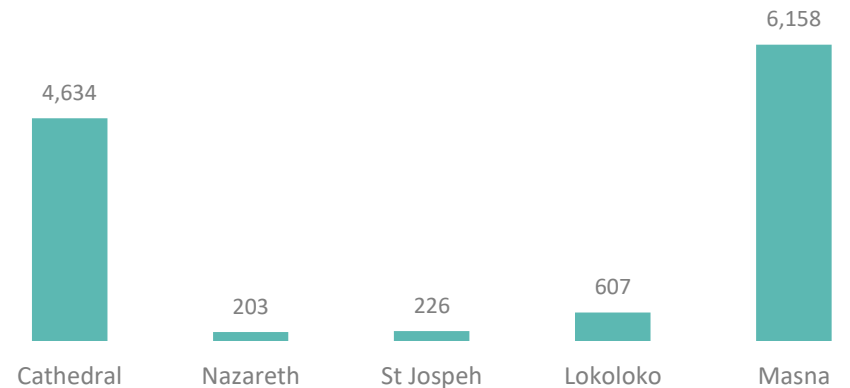
During its response to the influx of IDPs from Jur River following intercommunal violence and attacks from cattle raiders and armed groups, CCCM activated the contingency plan for Wau PoCAA in April 2019, undertaking site development alongside humanitarian partners for the Contingency Area "Zone D." CCCM completed the process of dismantling emergency shelters and relocating affected populations into empty shelters in the PoC site in December 2019.



Wau PoC AA and collective Centres by population size (December 2019)



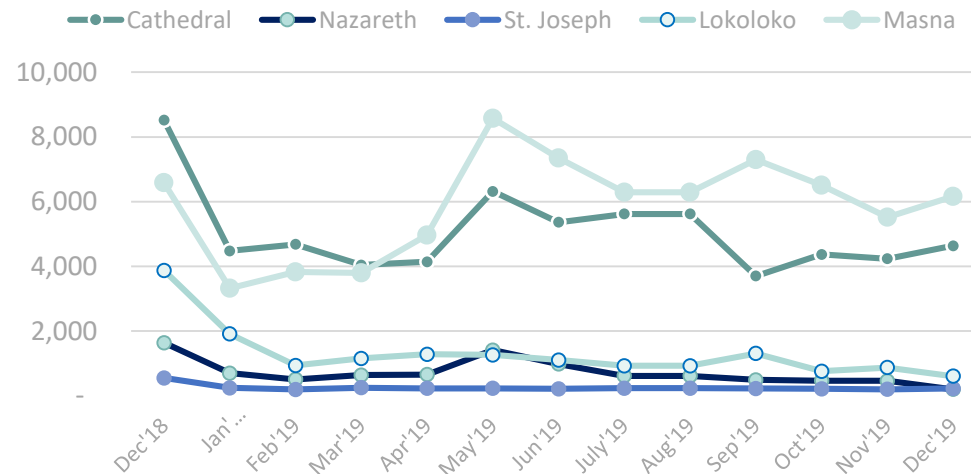
Population in Collective Centres (December 2019)



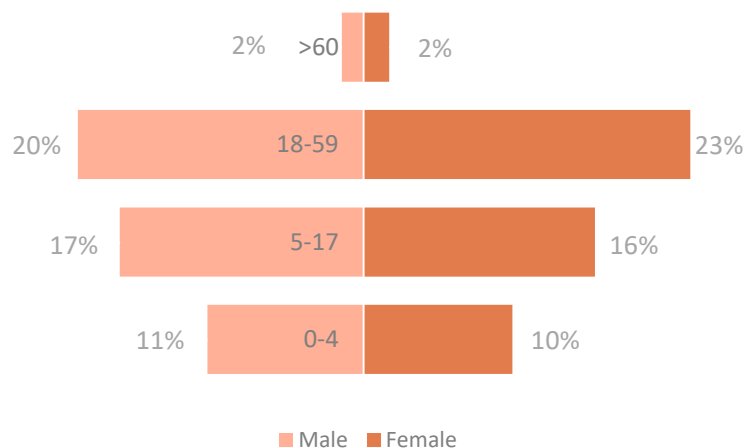
Population change in Collective Centres since previous month (December 2019)

Collective Centres	Nov 2019 <i>Number of individuals</i>	Dec 2019 <i>Number of individuals</i>	Difference <i>Number of individuals</i>	Population change
Cathedral	4,233	4,634	401	↑ Increase
Nazareth	463	203	-260	↓ Decrease
St Jospheh	201	226	25	↑ Increase
Lokoloko	872	607	-265	↓ Decrease
Masna	5,522	6,158	636	↑ Increase

Monthly trend in Wau collective centres, December 2018 – December 2019



Wau PoC AA by age and sex, (December 2019): 12,664 individuals (51% female)



Wau Collective Centres by age and sex, December 2019: 11,828 individuals (51% female)

