

TASK FORCE ON POPULATION MOVEMENT | TFPM

13th Report Abyan Governorate

February - 2017



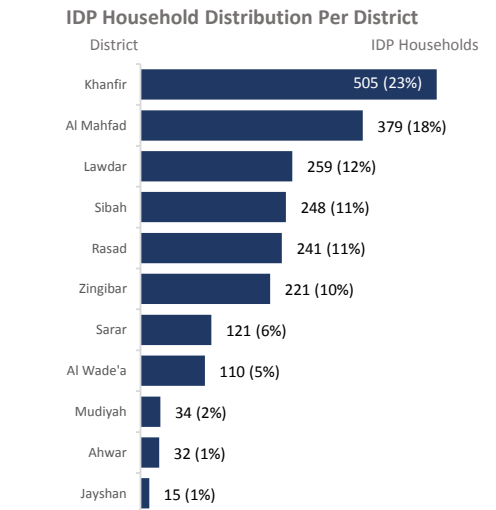
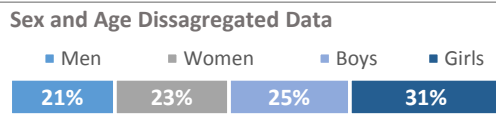
Total Governorate Population
0.56 M Population of Abyan ¹
113 Total Number of Unique Locations

IDPs from Conflict
2,165 IDP Households
12,990 IDP Individuals

IDPs from Natural Disasters

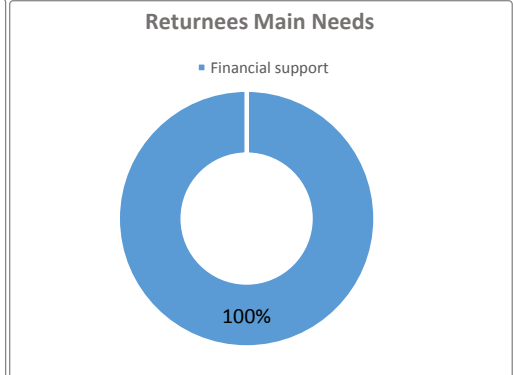
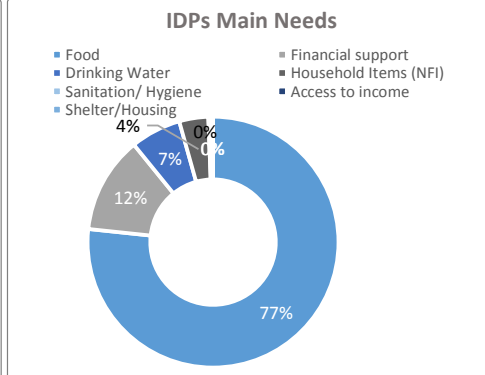
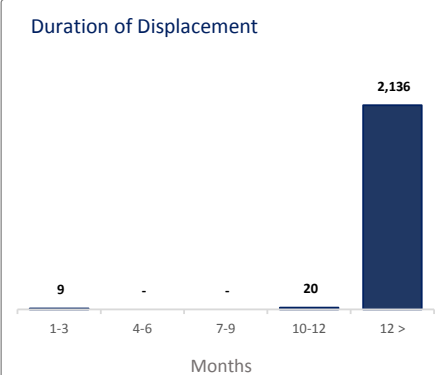
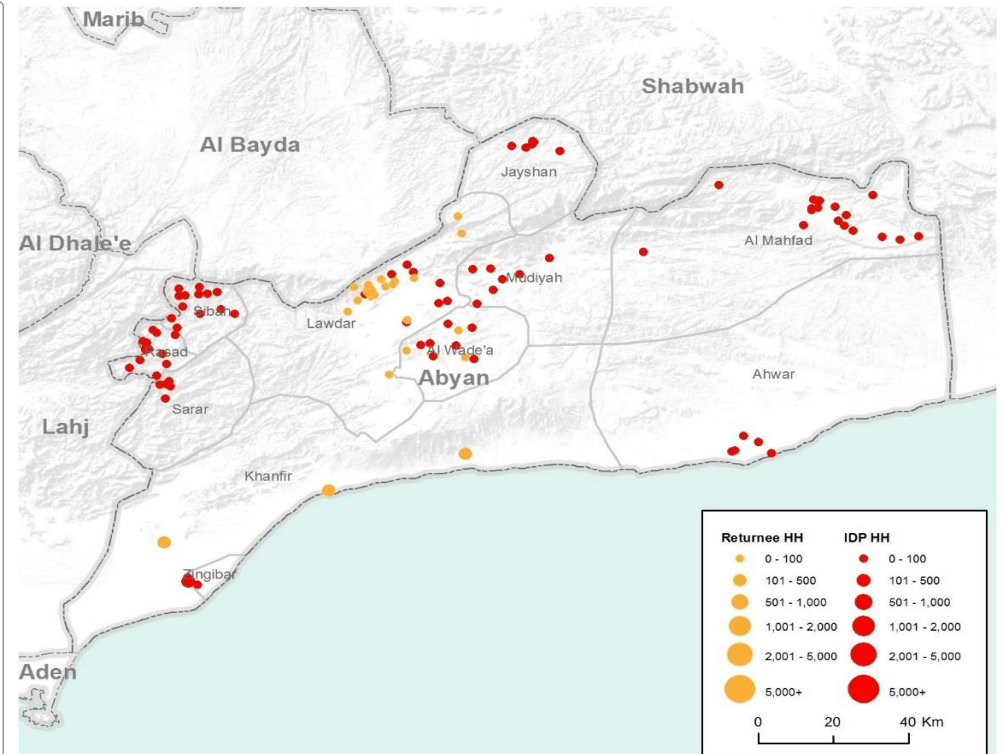
- IDP Households
- IDP Individuals

Returnees
1,754 Returnee Households
10,524 Returnee Persons



Household Shelter Arrangements by Location ²

Shelter Arrangement	IDPs	Returnees
School Buildings	2	-
Health Facilities	-	-
Religious Buildings	-	-
Other Private Building	5	-
Other Public Building	15	-
Settlements (Grouped of Families) Urban and Rural	15	-
Isolated/ dispersed settlements (detached from a location)	26	-
Rented Accomodation	766	-
Host Families Who are Relatives (no rent fee)	1,274	70
Host Families Who are not Relatives (no rent fee)	62	-
Second Home	-	-
Unknown	-	-
Original House of Habitual Residence	-	1,684



¹ Population Data Source: 'Yemeni Central Statistics Office's Population Projections for 2016', ² A location is a populated place to the smallest geographical division; urban, a neighborhood and rural, a village

Data as of: 2 March 2017

TASK FORCE ON POPULATION MOVEMENT | TFPM

13th Report Aden Governorate

February - 2017



Total Governorate Population
0.89 M Population of Aden ¹
62 Total Number of Unique Locations

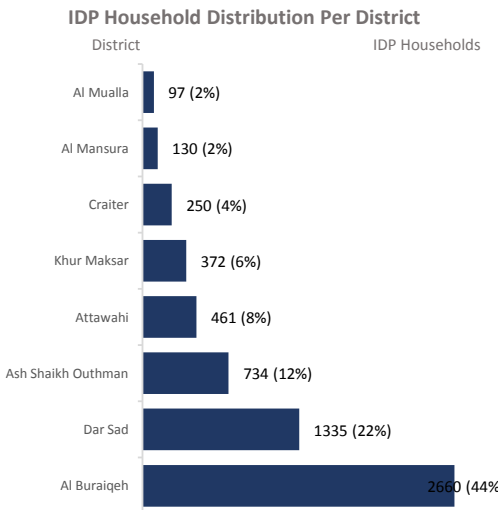
IDPs from Conflict
6039 IDP Households
36234 IDP Individuals

IDPs from Natural Disasters
0 IDP Households
0 IDP Individuals

Returnees
66,267 Returnee Households
397,602 Returnee Persons

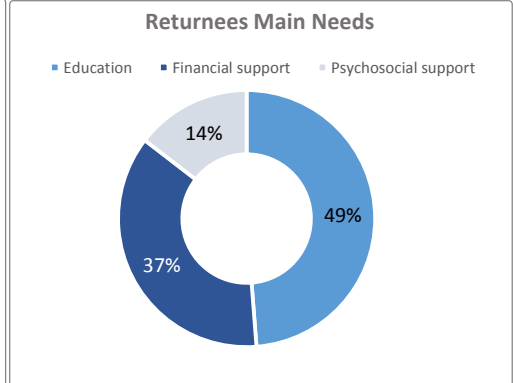
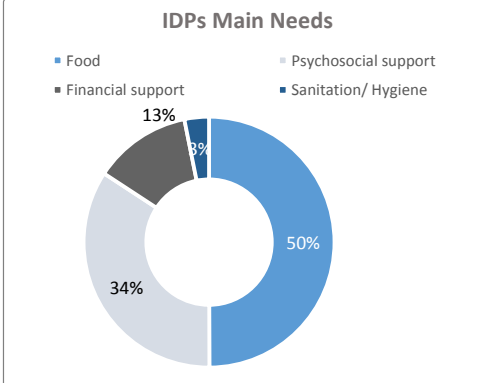
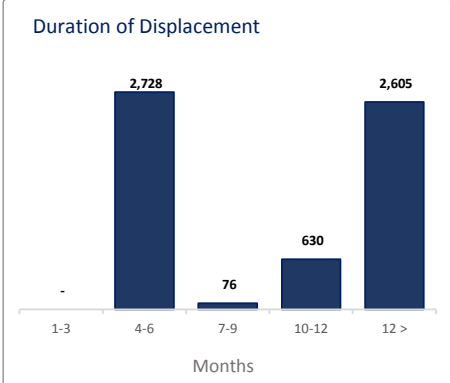
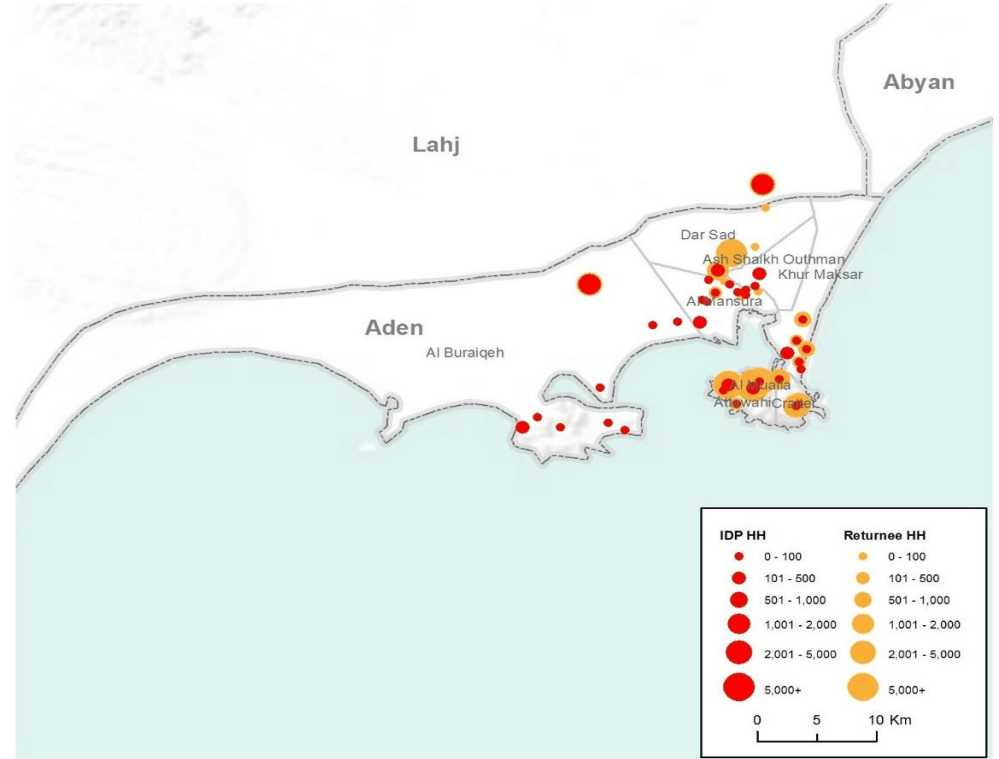
Sex and Age Dissagregated Data

Men	Women	Boys	Girls
23%	23%	32%	22%



Household Shelter Arrangements by Location ²

	IDPs	Returnees
School Buildings	43	-
Health Facilities	-	-
Religious Buildings	-	10
Other Private Building	640	-
Other Public Building	9	-
Settlements (Grouped of Families) Urban and Rural	-	-
Isolated/ dispersed settlements (detached from a location)	-	-
Rented Accomodation	2,152	5,649
Host Families Who are Relatives (no rent fee)	2,681	2,800
Host Families Who are not Relatives (no rent fee)	514	-
Second Home	-	-
Unknown	-	-
Original House of Habitual Residence	-	57,808



¹ Population Data Source: 'Yemeni Central Statistics Office's Population Projections for 2016', ² A location is a populated place to the smallest geographical division; urban, a neighborhood and rural, a village

Data as of: 2 March 2017

TASK FORCE ON POPULATION MOVEMENT | TFPM

13th Report Al Bayda Governorate

February - 2017



Total Governorate Population

0.74 M Population of Al Bayda¹
234 Total Number of Unique Locations

IDPs from Conflict

5,510 IDP Households
33,060 IDP Individuals

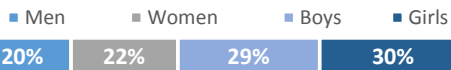
IDPs from Natural Disasters

- IDP Households
- IDP Individuals

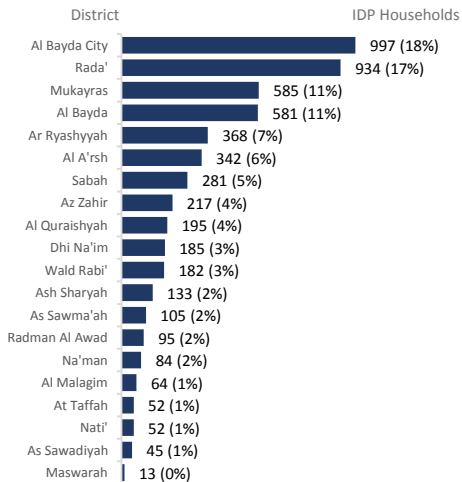
Returnees

1,276 Returnee Households
7,656 Returnee Persons

Sex and Age Dissagregated Data

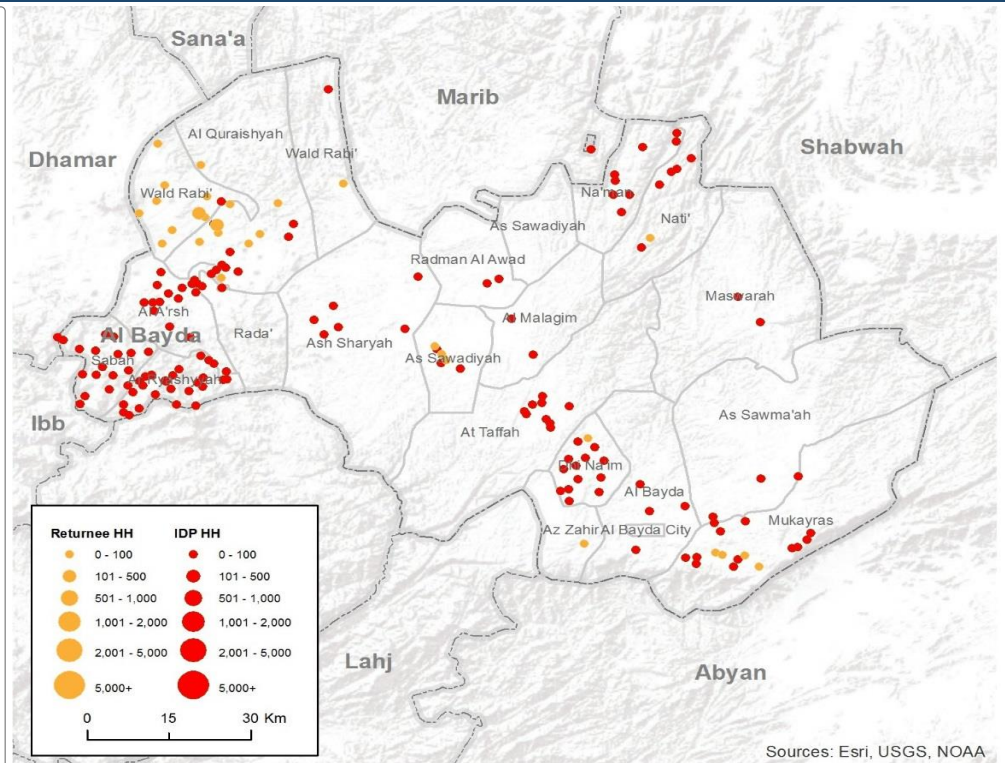


IDP Household Distribution Per District

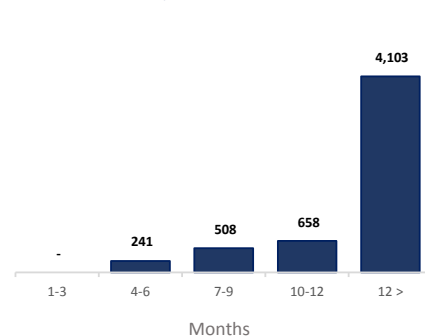


Household Shelter Arrangements by Location²

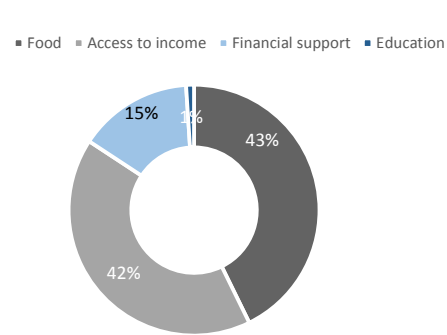
	IDPs	Returnees
School Buildings	62	7
Health Facilities	40	-
Religious Buildings	16	-
Other Private Building	224	-
Other Public Building	10	-
Settlements (Grouped of Families) Urban and Rural	50	-
Isolated/ dispersed settlements (detached from a location)	40	87
Rented Accomodation	2,412	5
Host Families Who are Relatives (no rent fee)	1,549	69
Host Families Who are not Relatives (no rent fee)	233	-
Second Home	788	71
Unknown	86	4
Original House of Habitual Residence	-	1,033



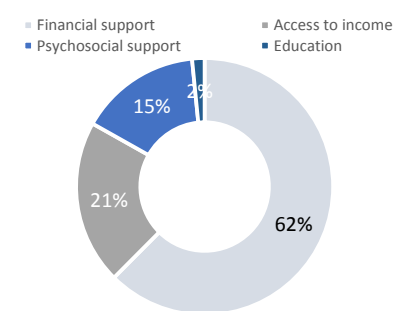
Duration of Displacement



IDPs Main Needs



Returnees Main Needs



¹ Population Data Source: 'Yemeni Central Statistics Office's Population Projections for 2016', ² A location is a populated place to the smallest geographical division; urban, a neighborhood and rural, a village

Data as of: 2 March 2017

TASK FORCE ON POPULATION MOVEMENT | TFPM

13th Report AIDhale Governorate

February - 2017



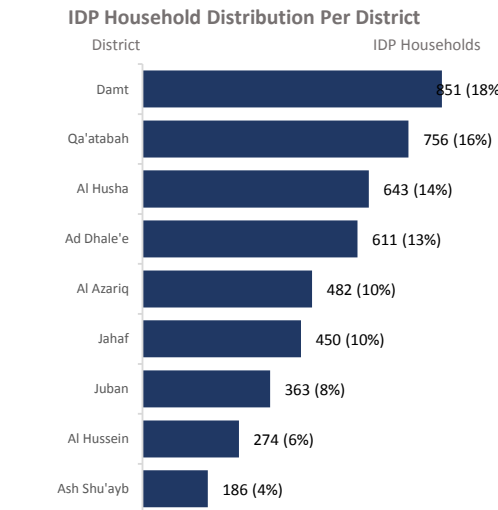
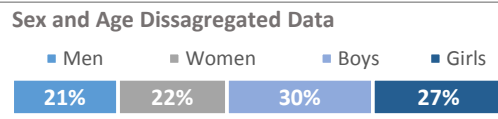
Total Governorate Population
0.7 M Population of AIDhale¹
261 Total Number of Unique Locations

IDPs from Conflict
4,616 IDP Households
27,696 IDP Individuals

IDPs from Natural Disasters

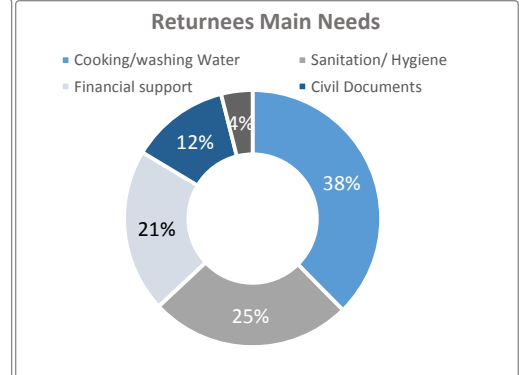
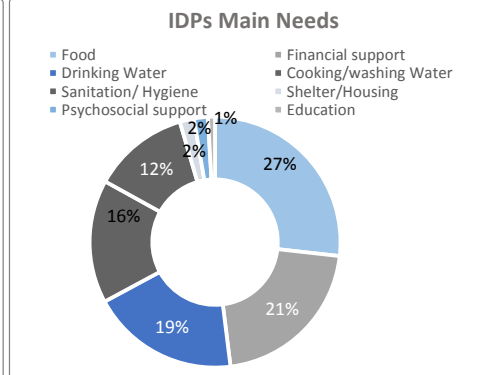
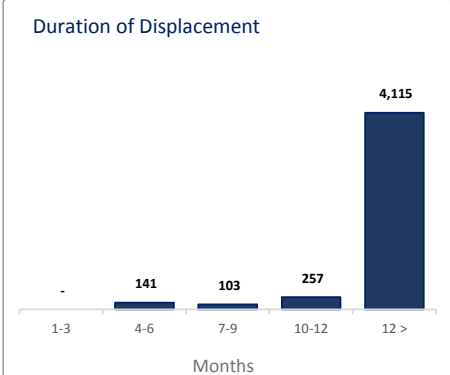
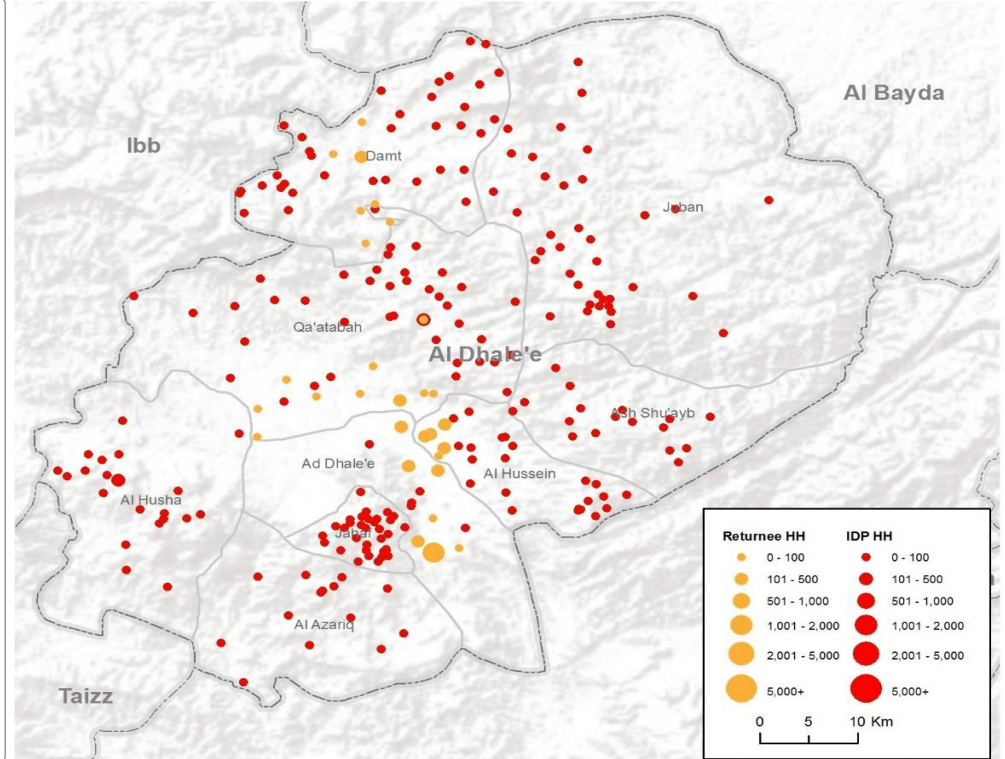
- IDP Households
- IDP Individuals

Returnees
4,938 Returnee Households
29,628 Returnee Persons



Household Shelter Arrangements by Location²

	IDPs	Returnees
School Buildings	30	-
Health Facilities	3	-
Religious Buildings	-	-
Other Private Building	161	-
Other Public Building	17	-
Settlements (Grouped of Families) Urban and Rural	19	-
Isolated/ dispersed settlements (detached from a location)	59	-
Rented Accomodation	594	34
Host Families Who are Relatives (no rent fee)	2,026	131
Host Families Who are not Relatives (no rent fee)	623	2
Second Home	1,084	2,502
Unknown	-	-
Original House of Habitual Residence	-	2,269



¹ Population Data Source: 'Yemeni Central Statistics Office's Population Projections for 2016', ² A location is a populated place to the smallest geographical division; urban, a neighborhood and rural, a village

Data as of: 2 March 2017

TASK FORCE ON POPULATION MOVEMENT | TFPM

13th Report Al Hudaydah Governorate

February - 2017



Total Governorate Population

3.10 M Population of Al Hudaydah ¹
3,395 Total Number of Unique Locations

IDPs from Conflict

17,277 IDP Households
103,662 IDP Individuals

IDPs from Natural Disasters

221 IDP Households
1,326 IDP Individuals

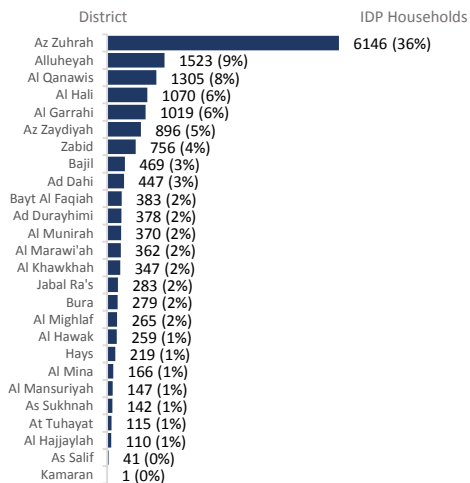
Returnees

3,624 Returnee Households
21,744 Returnee Persons

Sex and Age Dissagregated Data

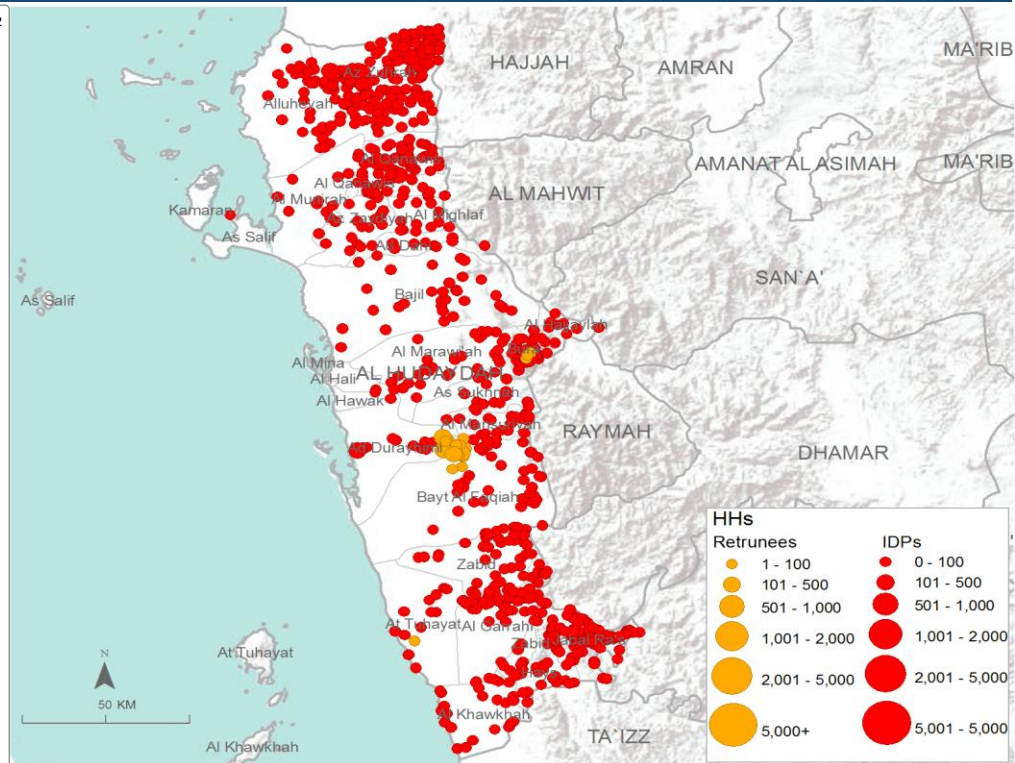


IDP Household Distribution Per District

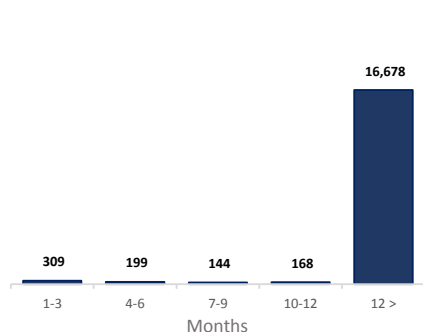


Household Shelter Arrangements by Location ²

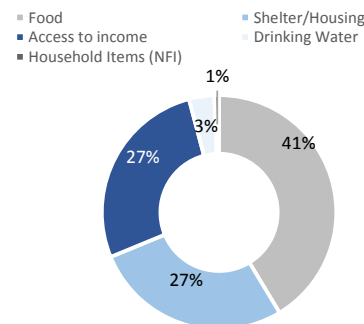
	IDPs	Returnees
School Buildings	39	0
Health Facilities	8	0
Religious Buildings	0	0
Other Private Building	28	0
Other Public Building	55	0
Settlements (Grouped of Families) Urban and Rural	3898	0
Isolated/ dispersed settlements (detached from a location)	3797	280
Rented Accomodation	2426	2
Host Families Who are Relatives (no rent fee)	3762	422
Host Families Who are not Relatives (no rent fee)	2892	1885
Second Home	584	0
Unknown	9	0
Original House of Habitual Residence		1035



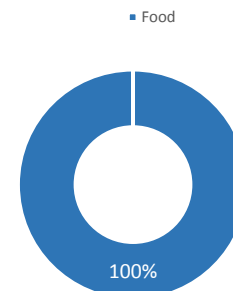
Duration of Displacement



IDPs Main Needs



Returnees Main Needs



¹ Population Data Source: 'Yemeni Central Statistics Office's Population Projections for 2016', ² A location is a populated place to the smallest geographical division; urban, a neighborhood and rural, a village

Data as of: 01 March 2017

TASK FORCE ON POPULATION MOVEMENT | TFPM

13th Report Al Jawf Governorate

February - 2017



Total Governorate Population

0.58 M Population of Al Jawf ¹

147 Total Number of Unique Locations

IDPs from Conflict

6,265 IDP Households

37,590 IDP Individuals

IDPs from Natural Disasters

200 IDP Households

1,200 IDP Individuals

Returnees

1,517 Returnee Households

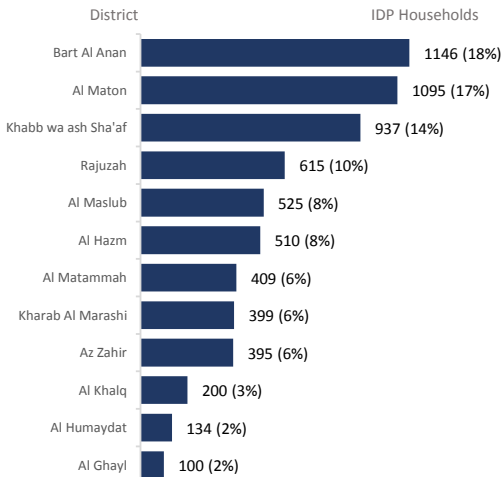
9,102 Returnee Persons

Sex and Age Dissagregated Data

Men Women Boys Girls

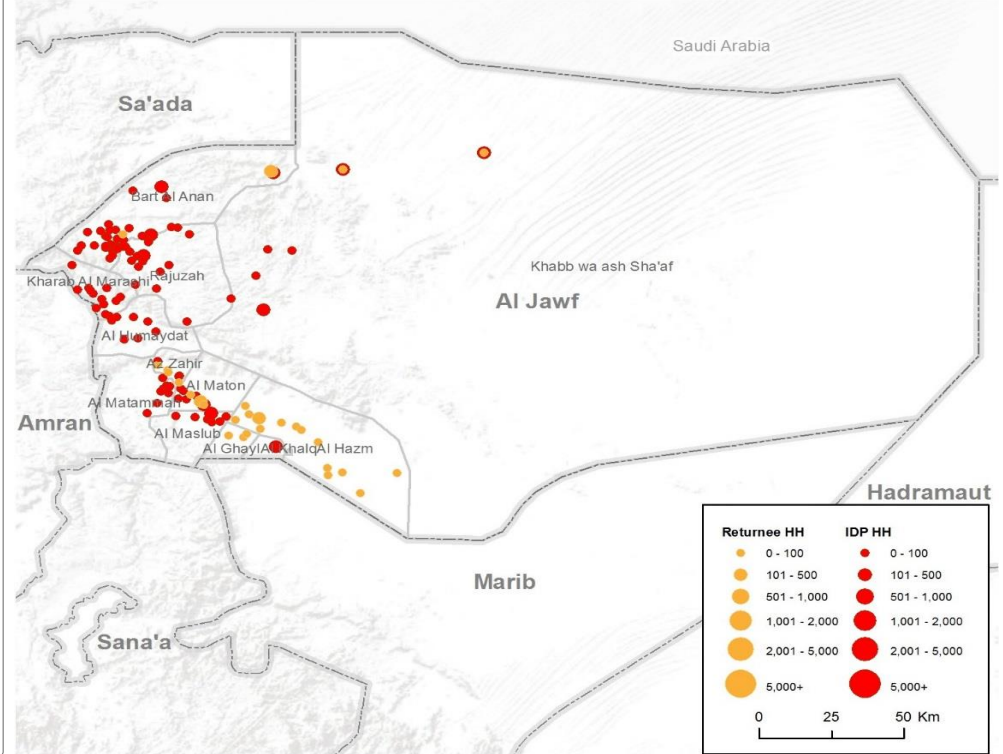


IDP Household Distribution Per District

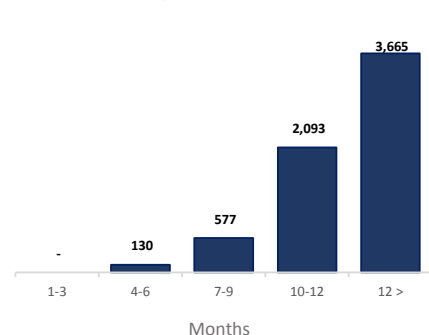


Household Shelter Arrangements by Location ²

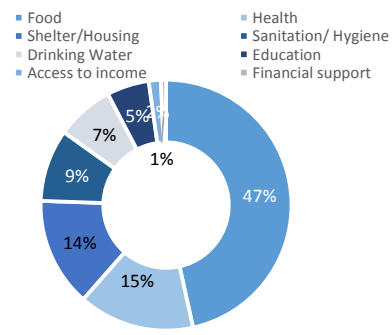
	IDPs	Returnees
School Buildings	46	-
Health Facilities	20	-
Religious Buildings	275	-
Other Private Building	197	-
Other Public Building	148	-
Settlements (Grouped of Families) Urban and Rural	1,157	-
Isolated/ dispersed settlements (detached from a location)	844	72
Rented Accomodation	378	30
Host Families Who are Relatives (no rent fee)	1,760	21
Host Families Who are not Relatives (no rent fee)	1,402	10
Second Home	238	36
Unknown	-	-
Original House of Habitual Residence	-	1,348



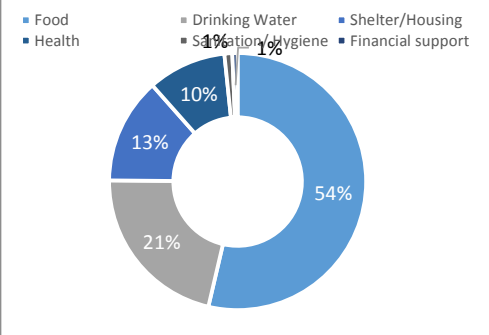
Duration of Displacement



IDPs Main Needs



Returnees Main Needs



¹ Population Data Source: 'Yemeni Central Statistics Office's Population Projections for 2016', ² A location is a populated place to the smallest geographical division; urban, a neighborhood and rural, a village

Data as of: 2 March 2017

TASK FORCE ON POPULATION MOVEMENT | TFPM

13th Report Al Maharah Governorate

February - 2017



Total Governorate Population

0.14 M Population of Al Maharah
19 Total Number of Unique Locations

IDPs from Conflict

538 IDP Households
3,228 IDP Individuals

IDPs from Natural Disasters

6 IDP Households
36 IDP Individuals

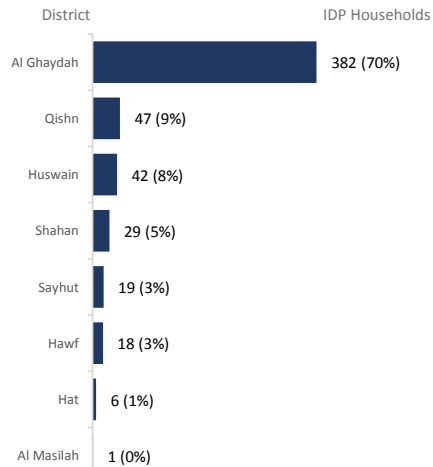
Returnees

1,733 Returnee Households
10,398 Returnee Persons

Sex and Age Dissagregated Data



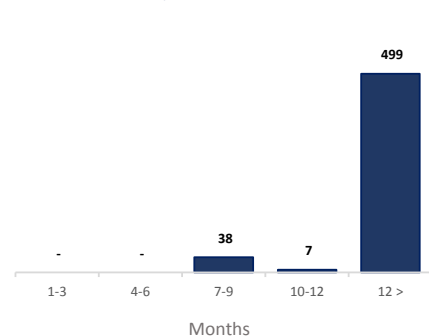
IDP Household Distribution Per District




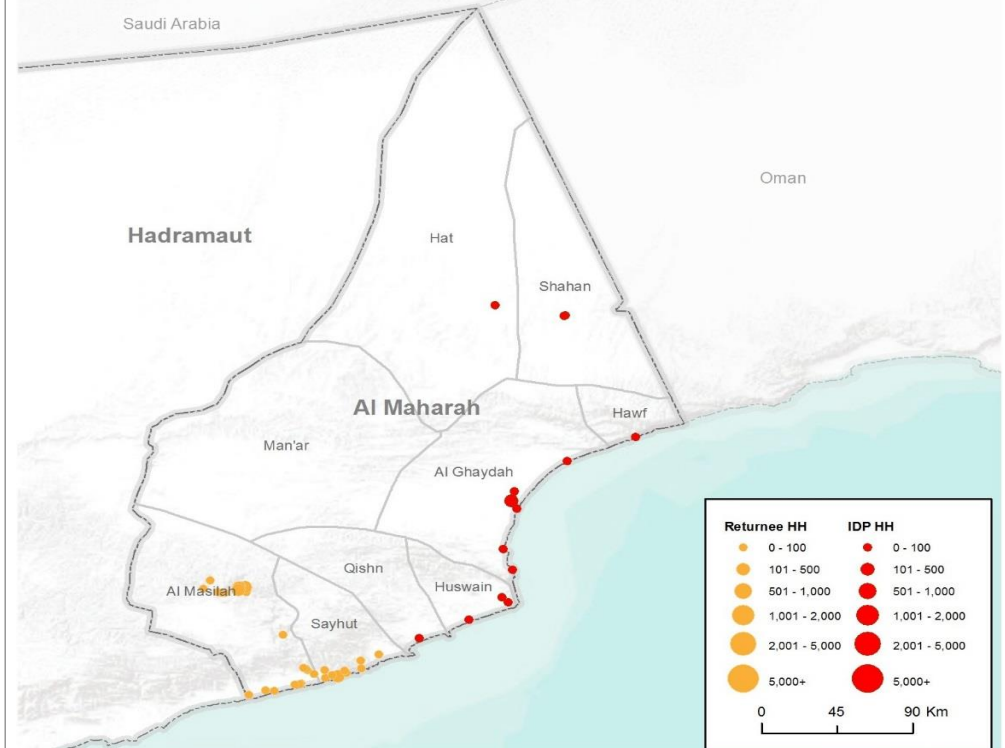
Household Shelter Arrangements by Location ²

	IDPs	Returnees
School Buildings	16	-
Health Facilities	-	-
Religious Buildings	-	-
Other Private Building	3	-
Other Public Building	-	-
Settlements (Grouped of Families) Urban and Rural	6	-
Isolated/ dispersed settlements (detached from a location)	5	-
Rented Accomodation	468	-
Host Families Who are Relatives (no rent fee)	46	-
Host Families Who are not Relatives (no rent fee)	-	-
Second Home	-	-
Unknown	-	-
Original House of Habitual Residence	-	1,733

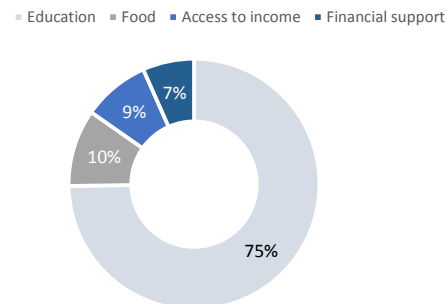
Duration of Displacement



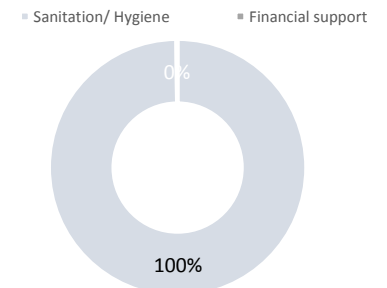
Saudi Arabia



IDPs Main Needs



Returnees Main Needs



¹ Population Data Source: 'Yemeni Central Statistics Office's Population Projections for 2016', ² A location is a populated place to the smallest geographical division; urban, a neighborhood and rural, a village

Data as of: 2 March 2017

TASK FORCE ON POPULATION MOVEMENT | TFPM

13th Report Al Mahwit Governorate

February - 2017



Total Governorate Population

0.67 M Population of Al Mahwit ¹
1,368 Total Number of Unique Locations

IDPs from Conflict

7,409 IDP Households
44,454 IDP Individuals

IDPs from Natural Disasters

9 IDP Households
54 IDP Individuals

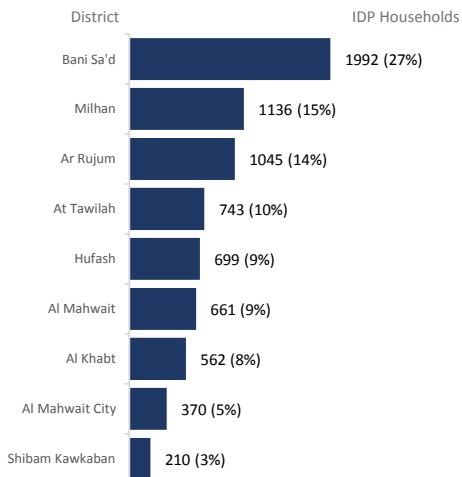
Returnees

106 Returnee Households
636 Returnee Persons

Sex and Age Dissagregated Data

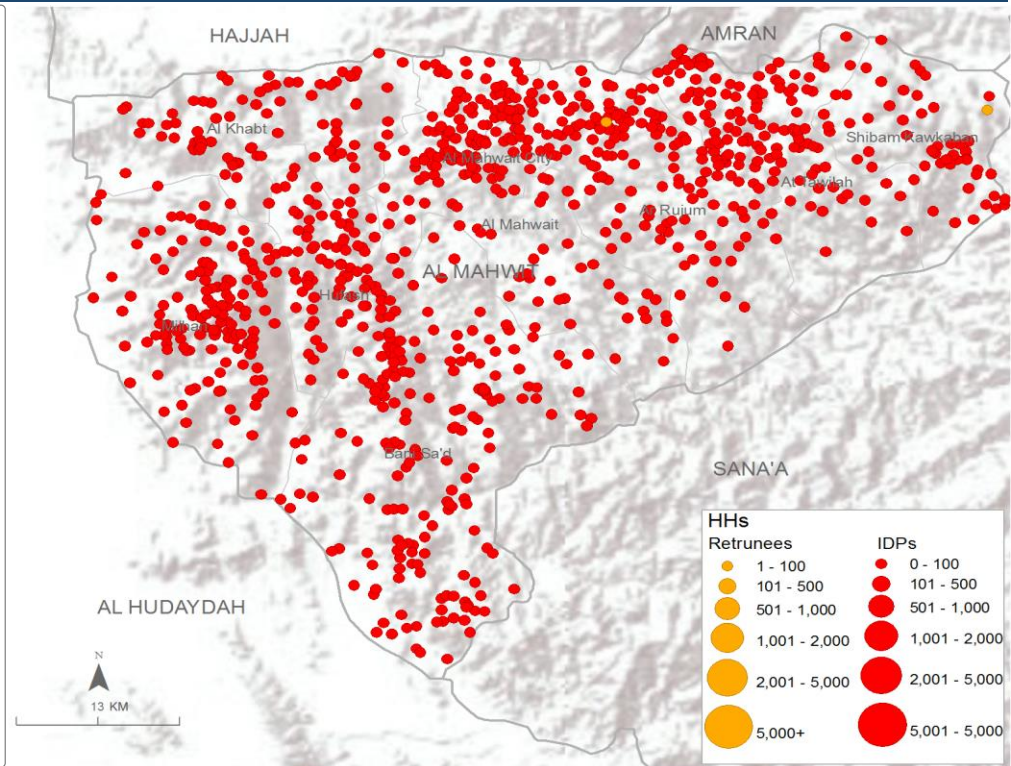


IDP Household Distribution Per District

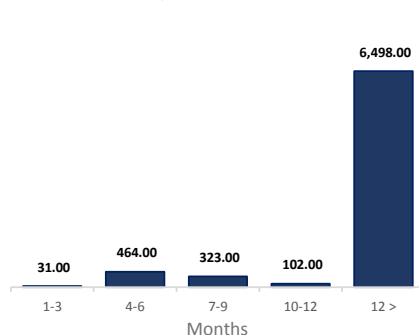


Household Shelter Arrangements by Location ²

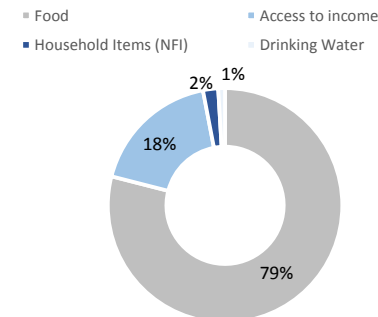
Shelter Arrangement	IDPs	Returnees
School Buildings	10	0
Health Facilities	10	0
Religious Buildings	0	0
Other Private Building	36	0
Other Public Building	1	0
Settlements (Grouped of Families) Urban and Rural	0	0
Isolated/ dispersed settlements (detached from a location)	2	0
Rented Accomodation	800	0
Host Families Who are Relatives (no rent fee)	6227	3
Host Families Who are not Relatives (no rent fee)	89	0
Second Home	235	0
Unknown	8	0
Original House of Habitual Residence		103



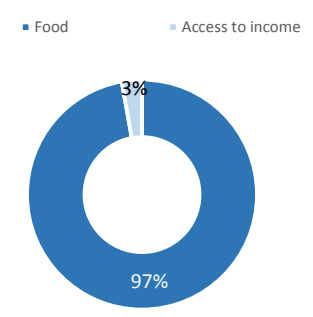
Duration of Displacement



IDPs Main Needs



Returnees Main Needs



¹ Population Data Source: 'Yemeni Central Statistics Office's Population Projections for 2016', ² A location is a populated place to the smallest geographical division; urban, a neighborhood and rural, a village

Data as of: 01 March 2017

TASK FORCE ON POPULATION MOVEMENT | TFPM

13th Report Amanat Al Asimah Governorate

February - 2017



Total Governorate Population

3.09 M Population of Amanat Al Asimah ¹
639 Total Number of Unique Locations

IDPs from Conflict

27,628 IDP Households
165,768 IDP Individuals

IDPs from Natural Disasters

1 IDP Households
6 IDP Individuals

Returnees

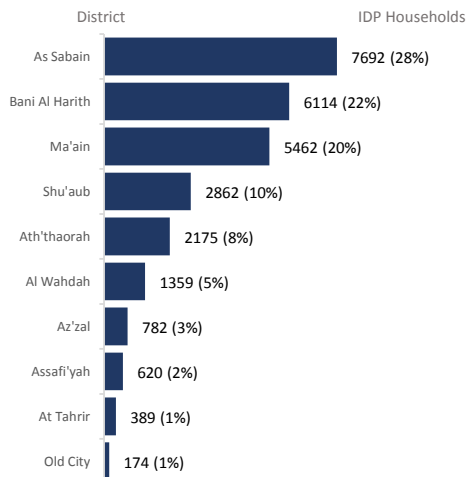
37,250 Returnee Households
223,500 Returnee Persons

Sex and Age Dissagregated Data

■ Men ■ Women ■ Boys ■ Girls

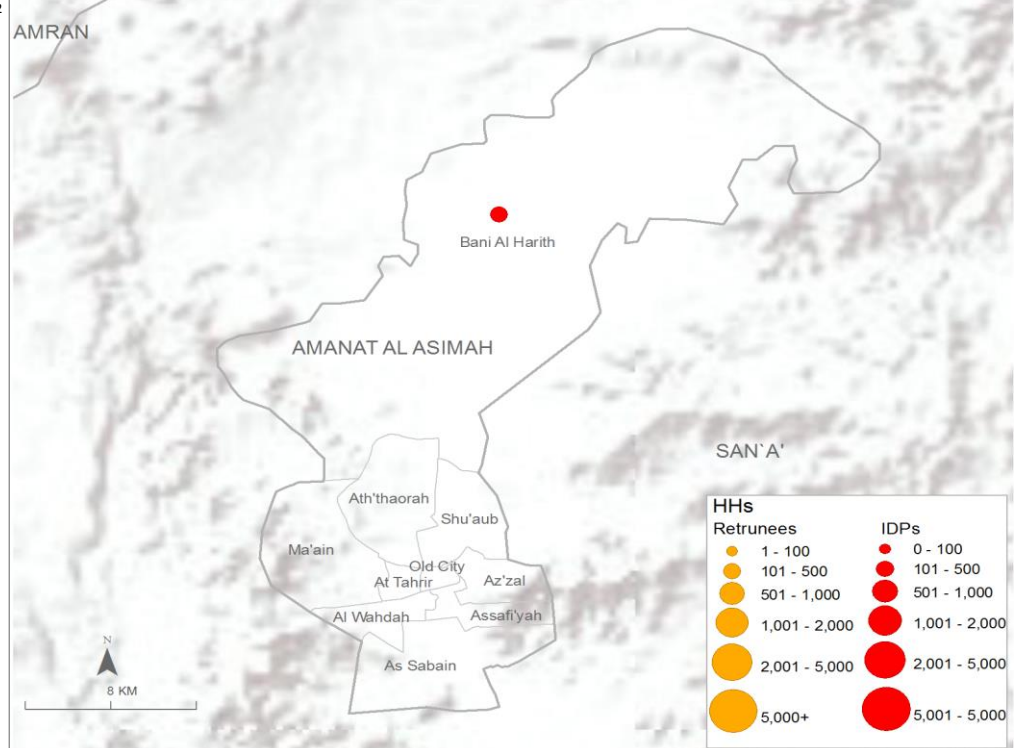
22% **23%** **28%** **27%**

IDP Household Distribution Per District

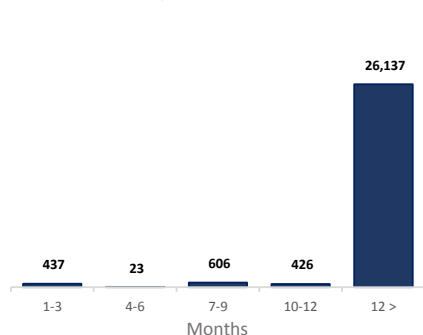


Household Shelter Arrangements by Location ²

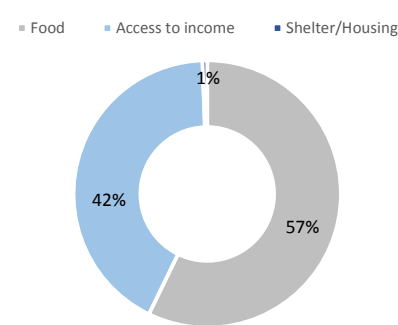
	IDPs	Returnees
School Buildings	0	0
Health Facilities	0	0
Religious Buildings	0	0
Other Private Building	0	0
Other Public Building	20	0
Settlements (Grouped of Families) Urban and Rural	0	0
Isolated/ dispersed settlements (detached from a location)	44	0
Rented Accomodation	25103	6022
Host Families Who are Relatives (no rent fee)	2454	3779
Host Families Who are not Relatives (no rent fee)	1	0
Second Home	7	0
Unknown	0	0
Original House of Habitual Residence		27449



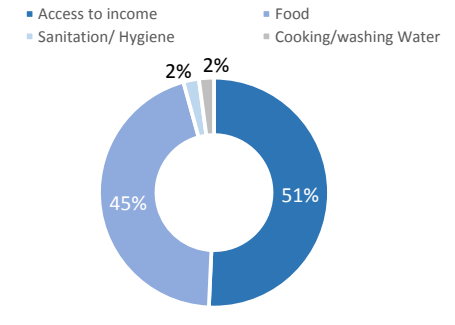
Duration of Displacement



IDPs Main Needs



Returnees Main Needs



¹ Population Data Source: 'Yemeni Central Statistics Office's Population Projections for 2016', ² A location is a populated place to the smallest geographical division; urban, a neighborhood and rural, a village

Data as of: 01 March 2017

TASK FORCE ON POPULATION MOVEMENT | TFPM

13th Report Amran Governorate

February - 2017



Total Governorate Population

1.04 M Population of Amran ¹
1,912 Total Number of Unique Locations

IDPs from Conflict

24,454 IDP Households
146,724 IDP Individuals

IDPs from Natural Disasters

484 IDP Households
2,904 IDP Individuals

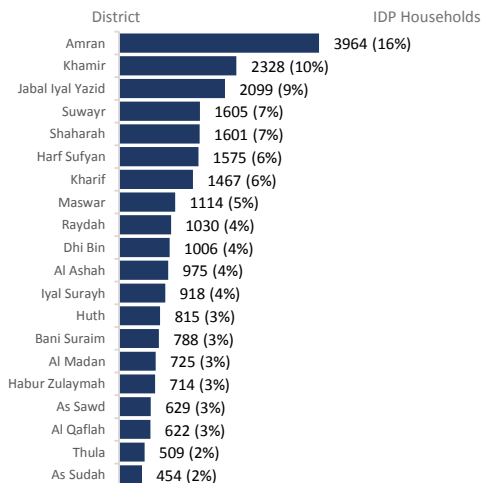
Returnees

2,453 Returnee Households
14,718 Returnee Persons

Sex and Age Dissagregated Data

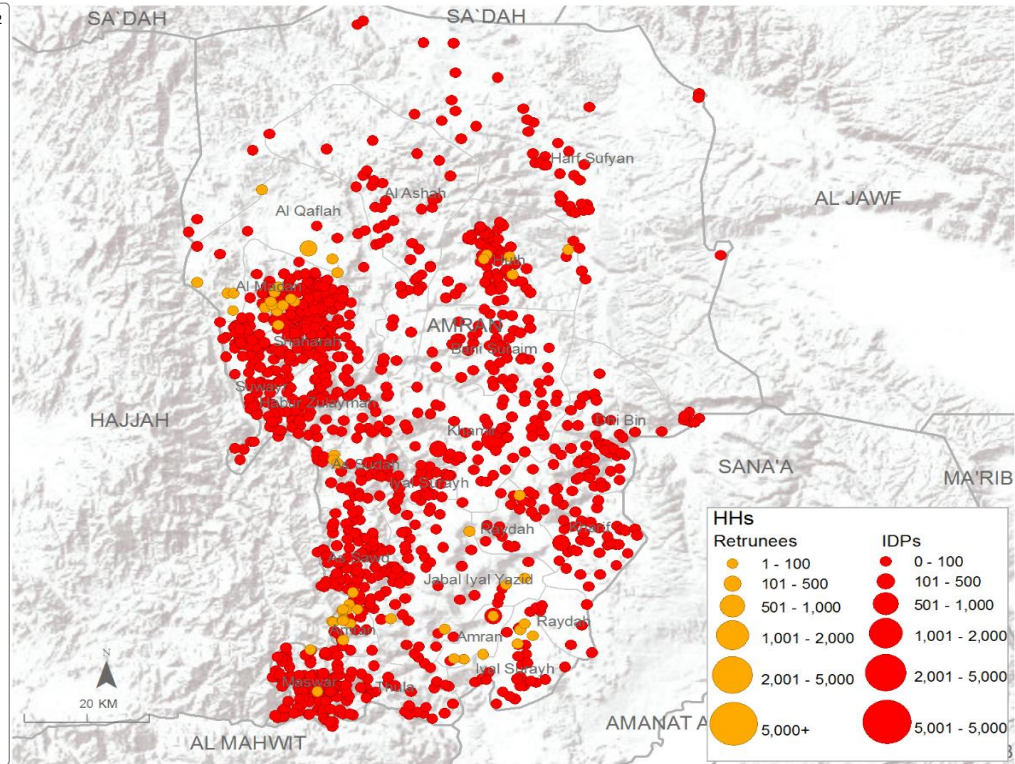


IDP Household Distribution Per District

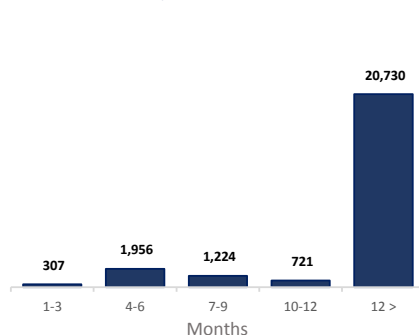


Household Shelter Arrangements by Location ²

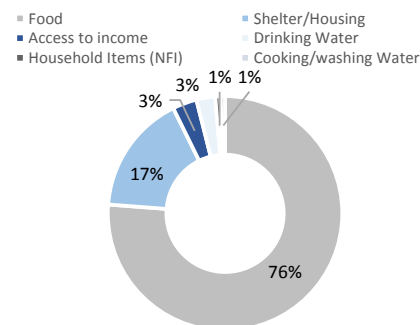
	IDPs	Returnees
School Buildings	173	0
Health Facilities	19	0
Religious Buildings	23	0
Other Private Building	971	60
Other Public Building	178	0
Settlements (Grouped of Families) Urban and Rural	1044	0
Isolated/ dispersed settlements (detached from a location)	758	0
Rented Accomodation	6338	526
Host Families Who are Relatives (no rent fee)	11145	855
Host Families Who are not Relatives (no rent fee)	1620	20
Second Home	2667	0
Unknown	2	0
Original House of Habitual Residence		992



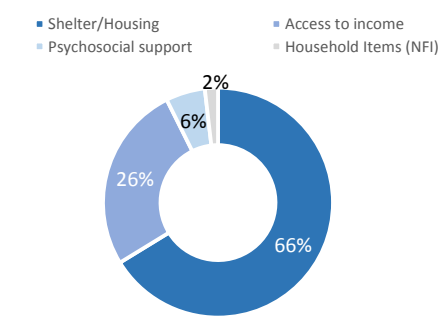
Duration of Displacement



IDPs Main Needs



Returnees Main Needs



¹ Population Data Source: 'Yemeni Central Statistics Office's Population Projections for 2016', ² A location is a populated place to the smallest geographical division; urban, a neighborhood and rural, a village

Data as of: 01 March 2017

TASK FORCE ON POPULATION MOVEMENT | TFPM

13th Report Dhamar Governorate

February - 2017



Total Governorate Population

1.86 M Population of Dhamar ¹
3,314 Total Number of Unique Locations

IDPs from Conflict

23,614 IDP Households
141,684 IDP Individuals

IDPs from Natural Disasters

33 IDP Households
198 IDP Individuals

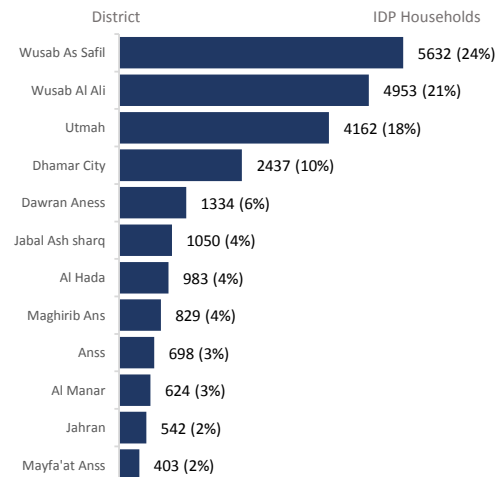
Returnees

3,256 Returnee Households
19,536 Returnee Persons

Sex and Age Dissagregated Data

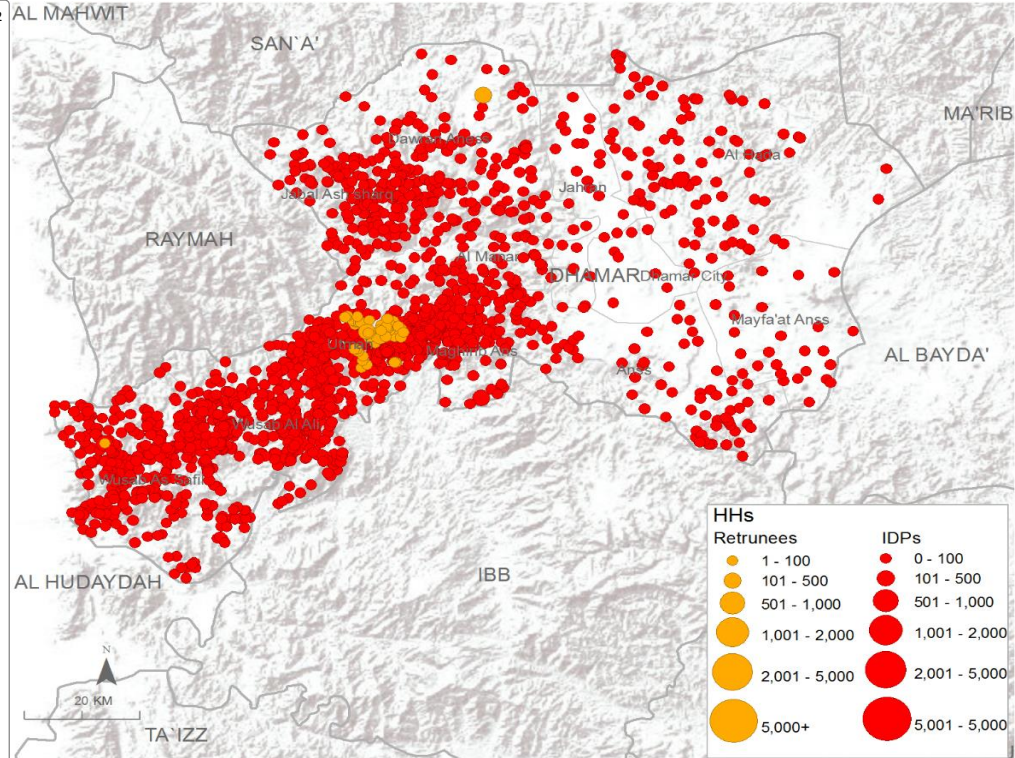


IDP Household Distribution Per District

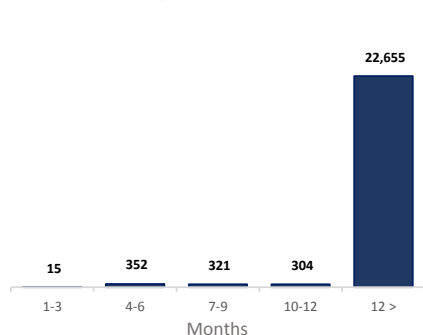


Household Shelter Arrangements by Location ²


	IDPs	Returnees
School Buildings	24	0
Health Facilities	1	0
Religious Buildings	1	0
Other Private Building	144	0
Other Public Building	4	0
Settlements (Grouped of Families) Urban and Rural	76	0
Isolated/ dispersed settlements (detached from a location)	40	0
Rented Accomodation	3470	333
Host Families Who are Relatives (no rent fee)	16419	0
Host Families Who are not Relatives (no rent fee)	230	0
Second Home	3238	0
Unknown	0	0
Original House of Habitual Residence		2923



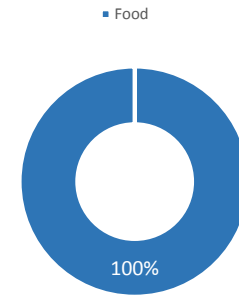
Duration of Displacement



IDPs Main Needs



Returnees Main Needs



¹ Population Data Source: 'Yemeni Central Statistics Office's Population Projections for 2016', ² A location is a populated place to the smallest geographical division; urban, a neighborhood and rural, a village

Data as of: 01 March 2017

TASK FORCE ON POPULATION MOVEMENT | TFPM

13th Report Hadramaut Governorate

February - 2017



Total Governorate Population

1.38 M Population of Hadramaut
97 Total Number of Unique Locations

IDPs from Conflict

1,760 IDP Households
10,560 IDP Individuals

IDPs from Natural Disasters

295 IDP Households
1,770 IDP Individuals

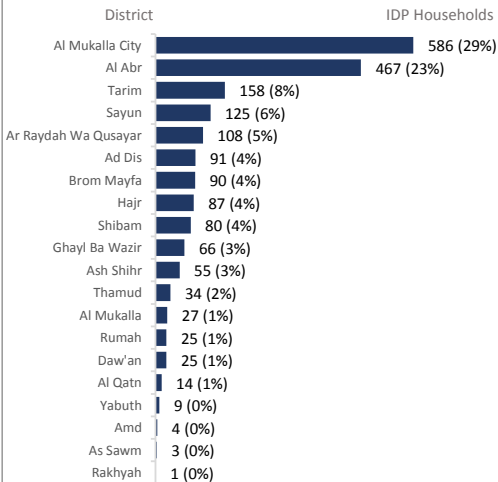
Returnees

6,044 Returnee Households
36,264 Returnee Persons

Sex and Age Dissagregated Data



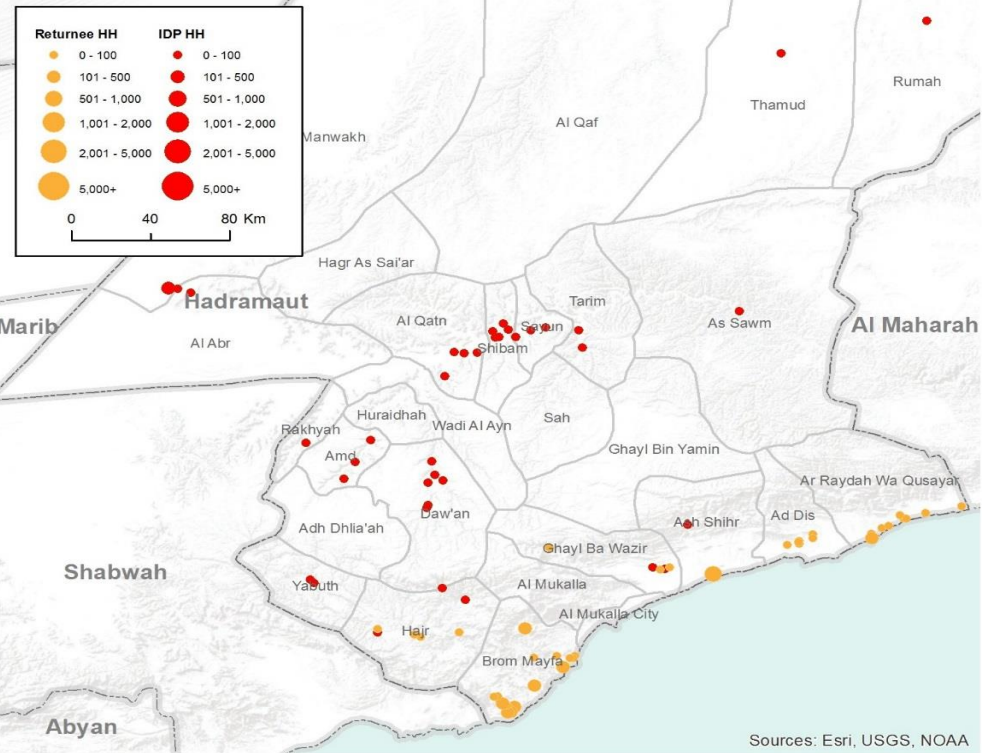
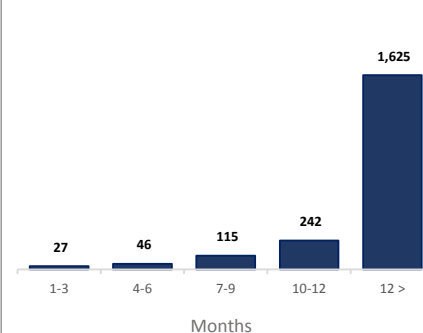
IDP Household Distribution Per District



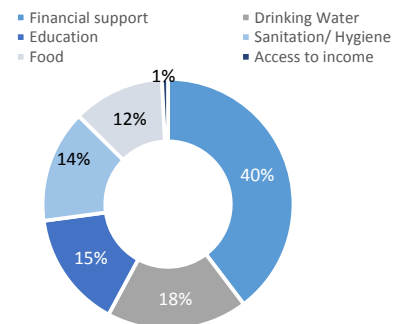
Household Shelter Arrangements by Location

	IDPs	Returnees
School Buildings	1	-
Health Facilities	2	-
Religious Buildings	4	-
Other Private Building	78	-
Other Public Building	40	-
Settlements (Grouped of Families) Urban and Rural	133	8
Isolated/ dispersed settlements (detached from a location)	505	1
Rented Accomodation	984	113
Host Families Who are Relatives (no rent fee)	256	107
Host Families Who are not Relatives (no rent fee)	24	78
Second Home	18	3
Unknown	10	-
Original House of Habitual Residence	-	5,734

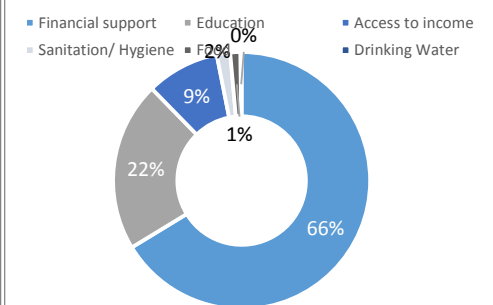
Duration of Displacement



IDPs Main Needs



Returnees Main Needs



1 Population Data Source: 'Yemeni Central Statistics Office's Population Projections for 2016', 2 A location is a populated place to the smallest geographical division; urban, a neighborhood and rural, a village

Data as of: 2 March 2017

TASK FORCE ON POPULATION MOVEMENT | TFPM

13th Report Hajjah Governorate

February - 2017



Total Governorate Population

2.07 M Population of Hajjah ¹
3,775 Total Number of Unique Locations

IDPs from Conflict

67,355 IDP Households
404,130 IDP Individuals

IDPs from Natural Disasters

299 IDP Households
1,794 IDP Individuals

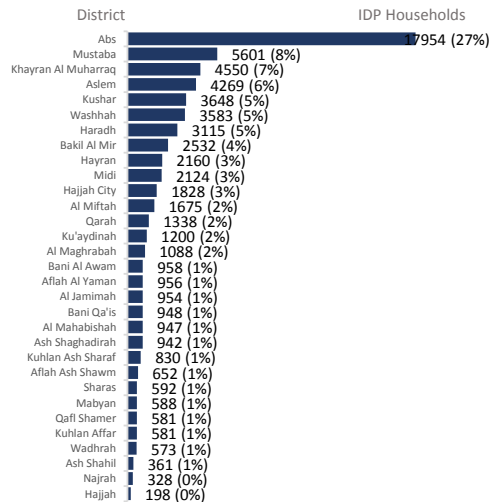
Returnees

7,211 Returnee Households
43,266 Returnee Persons

Sex and Age Dissagregated Data

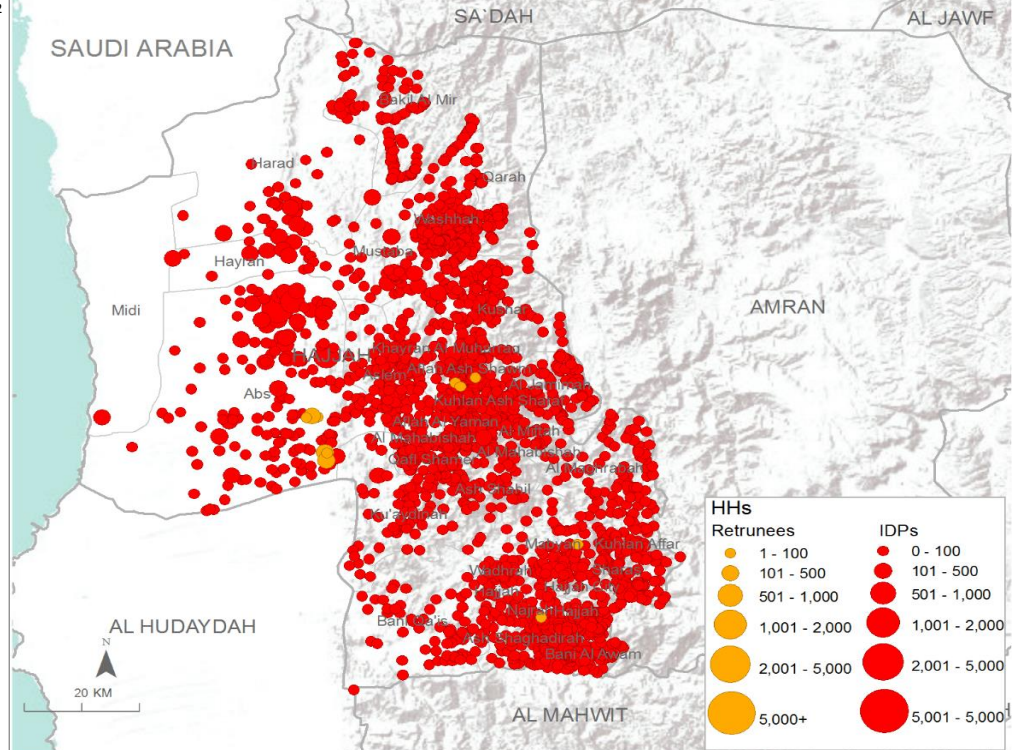


IDP Household Distribution Per District

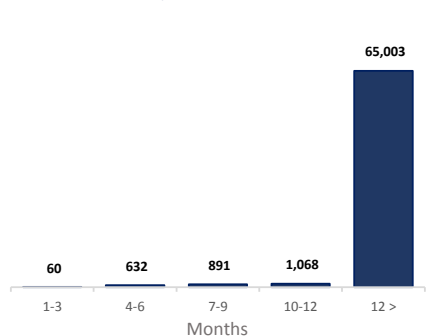


Household Shelter Arrangements by Location ²

	IDPs	Returnees
School Buildings	253	1
Health Facilities	15	0
Religious Buildings	44	1
Other Private Building	469	0
Other Public Building	292	0
Settlements (Grouped of Families) Urban and Rural	18,630	220
Isolated/ dispersed settlements (detached from a location)	13,643	0
Rented Accomodation	2,822	377
Host Families Who are Relatives (no rent fee)	17,705	135
Host Families Who are not Relatives (no rent fee)	11,659	40
Second Home	1,681	0
Unknown	441	0
Original House of Habitual Residence		6,437

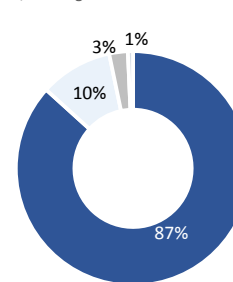


Duration of Displacement



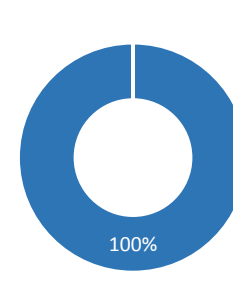
IDPs Main Needs

■ Food ■ Shelter/Housing ■ Access to income ■ Drinking Water



Returnees Main Needs

■ Food



¹ Population Data Source: 'Yemeni Central Statistics Office's Population Projections for 2016', ² A location is a populated place to the smallest geographical division; urban, a neighborhood and rural, a village

Data as of: 01 March 2017

TASK FORCE ON POPULATION MOVEMENT | TFPM

13th Report Ibb Governorate

February - 2017



Total Governorate Population

2.78 M Population of Ibb ¹
1,808 Total Number of Unique Locations

IDPs from Conflict

22,394 IDP Households
134,364 IDP Individuals

IDPs from Natural Disasters

22 IDP Households
132 IDP Individuals

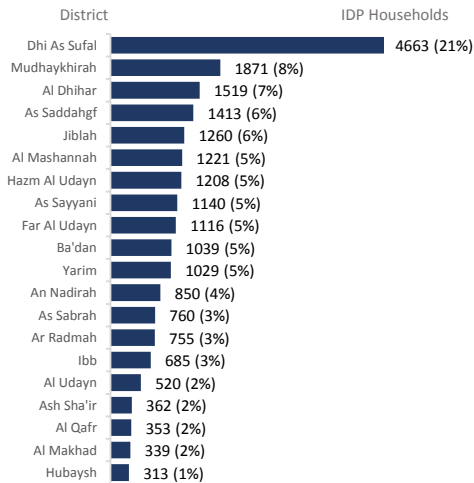
Returnees

2,202 Returnee Households
13,212 Returnee Persons

Sex and Age Dissagregated Data

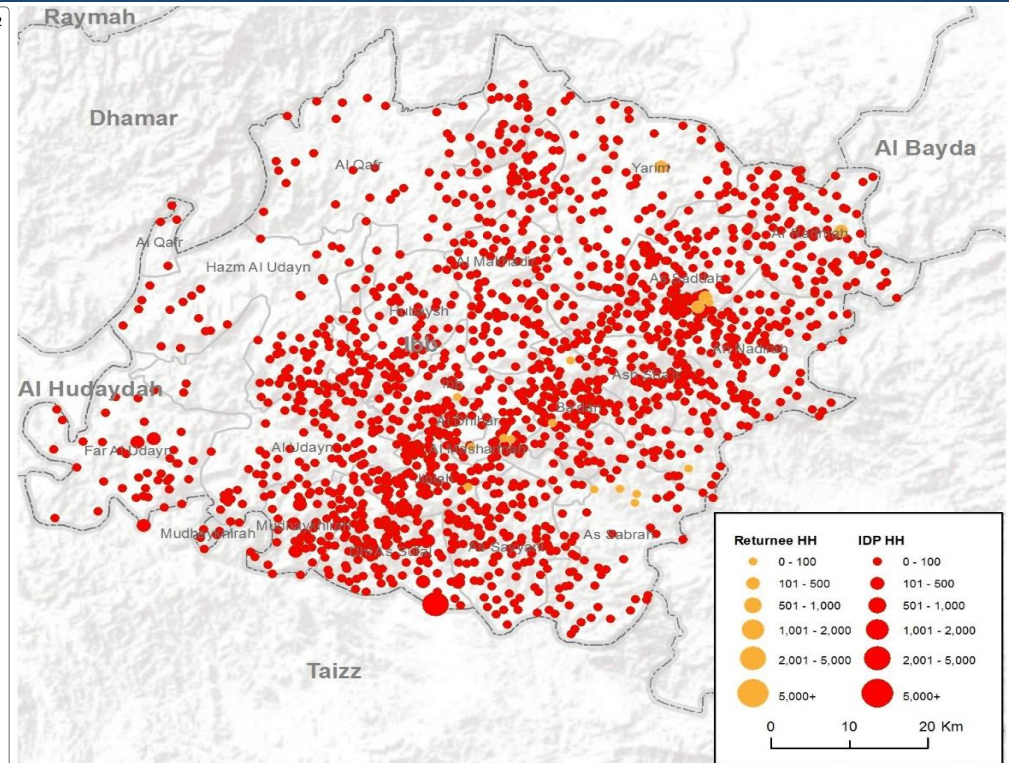


IDP Household Distribution Per District

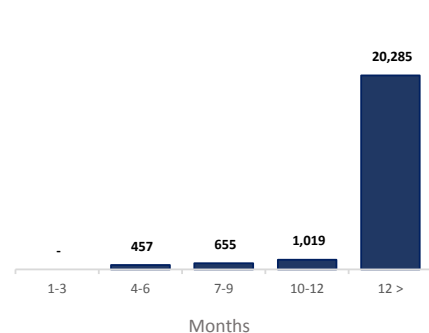


Household Shelter Arrangements by Location ²

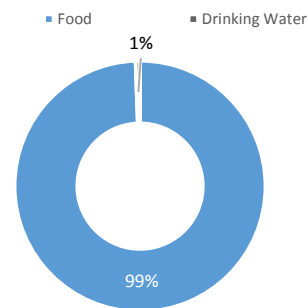
	IDPs	Returnees
School Buildings	372	-
Health Facilities	14	-
Religious Buildings	35	-
Other Private Building	244	-
Other Public Building	39	-
Settlements (Grouped of Families) Urban and Rural	29	-
Isolated/ dispersed settlements (detached from a location)	149	-
Rented Accomodation	6,016	130
Host Families Who are Relatives (no rent fee)	12,335	-
Host Families Who are not Relatives (no rent fee)	567	-
Second Home	2,601	15
Unknown	15	-
Original House of Habitual Residence		2,057



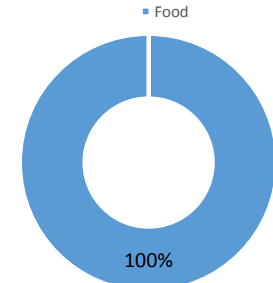
Duration of Displacement



IDPs Main Needs



Returnees Main Needs



¹ Population Data Source: 'Yemeni Central Statistics Office's Population Projections for 2016', ² A location is a populated place to the smallest geographical division; urban, a neighborhood and rural, a village

Data as of: 2 March 2017

TASK FORCE ON POPULATION MOVEMENT | TFPM

13th Report Lahj Governorate

February - 2017



Total Governorate Population

0.96 M Population of Lahj ¹
283 Total Number of Unique Locations

IDPs from Conflict

9,607 IDP Households
57,642 IDP Individuals

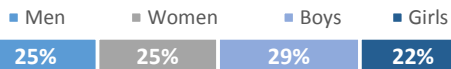
IDPs from Natural Disasters

- IDP Households
- IDP Individuals

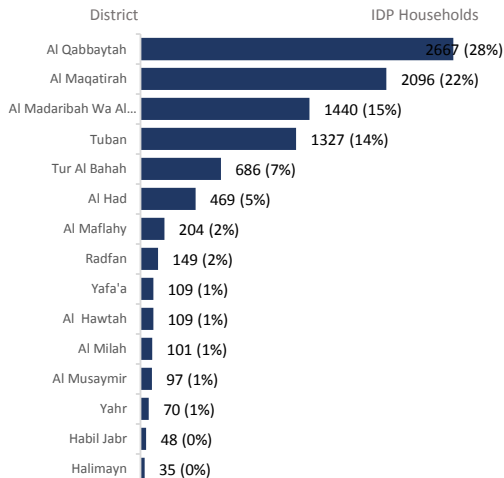
Returnees

11,451 Returnee Households
68,706 Returnee Persons

Sex and Age Dissagregated Data



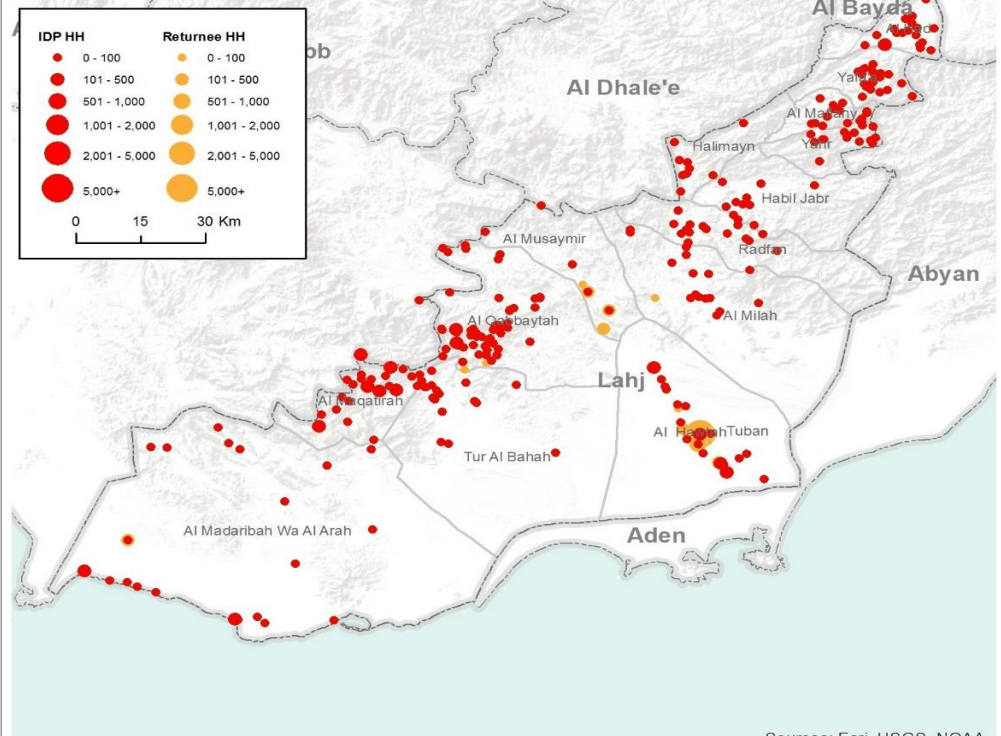
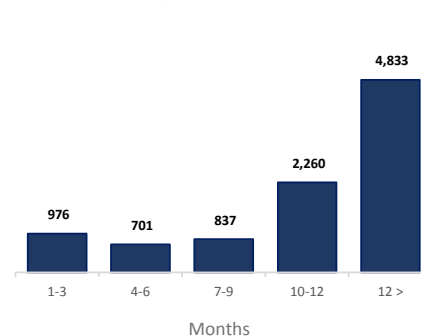
IDP Household Distribution Per District



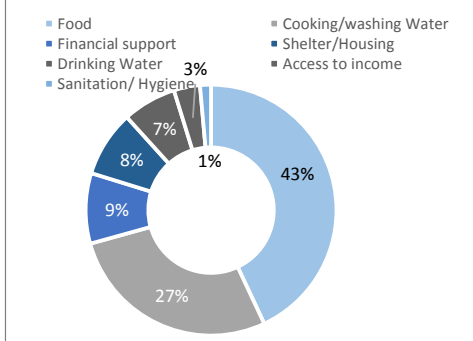
Household Shelter Arrangements by Location ²

	IDPs	Returnees
School Buildings	53	15
Health Facilities	46	15
Religious Buildings	43	-
Other Private Building	87	-
Other Public Building	24	12
Settlements (Grouped of Families) Urban and Rural	517	-
Isolated/ dispersed settlements (detached from a location)	8	-
Rented Accomodation	1,937	26
Host Families Who are Relatives (no rent fee)	3,570	-
Host Families Who are not Relatives (no rent fee)	2,540	88
Second Home	782	92
Unknown	-	-
Original House of Habitual Residence	-	11,203

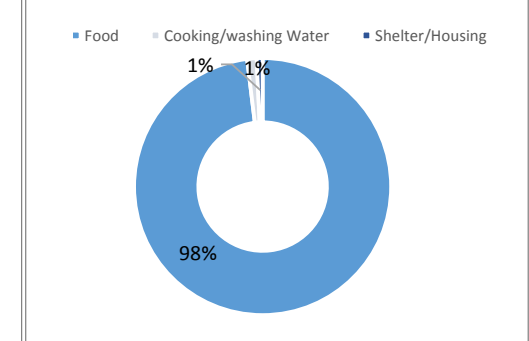
Duration of Displacement



IDPs Main Needs



Returnees Main Needs



¹ Population Data Source: 'Yemeni Central Statistics Office's Population Projections for 2016', ² A location is a populated place to the smallest geographical division; urban, a neighborhood and rural, a village

Data as of: 2 March 2017

TASK FORCE ON POPULATION MOVEMENT | TFPM

13th Report Marib Governorate

February - 2017



Total Governorate Population

0.32 M Population of Marib ¹
552 Total Number of Unique Locations

IDPs from Conflict

8,392 IDP Households
50,352 IDP Individuals

IDPs from Natural Disasters

71 IDP Households
426 IDP Individuals

Returnees

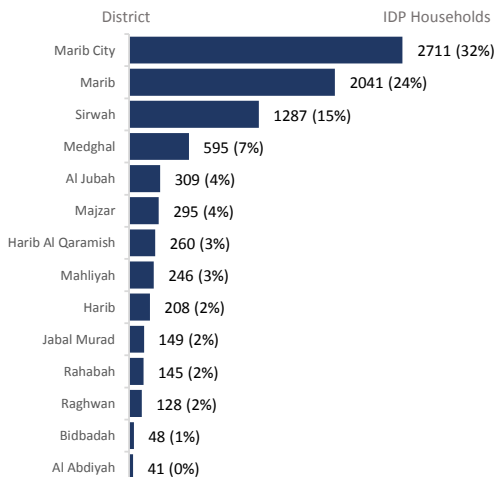
5,093 Returnee Households
30,558 Returnee Persons

Sex and Age Dissagregated Data

■ Men ■ Women ■ Boys ■ Girls

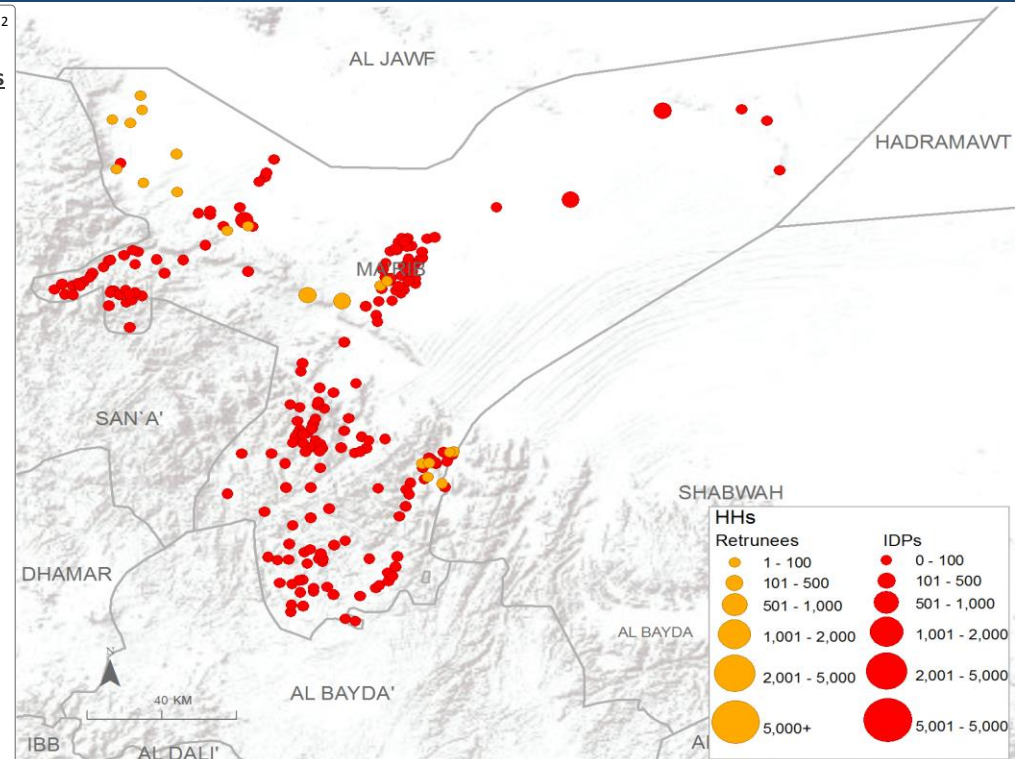
21% **22%** **30%** **27%**

IDP Household Distribution Per District

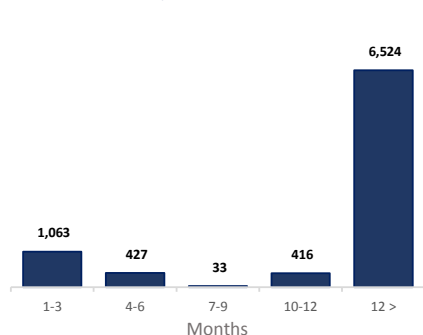


Household Shelter Arrangements by Location ²

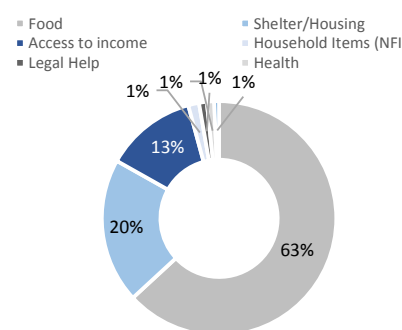
	IDPs	Returnees
School Buildings	89	5
Health Facilities	20	2
Religious Buildings	64	0
Other Private Building	346	145
Other Public Building	421	61
Settlements (Grouped of Families) Urban and Rural	710	84
Isolated/ dispersed settlements (detached from a location)	3189	135
Rented Accomodation	2110	64
Host Families Who are Relatives (no rent fee)	1179	33
Host Families Who are not Relatives (no rent fee)	174	0
Second Home	139	0
Unknown	22	0
Original House of Habitual Residence		4564



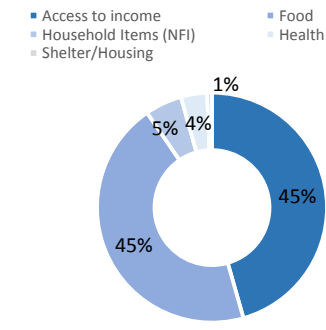
Duration of Displacement



IDPs Main Needs



Returnees Main Needs



¹ Population Data Source: 'Yemeni Central Statistics Office's Population Projections for 2016', ² A location is a populated place to the smallest geographical division; urban, a neighborhood and rural, a village

Data as of: 01 March 2017

TASK FORCE ON POPULATION MOVEMENT | TFPM

13th Report Raymah Governorate

February - 2017



Total Governorate Population

0.55 M Population of Raymah ¹
782 Total Number of Unique Locations

IDPs from Conflict

8,627 IDP Households
51,762 IDP Individuals

IDPs from Natural Disasters

25 IDP Households
150 IDP Individuals

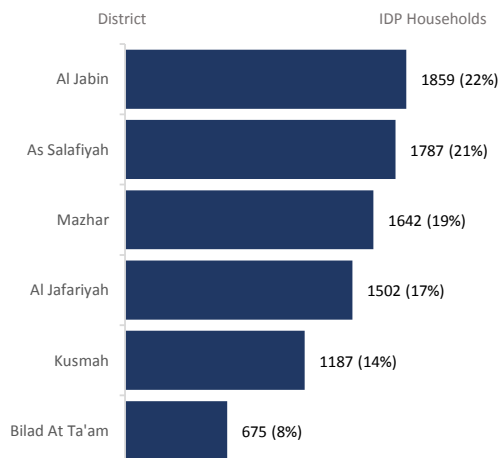
Returnees

1 Returnee Households
6 Returnee Persons

Sex and Age Dissagregated Data

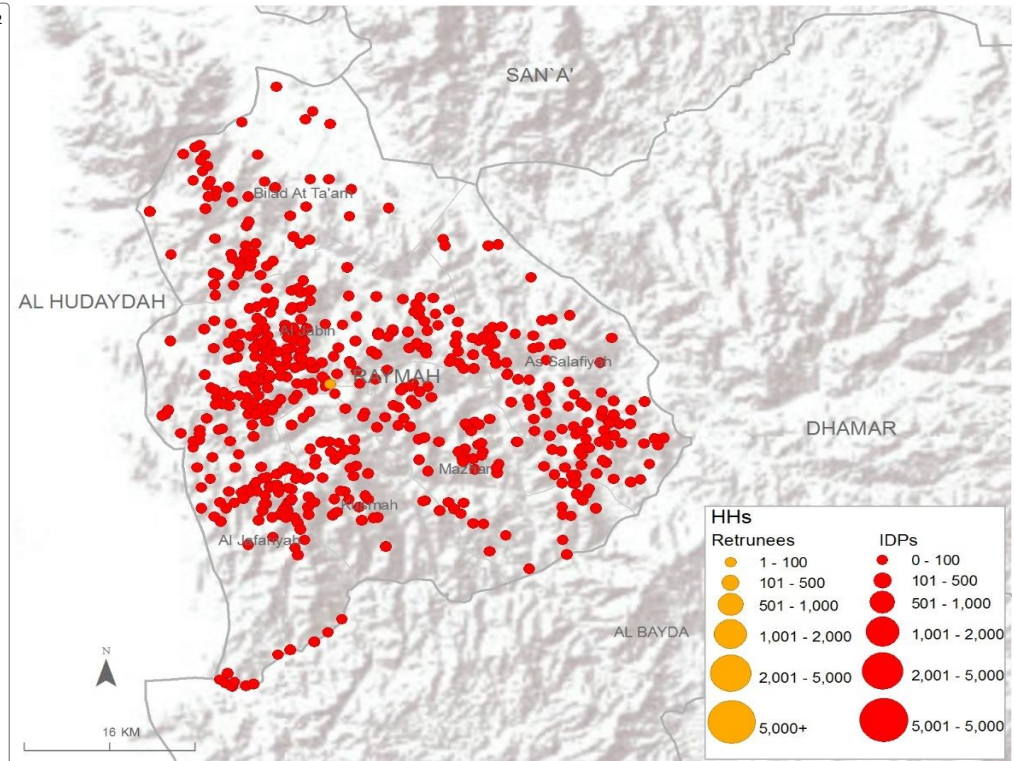


IDP Household Distribution Per District

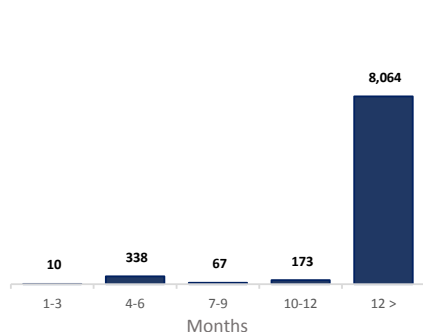


Household Shelter Arrangements by Location ²

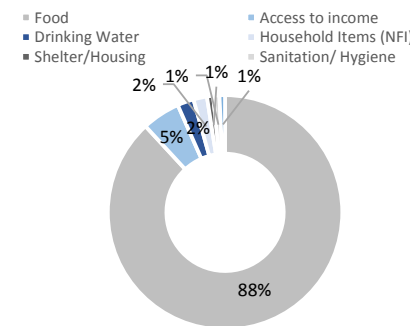
Shelter Arrangement	IDPs	Returnees
School Buildings	14	0
Health Facilities	3	0
Religious Buildings	0	0
Other Private Building	0	0
Other Public Building	3	0
Settlements (Grouped of Families) Urban and Rural	0	0
Isolated/ dispersed settlements (detached from a location)	0	0
Rented Accomodation	303	0
Host Families Who are Relatives (no rent fee)	7353	0
Host Families Who are not Relatives (no rent fee)	498	0
Second Home	478	0
Unknown	0	0
Original House of Habitual Residence		1




Duration of Displacement



IDPs Main Needs



Returnees Main Needs



¹ Population Data Source: 'Yemeni Central Statistics Office's Population Projections for 2016', ² A location is a populated place to the smallest geographical division; urban, a neighborhood and rural, a village

Data as of: 01 March 2017

TASK FORCE ON POPULATION MOVEMENT | TFPM

13th Report Sa'ada Governorate

February - 2017



Total Governorate Population

1.04 M Population of Sa'ada ¹
983 Total Number of Unique Locations

IDPs from Conflict

17,262 IDP Households
103,572 IDP Individuals

IDPs from Natural Disasters

0 IDP Households
0 IDP Individuals

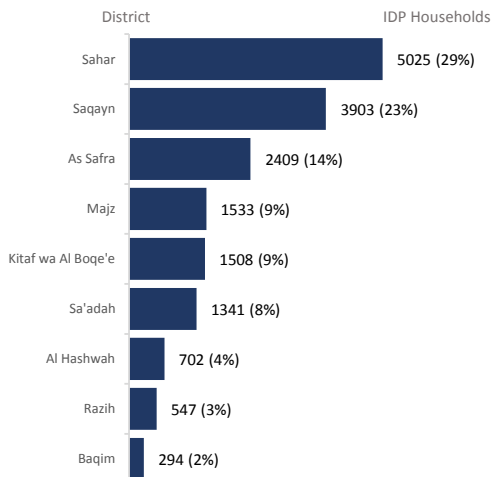
Returnees

4,175 Returnee Households
25,050 Returnee Persons

Sex and Age Dissagregated Data

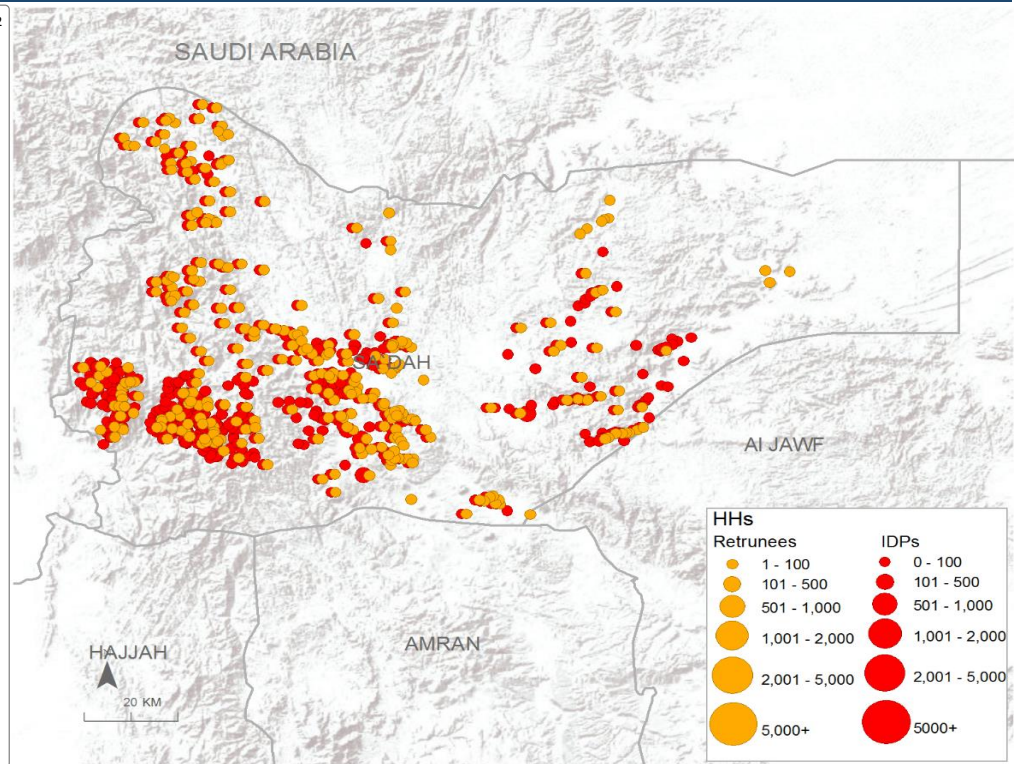


IDP Household Distribution Per District

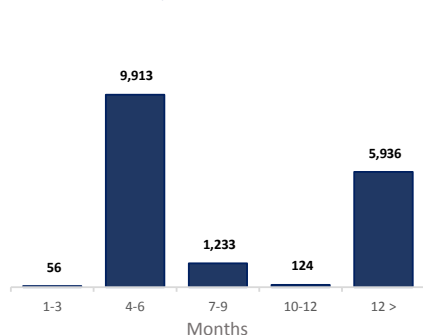


Household Shelter Arrangements by Location ²

	IDPs	Returnees
School Buildings	100	0
Health Facilities	0	0
Religious Buildings	0	0
Other Private Building	115	6
Other Public Building	0	0
Settlements (Grouped of Families) Urban and Rural	507	26
Isolated/ dispersed settlements (detached from a location)	542	99
Rented Accomodation	6853	468
Host Families Who are Relatives (no rent fee)	5509	165
Host Families Who are not Relatives (no rent fee)	3496	90
Second Home	140	0
Unknown	0	30
Original House of Habitual Residence		3291

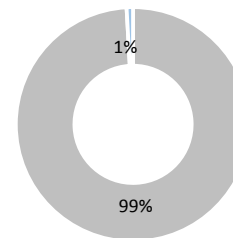


Duration of Displacement



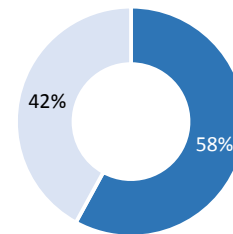
IDPs Main Needs

■ Food ■ Access to income



Returnees Main Needs

■ Food ■ Access to income



¹ Population Data Source: 'Yemeni Central Statistics Office's Population Projections for 2016', ² A location is a populated place to the smallest geographical division; urban, a neighborhood and rural, a village

Data as of: 01 March 2017

TASK FORCE ON POPULATION MOVEMENT | TFPM

13th Report Sana'a Governorate

February - 2017

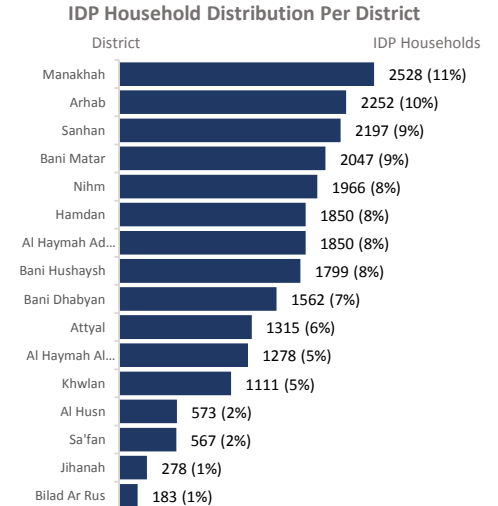
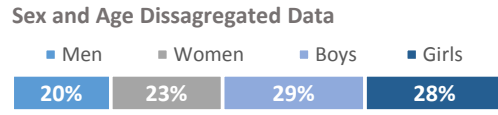


Total Governorate Population
1.1 M Population of Sana'a ¹
2,457 Total Number of Unique Locations

IDPs from Conflict
23,281 IDP Households
139,686 IDP Individuals

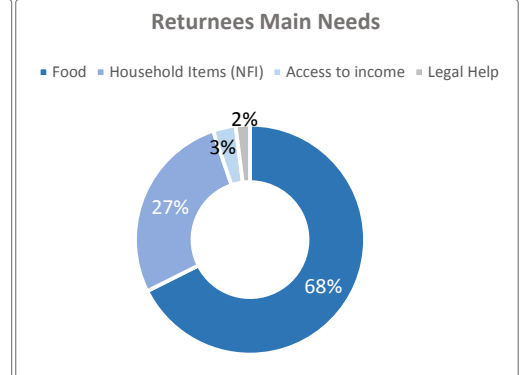
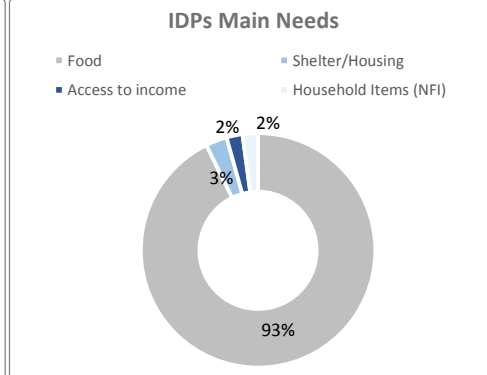
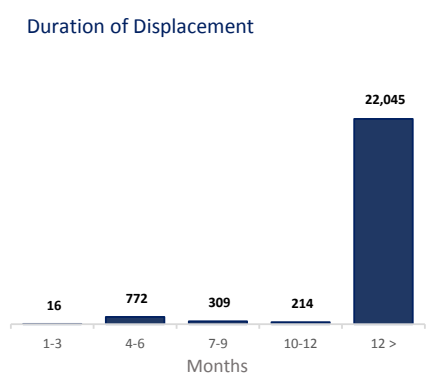
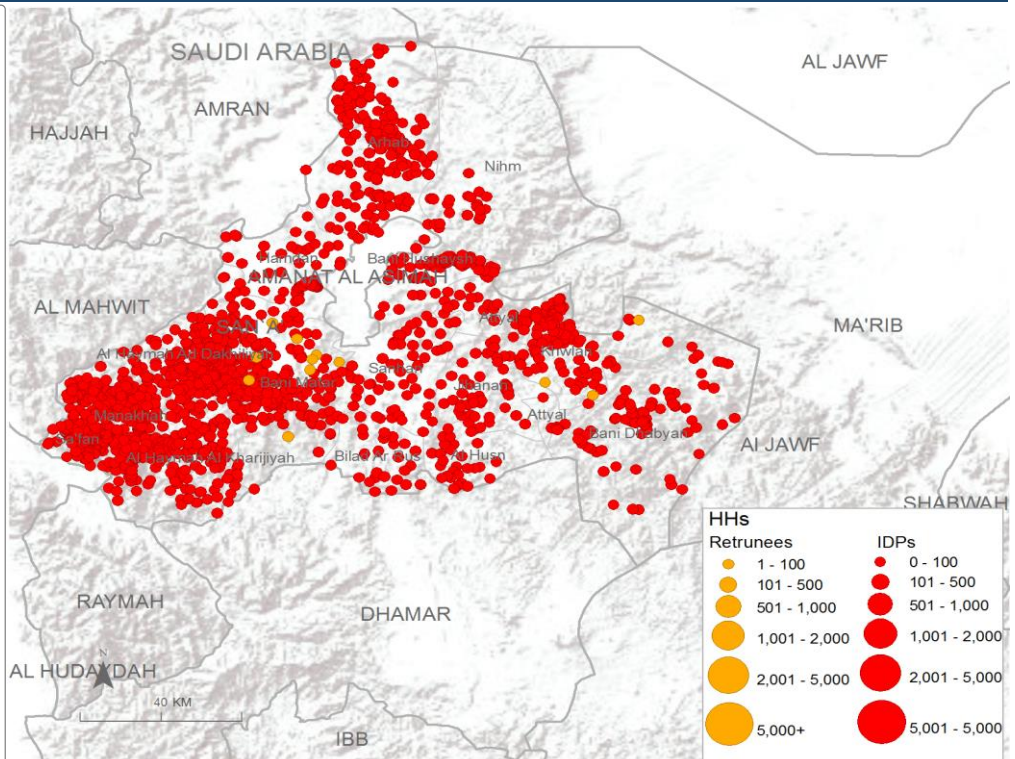
IDPs from Natural Disasters
75 IDP Households
450 IDP Individuals

Returnees
250 Returnee Households
1,500 Returnee Persons



Household Shelter Arrangements by Location ²

Shelter Arrangement	IDPs	Returnees
School Buildings	54	2
Health Facilities	10	0
Religious Buildings	7	0
Other Private Building	64	0
Other Public Building	115	0
Settlements (Grouped of Families) Urban and Rural	1108	5
Isolated/ dispersed settlements (detached from a location)	897	0
Rented Accomodation	2208	67
Host Families Who are Relatives (no rent fee)	13213	23
Host Families Who are not Relatives (no rent fee)	1849	9
Second Home	3711	0
Unknown	120	7
Original House of Habitual Residence		137



¹ Population Data Source: 'Yemeni Central Statistics Office's Population Projections for 2016', ² A location is a populated place to the smallest geographical division; urban, a neighborhood and rural, a village

Data as of: 01 March 2017

TASK FORCE ON POPULATION MOVEMENT | TFPM

13th Report Shabwah Governorate

February - 2017

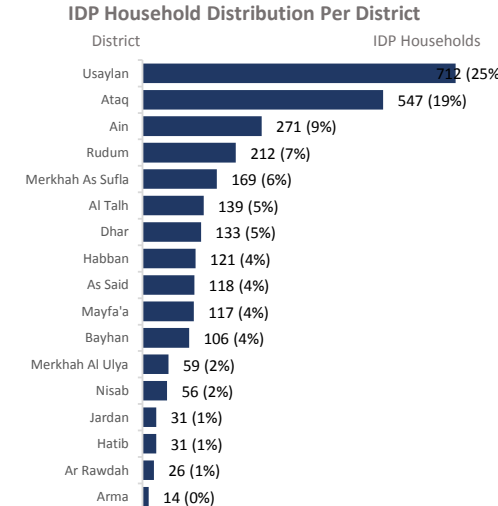
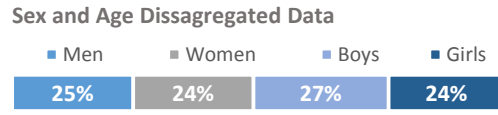


Total Governorate Population
0.62 M Population of Shabwah
311 Total Number of Unique Locations

IDPs from Conflict
2,526 IDP Households
15,156 IDP Individuals

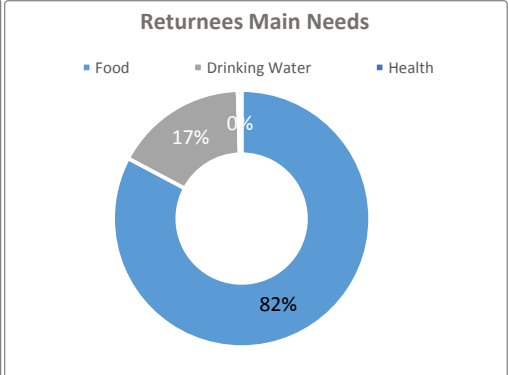
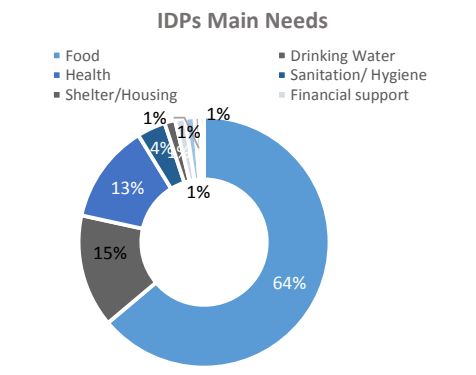
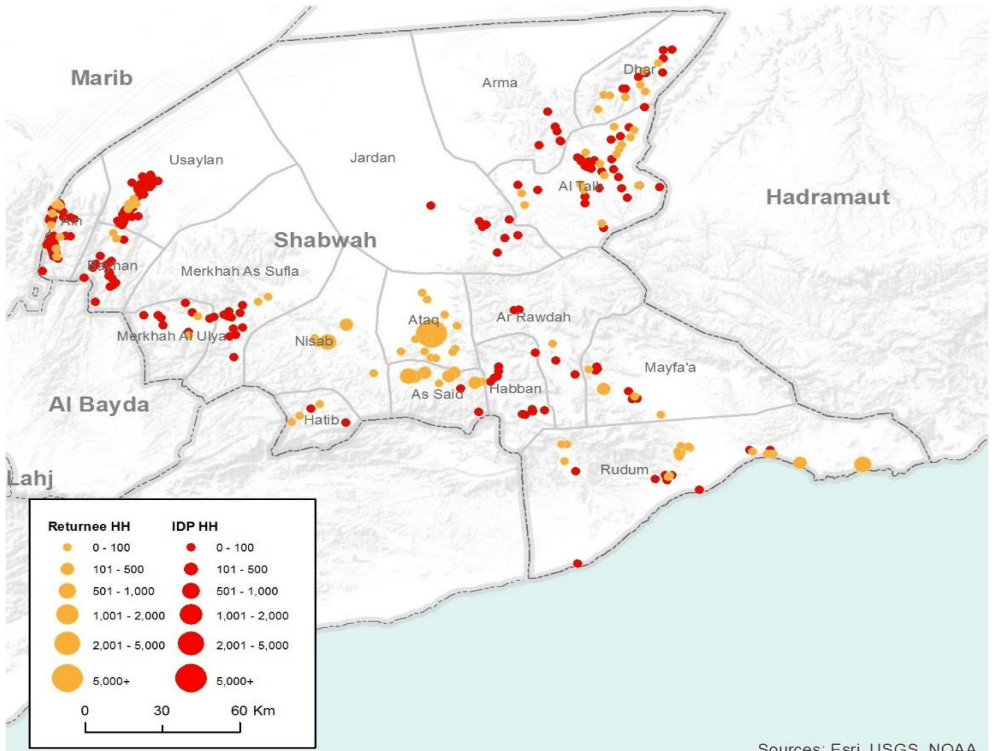
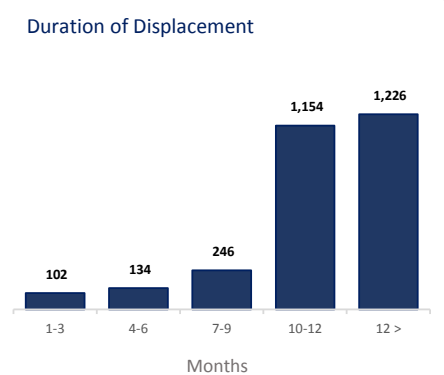
IDPs from Natural Disasters
336 IDP Households
2,016 IDP Individuals

Returnees
11,184 Returnee Households
67,104 Returnee Persons



Household Shelter Arrangements by Location

Shelter Arrangement	IDPs	Returnees
School Buildings	15	-
Health Facilities	5	-
Religious Buildings	10	-
Other Private Building	363	-
Other Public Building	104	-
Settlements (Grouped of Families) Urban and Rural	123	-
Isolated/ dispersed settlements (detached from a location)	153	-
Rented Accomodation	320	82
Host Families Who are Relatives (no rent fee)	1,276	99
Host Families Who are not Relatives (no rent fee)	206	76
Second Home	284	27
Unknown	3	-
Original House of Habitual Residence	-	10,900



1 Population Data Source: 'Yemeni Central Statistics Office's Population Projections for 2016', 2 A location is a populated place to the smallest geographical division; urban, a neighborhood and rural, a village
 Data as of: 2 March 2017

TASK FORCE ON POPULATION MOVEMENT | TFPM

13th Report Taizz Governorate

February - 2017



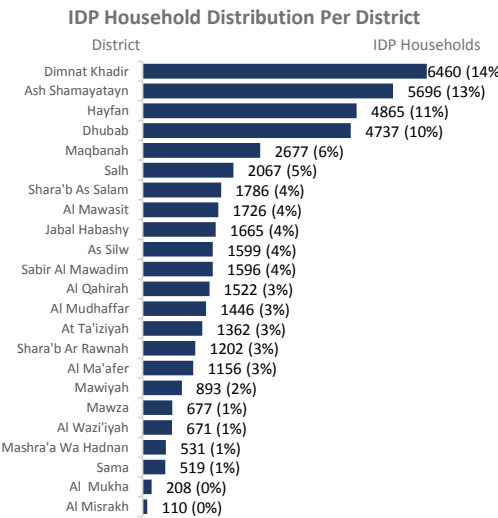
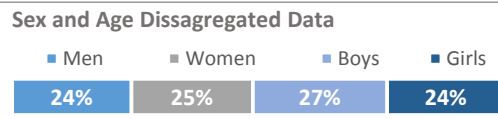
Total Governorate Population
3.12 M Population of Taizz ¹
587 Total Number of Unique Locations

IDPs from Conflict
45,171 IDP Households
271,026 IDP Individuals

IDPs from Natural Disasters

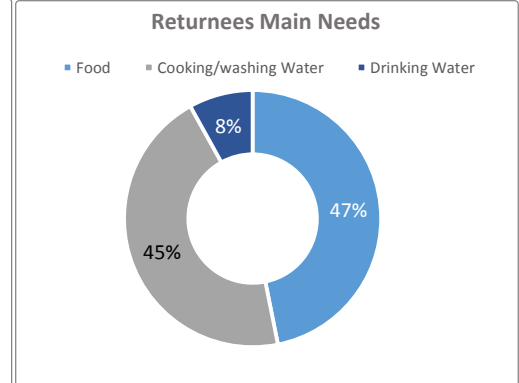
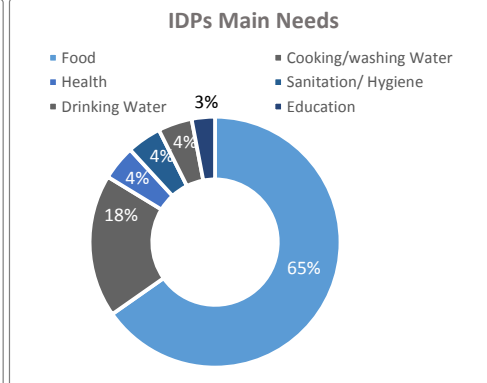
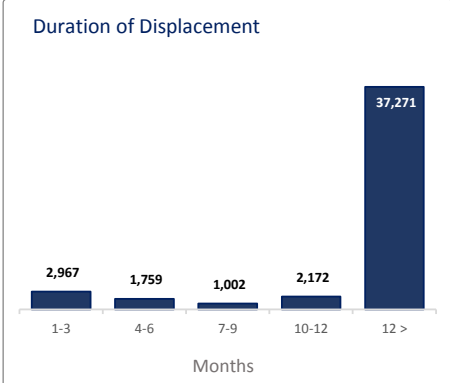
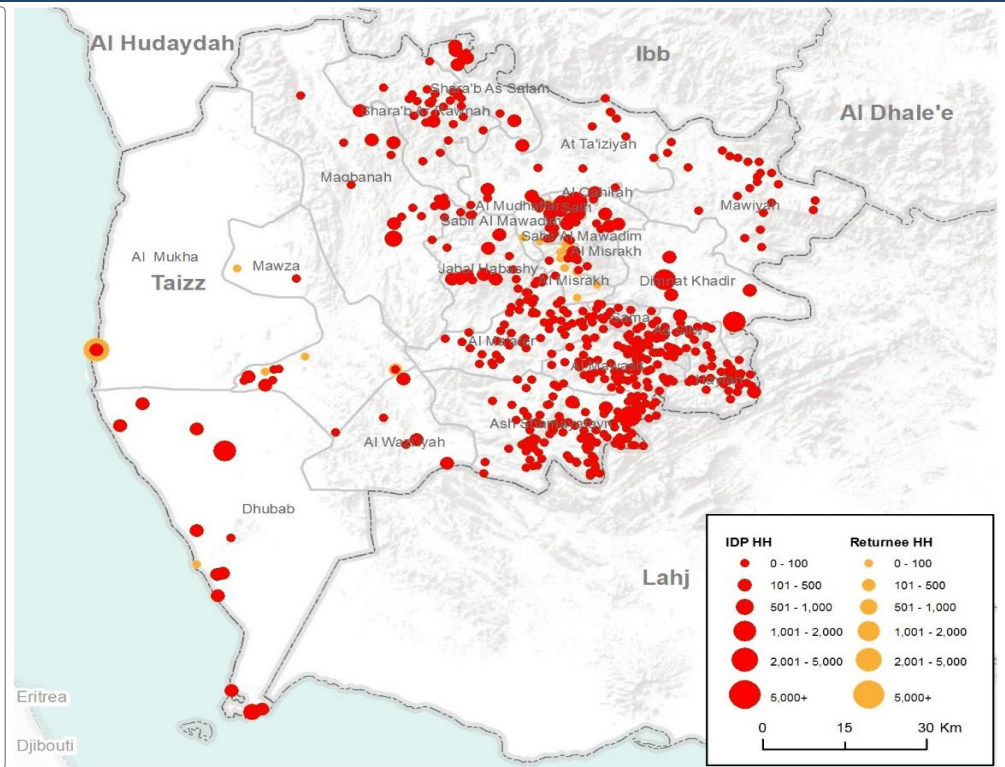
- IDP Households
- IDP Individuals

Returnees
13,312 Returnee Households
79,872 Returnee Persons



Household Shelter Arrangements by Location ²

	IDPs	Returnees
School Buildings	1,698	-
Health Facilities	675	-
Religious Buildings	226	-
Other Private Building	1,198	-
Other Public Building	1,096	-
Settlements (Grouped of Families) Urban and Rural	1,677	-
Isolated/ dispersed settlements (detached from a location)	1,383	-
Rented Accomodation	6,244	413
Host Families Who are Relatives (no rent fee)	21,134	90
Host Families Who are not Relatives (no rent fee)	4,921	-
Second Home	4,600	23
Unknown	319	-
Original House of Habitual Residence		12,786



¹ Population Data Source: 'Yemeni Central Statistics Office's Population Projections for 2016', ² A location is a populated place to the smallest geographical division; urban, a neighborhood and rural, a village

Data as of: 2 March 2017