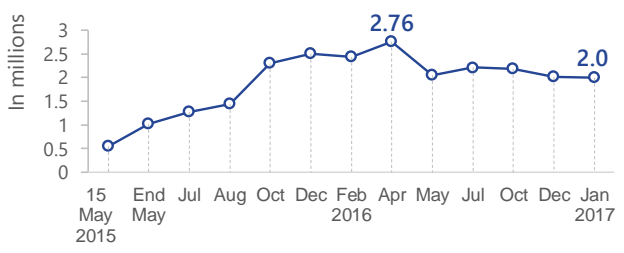




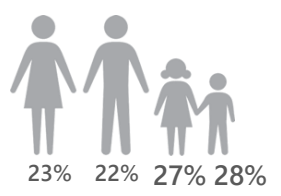
From December 2016 to January 2017 the TFPM observed an overall decrease in the conflict-related displacement of **15,876** individuals (-0.79%). On the other hand, there has been an overall increase in the conflict-affected return population of **21,222** individuals (+2%). **Food** was reported as the top priority need among 75% of identified IDP locations and 51% of returnee locations.

**Population figures**  
**2 million** IDPs  
**1 million** Returnees

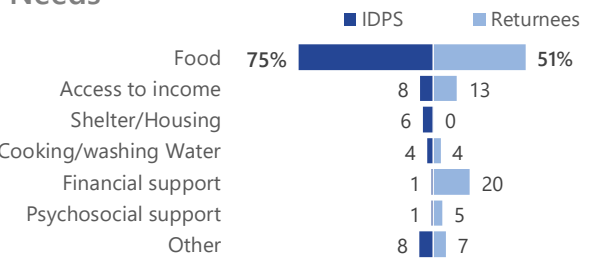
### IDPs displacement trends over time



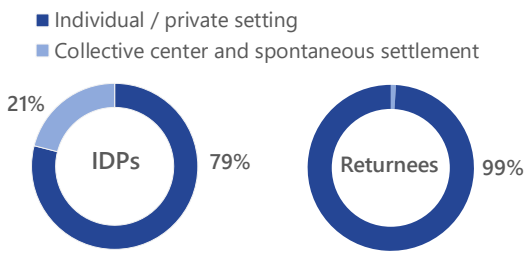
### IDP gender disaggregation



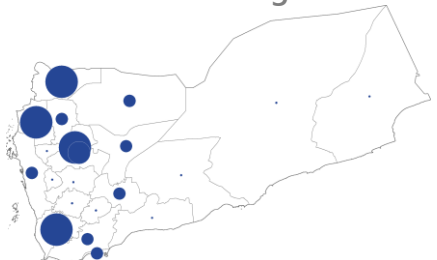
### Needs



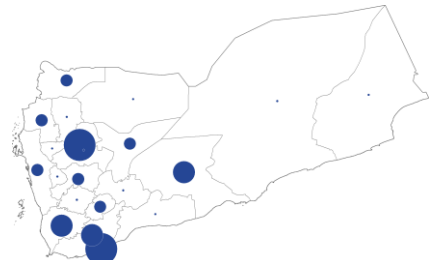
### Shelter type



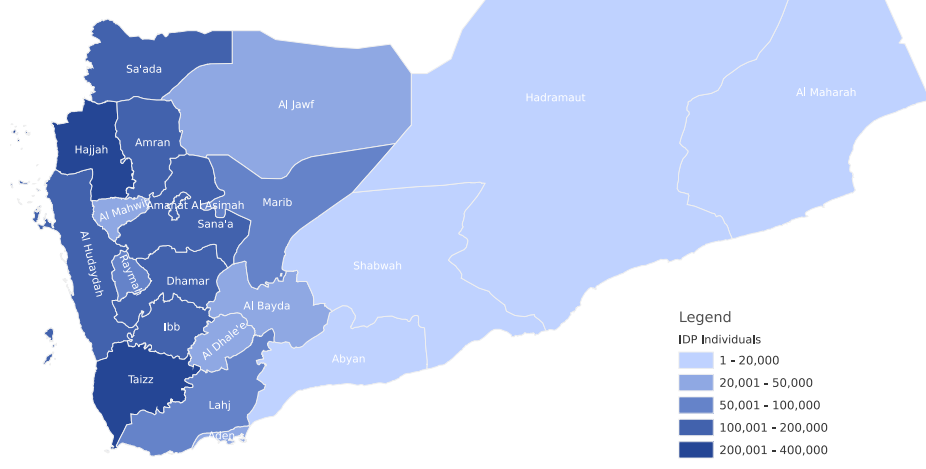
### Where are IDPs coming from?



### Where are returnees located?



### IDPs individuals by governorate



### Key Findings

- 55%** of IDPs are children.
- 11.3%** of the total population of Yemen remain displaced or have returned to their areas of origin.
- 75%** of conflict IDPs originate from four governorates: Taizz (25%), Hajjah (19%), Amanat Al Asimah (16%) and Sa'ada (15%).
- 74%** of conflict returnees are located in four governorates: Aden (38%), Amanat Al Asimah (21%), Taizz (8%) and Lahj (7%).
- 70%** of conflict IDPs are located in seven governorates: Hajjah (20%), Taizz (14%), Amanat Al Asimah (8%), Amran (7%), Dhamar (7%), Sana'a (7%) and Ibb (7%).
- 21%** of the IDP population reside in collective centers (CC) or spontaneous settlements (SS).
- 84%** Of IDPs have been displaced for more than one year.