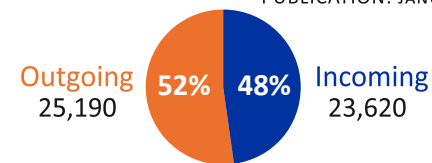


PUBLICATION: JANUARY 2020

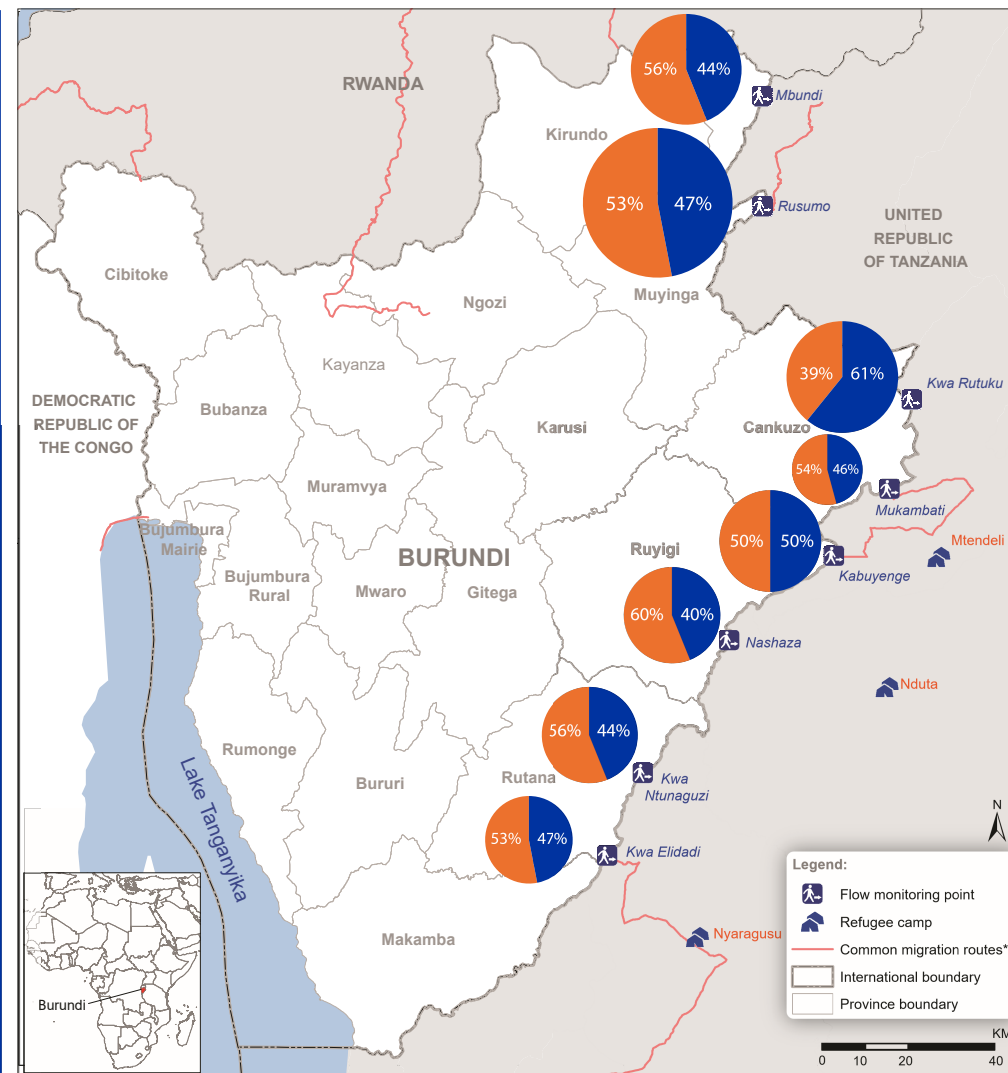
MOVEMENTS OBSERVED

48,810

MIGRATION FLOWS

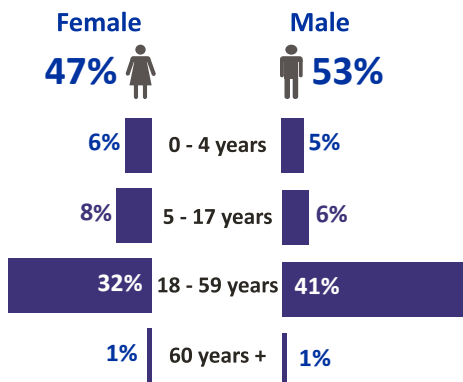


- 91%** of movements are of **Burundian** nationals
- 9%** of movements are nationals of the **United Republic of Tanzania**
- 60%** of movements have an intended **duration of stay of less than a day**
- 60%** of movements are for **economic reasons** for less than **6 months**
- 14%** of migrants observed are **pregnant and/or lactating women**
- 25%** of migrants observed are **children under 18 years old**
- 94%** of **outgoing migrants** are **Burundian** nationals
- 67%** of **Burundians** traveled for **economic reasons**
- 53%** of movements were with **small boats** at water crossings
- 30%** of movements were recorded at the **Rusumo flow monitoring point in Muyinga**



© IOM Burundi - Reference Map (November 2019)
 This map is for illustration purposes only. Names and boundaries on this map do not imply official endorsement or acceptance by IOM. *Does not include all migration routes.

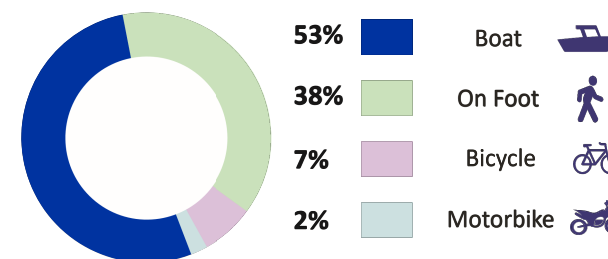
DEMOGRAPHICS



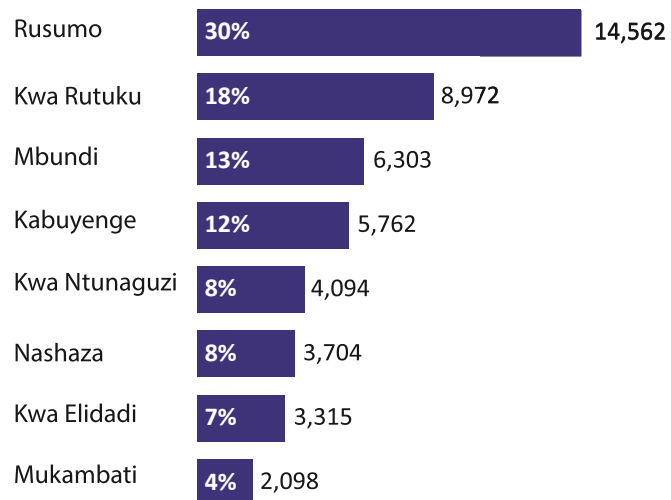
VULNERABILITIES



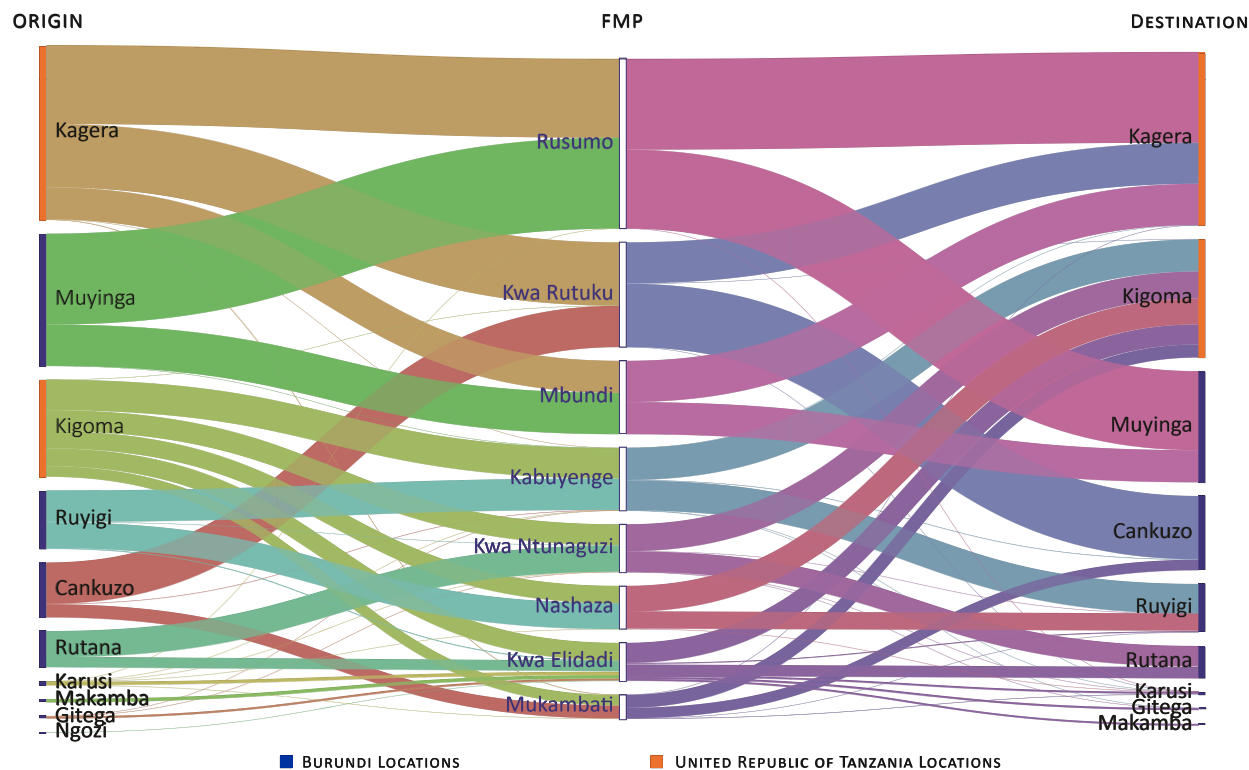
MEANS OF TRANSPORT



MIGRANTS OBSERVED



BURUNDI - TANZANIA BORDER FLOWS

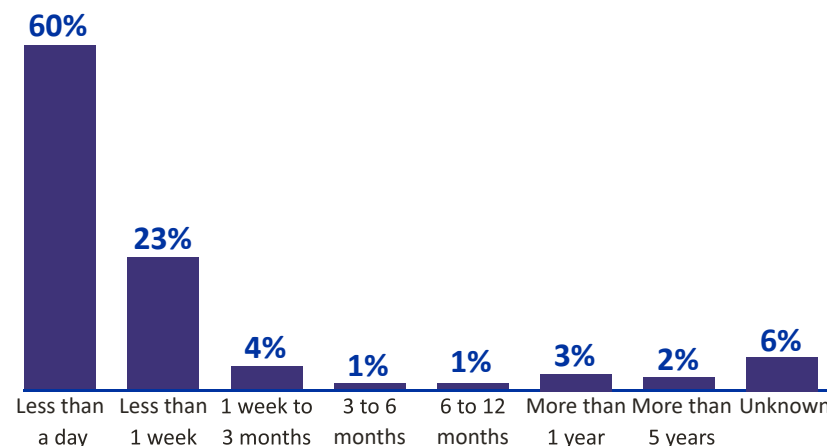


TYPE OF FLOWS

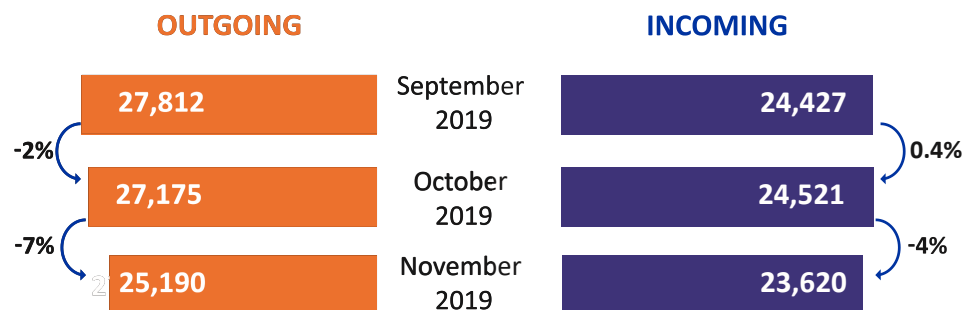
Type of flows *	Total	Outflow	Inflow
Economic migration (Daily movements)	47%	63%	
Return to habitual residence	15%	3%	
Economic migration (< 6 months)	13%	10%	
Family visits	7%	7%	
Seasonal migration	5%	9%	
Goods purchasing	4%	3%	
Economic migration (Unknown duration of stay)	2%	1%	
Health care	2%	1%	
Economic migration (> 6 months)	2%	<1%	
Tourism	2%	1%	
Other	1%	1%	

* Economic migration: Migratory movements for which the motive is the search of economic opportunities.
 Return to habitual residence: Movements of migrants returning home after a voluntary trip.
 Family visits: Movements of migrants to visit family or participate in social events and whose duration of stay does not exceed 3 months.
 Goods purchasing: Movements of migrants to buy consumer goods.
 Seasonal migration: Migration due to changes in the climate.
 Health care: Migration for basic or specialized health care.
 Tourism: Migration to visit touristic sites.
 Other: Movement for other reasons.

INTENDED DURATION OF STAY



OUTGOING/INCOMING TRENDS



METHODOLOGY

Flow Monitoring is a component of the DTM methodology aimed at providing information on population movements at points of transit. Flow Monitoring provides information on trends on key variables at locations of high mobility.

Data collection is carried out at 8 Flow Monitoring Points (FMPs) located at unofficial Points of Entry (PoEs) in the provinces of Cankuzo and Muyinga since October 2018 and in the Provinces of Rutana and Ruyigi since November 2018. The movements are observed and recorded 7 days per week (from 6 am to 6 pm) at Flow Monitoring Points and enumerators conduct interviews with migrants to collect information on migration flows. Data in this report covers the period between 1 and 30 November 2019. Short-term movements for market visits are not considered during observations.