










This section draws attention to the urgent needs that require action in the camps.

Snapshot of 56 Total Displacement Sites	
 <p>CCCM</p> <ul style="list-style-type: none"> 100% of all Sites are Managed by the DSWD or the LGU 89% of all Sites have Site Management Committees 	 <p>WASH</p> <ul style="list-style-type: none"> 91% of the sites do not have Complaints on the Quality of the Water 64% of the sites had Off-Site water sources 89% of sites had no toilets which were adapted to the needs of vulnerable groups. 73% of all toilets are in safe distances from the shelters 75% of all sites have separate toilets for Men and Women. 89% of all sites have mosquito problems 64% of all sites have a solid waste problem 62% of all sites have a drainage problem
 <p>SHELTER</p> <ul style="list-style-type: none"> 66% have Safe On-Site Cooking Counters 79% of Sites are considered Vulnerable to Natural Hazards 64% of Sites do not have On-Site Electricity 	 <p>PROTECTION</p> <ul style="list-style-type: none"> 69% of all sites do not have 24 hour security in the displacement site 87% of all sites do not have women friendly spaces 82% of all sites do not have child friendly spaces 98% of all sites do not have services or facilities for the elderly and the chronically ill 96% of all sites do not have services or facilities for persons with disabilities
 <p>HEALTH</p> <ul style="list-style-type: none"> 61% of all sites do not have health services being provided 82% of all sites do not have psychosocial services available at their sites 53% of all sites do not have a referral system in place 	
 <p>EDUCATION</p> <ul style="list-style-type: none"> In 100% of the sites, IDPs say that their children are able to go to school 87% of all sites do not have informal education activities being conducted 80% of all sites do not have temporary learning spaces. 	 <p>FOOD AND NUTRITION</p> <ul style="list-style-type: none"> 80% do not have Supplementary Feeding for Children 98% do not have Supplementary Feeding for Breastfeeding Mothers 87% do not have malnutrition screening

Introduction

This DTM Issue will review the weekly situation of the camps to provide timely information to the cluster partners on what is happening in the camps especially on the needs that should be addressed and the gaps that partners can fill. Data for this issue was collected from Feb 11 – 13, 2014 and covers the period from Jan 24 - Feb 9, 2014.



San Vicente Bunkhouse, Basey, Eastern Samar



SERVICES TO THE SITES BY CLUSTER PARTNERS DURING REPORTING PERIOD

Bunkhouse Support Plan

- Ormoc CCCM Cluster completed Improvement Plan for their 2 sites worth P 600T
- Guiuan CCCM Cluster provided drainage systems, backfilling of waterlogged areas and installation of cooking counters in Guiuan Bunkhouse Sites
- DPWH Contractor made improvements at Bunkhouses in Barangay Tacuranga, Palo

Evacuation Center Improvements

- WASH Cluster provided Water Bladder at Tacloban City People's Center EC
- Cluster provided 149 privacy partitions in the Astrodome and San Fernando EC
- Cluster provided 14 improved temporary shelters at Tacloban Astrodome EC
- Cluster provided 15 cooking counters in various ECs in Tacloban

Food

- DSWD provided one food pack per month for IDPs in Registered Evacuation Centers.

Health

- Mobile Clinics from the Health cluster provided health services to 6 ECs in Tacloban City.

Education


- Education cluster provided Child Friend Spaces in various ECs.

Protection

- Orientations on Protection were given to DSWD, LGU, AFP and IDP Leaders.

PRIORITY NEEDS OF DISPLACEMENT SITES

- Closure of schools still being used as Evacuation Centers
- Closure of evacuation centers located in hazardous areas i.e. seaside areas
- Improvement of evacuation center facilities
- Improvement of WASH facilities
- Basic facilities for Vulnerable Groups
- Regular food distribution



DEVELOPING TRENDS

- Stronger coordination among cluster partners
- Movement of IDPs from Evacuation Centers into Transitional Sites like Bunkhouses
- Temporary Shelters made of Donated Full Indigenous Houses (Operation Blessing)



Site Profiles Now Available at the CCCM Website

The Site Profiles provide information specific to the displacement sites and are designed to inform CCCM Cluster Partners about the situation of individual camps. The goal is to provide cluster partners with timely information to guide their operational decisions and services.

The Site Profiles will be updated regularly and will provide contact information as well as basic demographic data and information on different sectors.

For additional information, please visit:

<http://cccmphilippines.iom.int/dtm-main>

For queries, please contact:

Camilo G. Gudmalin

Assistant Secretary - Operations and Programs Group, DSWD
Email: cggudmalin@dswd.gov.ph

Rex Arnold R. Alamban

International Organization for Migration (IOM)
Email: ralamban@iom.int



DSWD



IOM • OIM

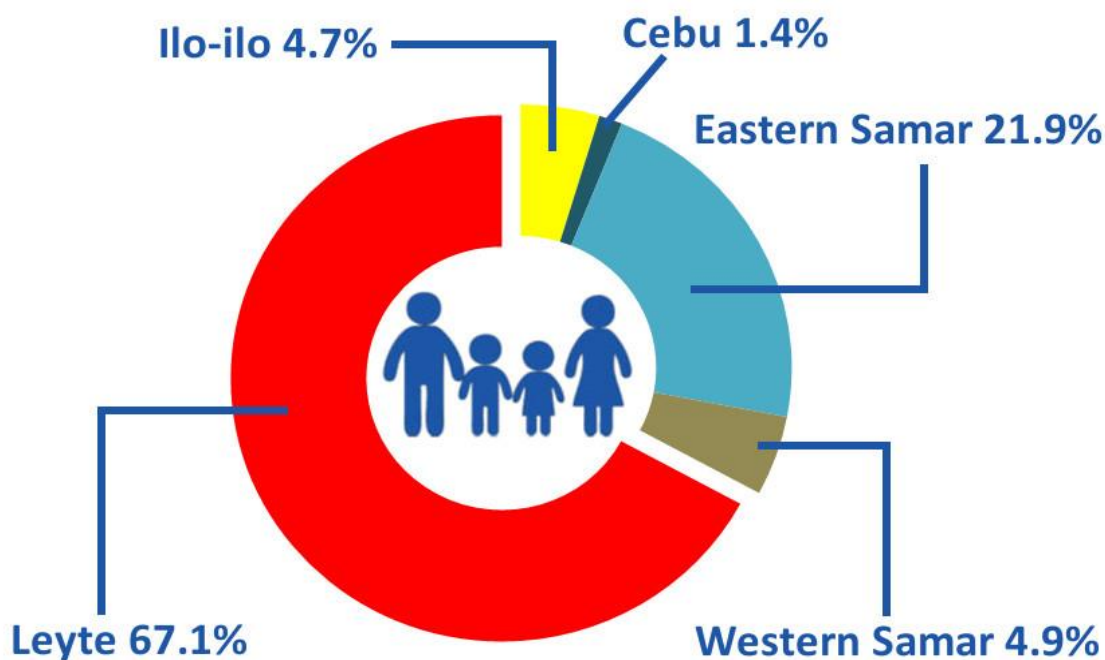
II. Section I: Summary of DTM Results Across All Five Hubs

Displacement Site per Province and Per Type

Number of Families by Site Type

Province	Evacuation Centers (20 %)		Tent City (25%)		Spontaneous Settlement (2%)		Transitional Site (53%)		Total Sites	Total Families	% of Families
	# Sites	# Fams	# Sites	# Fams	# Sites	# Fams	# Sites	# Fams			
Iloilo	0	0	1	153	1	12	1	17	3	182	5
Cebu	0	0	1	53	0	0	0	0	1	53	1
Eastern Samar	0	0	1	109	0	0	26	744	27	853	22
Western Samar	0	0	0	0	0	0	1	190	1	190	5
Leyte	11	1406	11	1048	0	0	2	158	25	2612	67
Total	11	1406	14	1363	1	12	30	1109	57	3890	100
Percentage	20%	36%	25%	35%	2%	0%	53%	29%	100 %	100%	

There are a total of 56 displacement sites covered by this report which is an increase of 9 % from the previous report. This is due to a 100 percent increase in transitional sites which increased from 15 to 30 sites; thus comprising 53% of all displacement sites. This will increase further in the coming weeks because there are at least 18 bunkhouse sites that have not yet opened.



Distribution of Haiyan Affected-Families

Location	Population		Persons with Special Needs				
	# Fams	# Indivs	Pregnant Women	Breastfeeding Mothers	Persons with Disability	Persons w/ Chronic Diseases	Single Headed Families
Iloilo	182	770	0	5	4	0	0
Cebu	53	194	0	4	0	0	12
Eastern Samar	853	4018	39	139	37	3	96
Western Samar	190	868	6	23	4	6	0
Leyte	2612	11249	104	240	24	18	142
Total	3890	17099	149	411	69	27	250

There are 3890 families in the 56 displacement sites with a total of 17,099 individuals. There are a total of 149 women who are pregnant and 411 who are breastfeeding. Also out of this population, there are 69 persons with disabilities, and 27 identified with chronic illnesses. Out of 3890 families, 250 are single headed families.

Site Name	Site Management				Shelter					
	Are there SMCs?		Are IDPs in SMCs?		W/ Safe Cooking Counters		Vulnerable to Natural Hazards		With On-site Electricity	
	Yes	No	Yes	No	Yes	No	Yes	No	Yes	No
Iloilo	1	2	1	2	2	1	1	2	1	2
Cebu	1	0	1	0	1	0	0	1	1	0
Eastern Samar	27	0	27	0	23	4	27	0	16	11
Western Samar	1	0	1	0	0	1	0	1	0	1
Leyte	20	4	19	5	11	13	16	8	2	22
Total	50	6	49	7	37	19	44	12	20	36
Percentage	89 %	11 %	87 %	13 %	66 %	34 %	79 %	21 %	36 %	64 %

In terms of site management, all sites are covered by the DSWD or the LGU. There are 50 sites or 89% who have site management committees and 49 sites or 87 % say they have IDPs in the site management committees.

Only 66% (37 sites) have safe on-site cooking counters in locations not near the living spaces of the IDPs. 79% (44 sites) are considered vulnerable to natural hazards i.e. located less than 40 meters from the sea, located in low lying areas, or located in landslide prone areas. Only 20 sites or 36% have on-site electricity.



IDP Leaders Elections at San Fernando EC, Tacloban



Portalets at Streetlight EC at Tacloban City

Site Name	Food and Nutrition						WASH					
	Supplementary Feeding For Children		Supplementary Feeding For Mothers		Malnutrition Screening		Complaints on water Quality		Main Sources of Water On/Off Site		No of toilets for Special Needs	
	Yes	No	Yes	No	Yes	No	Yes	No	On-Site	Off-Site	Yes	No
Iloilo	0	3	0	3	0	3	0	3	0	3	0	3
Cebu	1	0	0	1	1	0	0	1	1	0	0	1
Eastern Samar	0	27	0	27	0	27	1	26	4	23	0	27
Western Samar	0	1	0	1	0	1	0	1	1	0	0	1
Leyte	10	14	1	23	6	18	4	20	14	10	1	23
Total	11	45	1	55	7	49	5	51	20	36	1	55
Percentage	20%	80%	2%	98%	13%	87%	9%	91%	36%	64%	2%	98%

Only 11 sites or 20% were reported to have supplementary feeding for children. 55 sites or 98% reported no supplementary feeding for breastfeeding mothers. Only 7 sites or 13% said that malnutrition screening was done in their site.

Only 5 sites or 9% had complaints on the quality of the water available in their site. 20 sites or 36% had On-Site water sources while 36 sites or 64% had Off-Site water sources. Majority of the sites (86% or 48 sites) reported that all IDPs in the site had water containers.

Only one site out of 56 or 2% said that they had toilets that were adapted to the needs of vulnerable groups while 55 sites or 89% said that no toilets were adapted to the needs of vulnerable groups.

Site Name	WASH											
	Toilets – Safe Distance From Shelters		Separate M & F toilets		Toilets & Bathrooms Well lit		With Mosquito Problem		With Solid Waste Problem		With Drainage Problem	
	Yes	No	Yes	No	Yes	No	Yes	No	Yes	No	Yes	No
Iloilo	0	3	2	1	2	1	1	2	0	3	0	3
Cebu	1	0	1	0	1	0	0	1	0	1	0	1
Eastern Samar	25	2	25	2	25	2	27	0	18	9	20	7
Western Samar	0	1	1	0	1	0	1	0	1	0	1	0
Leyte	15	9	13	11	13	11	21	3	17	7	14	10
Total	41	15	42	14	42	14	50	6	36	20	35	21
Percentage	73%	27%	75%	25%	75%	25%	89%	11%	64%	36%	62%	38%

Out of 56 sites, 41 or 73% say that the toilets are a safe distance from their shelters while 75% or 42 sites say that there are separate toilets for men and women. There are 42 sites or 75% reported to have toilets and bathroom areas which are well lit.

There are 50 sites or 89% who say that there is a mosquito problem in their area while 36 sites or 64% say that they have a solid waste problem. At least 62% or 35 sites say they have a drainage problem in their area.

Item Name	Health						Education					
	Health Services Being provided		Psychosocial Services being Provided		Health Referral System in Place		Children Attending school		Informal education activities		Temporary Learning spaces	
	Yes	No	Yes	No	Yes	No	Yes	No	Yes	No	Yes	No
Iloilo	0	3	0	3	0	3	3	0	0	3	0	3
Cebu	1	0	1	0	1	0	1	0	1	0	1	0
Eastern Samar	10	17	0	27	15	12	27	0	1	26	4	23
Western Samar	0	1	0	1	0	1	1	0	0	1	0	1
Leyte	11	13	9	15	10	14	24	0	5	19	6	18
Total	22	34	10	46	26	30	56	0	7	49	11	45
Percentage	39%	61%	18%	82%	47%	53%	100%	0%	13%	87%	20%	80%

There are 22 sites or 39% who say health services are being provided on site while 10 sites or 18% say that psychosocial services are available at their sites. There are 26 sites or 47% who say that health referral systems are in place in their site. All sites say that their children are able to go to school while only 7 sites or 13% say that informal education activities are being conducted at their sites. Only 11 sites or 20% of all sites have temporary learning spaces.

Site Name	Protection Services and Facilities											
	24 hour Security		Women Friendly Space		Child Friendly Space		Elderly		PWDs		Single Headed HH	
	Yes	No	Yes	No	Yes	No	Yes	No	Yes	No	Yes	No
Iloilo	0	3	0	3	0	3	0	3	0	3	0	3
Cebu	1	0	0	1	0	1	0	1	0	1	0	1
Eastern Samar	6	21	1	26	2	25	0	27	0	27	0	27
Western Samar	0	1	0	1	1	0	0	1	0	1	0	1
Leyte	10	14	6	18	7	17	1	23	2	22	0	24
Total	17	39	7	49	10	46	1	55	2	54	0	56
Percentage	31%	69%	13%	87%	18%	82%	2%	98%	4%	96%	0%	100%

There are 17 sites or 31% who say that there is 24 hour security in their displacement site. Only 7 sites or 13% have women friendly spaces. Only 10 sites or 18% have child friendly spaces. There are almost no services and facilities for persons with special needs in all the displacement sites. 98% of all sites do not have services or facilities for the elderly. 96% of all sites do not have services and facilities for persons with disabilities. For single headed households, no site reported any services or facilities for the group.



III. Section II: DTM Results by Island Where the Hubs are Located

Master list of 56 Displacement					
Municipality or City	Barangay	Site Name	Site Type	# Fams	# Indivs
Iloilo Province					
Concepcion	Bakajawan	1.Bakajawan TS ✓	Transitional Site	17	83
Estancia	Botongon	2.NIPSC TC	Tent Cities	153	620
Batad	Tanao	3.Tabonan SS	Spontaneous Settl.	12	67
Cebu Province					
Cebu City	Inayawan	4.Family Rebuilding Center TC	Tent City	53	194
Eastern Samar Province					
Balangkayan	Brgy. 01	5.Brgy 1 (BH) TS	Transitional Site	24	151
Borongan City	Sabang	6.Brgy Sabang, Suribao (BH) TS	Transitional Site	24	100
Borongan City	Sabang	7.Brgy. Sabang, Nabyawan (BH) TS	Transitional Site	22	93
Giporlos	Parena	8.Brgy. Parena (BH) TS	Transitional Site	48	225
Giporlos	Paya	9.Brgy. Paya (BH) TS ✓	Transitional Site	35	188
Guiuan	Brgy. 06	10.Brgy 6 Terminal Station (BH) TS ✓	Transitional Site	36	180
Guiuan	Brgy. 12	11.Brgy. 12 (BH) TS ✓	Transitional Site	24	88
Guiuan	Cagdara-o	12.Brgy. Cagdara-o (BH) TS	Transitional Site	24	107
Guiuan	Campoyong	13.Brgy. Campoyong (BH) TS	Transitional Site	47	236
Guiuan	Lupok	14.Brgy. Lupok (BH) TS	Transitional Site	24	124
Guiuan	Salug	15.Brgy. Salug (BH) TS ✓	Transitional Site	15	90
Guiuan	Sapao	16.Brgy. Sapao (BH) TS ✓	Transitional Site	48	220
Guiuan	Sapao	17.Brgy. Sapao, San Roque (BH) TS ✓	Transitional Site	48	234
Guiuan	Surok	18.Brgy. Surok (BH) TS ✓	Transitional Site	24	119
Guiuan	Salug	19.Brgy. Salug (ESSU) TC	Tent City	109	509
Hernani	Batang	20.Brgy. Batang (BH) TS ✓	Transitional Site	48	194
Hernani	Brgy. 03	21.Brgy. 03 (BH) TS	Transitional Site	23	123
Hernani	Carmen	22.Brgy. Carmen, Proper (BH) TS	Transitional Site	24	106
Hernani	Carmen	23.Brgy. Carmen, Lubang (BH) TS	Transitional Site	24	108
Hernani	Garawon	24.Brgy. Garawon (BH) TS ✓	Transitional Site	21	120
Maydolong	Brgy. 05	25.Brgy. 04 (BH) TS ✓	Transitional Site	23	108
Mercedes	Busay	26.Brgy. Busay (BH) TS	Transitional Site	24	131
Quinapondan	Bagte	27.Brgy. Bagte (BH) TS ✓	Transitional Site	24	96
Quinapondan	Brgy. 07	28.Brgy. 7 (BH) TS ✓	Transitional Site	23	105
Quinapondan	Naga	29.Brgy. Naga (BH) TS	Transitional Site	23	83
Salcedo	Asgad	30.Brgy. Asgad (BH) TS ✓	Transitional Site	20	81
Salcedo	Jagnaya	31.Brgy. Jagnaya (BH) TS	Transitional Site	24	99
Western Samar Province					
Basey	Bangon	32.San Vicente (BH) TS	Transitional Site	190	868
Leyte Province					
Palo	Baras	33.Government Center TS	Transitional Site	44	222
Tacloban	Brgy. 1 & 4	34.Street Light Bldg. EC	Evacuation Center	48	50
Tacloban	Brgy. 23	35.Kapangian Central School EC	Evacuation Center	72	327
Tacloban	Brgy. 50-A	36.People Center EC	Evacuation Center	105	448
Tacloban	Brgy. 25	37.Rizal Central School EC	Evacuation Center	272	1135

Tacloban	Brgy. 31	38.Martinez Building EC	Evacuation Center	33	140
Tacloban	Brgy. 41	39.Leyte National High School EC	Evacuation Center	62	215
Tacloban	Brgy. 54	40.San Fernando Central School EC	Evacuation Center	334	1303
Tacloban	Brgy. 61	41.TaclobanCityConventionCenterEC	Evacuation Center	410	1876
Tacloban	Brgy. 68	42.Anibong Elementary School EC	Evacuation Center	20	40
Tacloban	Brgy. 74	43.SagkahanNational High School EC	Evacuation Center	21	92
Tacloban	Brgy. 83-A	44.Brgy.83- A Health Center EC	Evacuation Center	29	121
Tacloban	Brgy. 88	45.Mahusay Beach TC	Tent City	116	519
Tacloban	Brgy. 88	46.Brgy 88 San Jose Old Terminal TC	Tent City	127	588
Tacloban	Brgy. 88	47.Brgy. 88 Costa Brava TC	Tent City	140	443
Tacloban	Brgy. 88	48.Brgy. 88 Alimasag TC	Tent City	38	171
Tacloban	Brgy. 88	49.Brgy. 88 Fisherman-Timex TC	Tent City	172	812
Tacloban	Brgy. 88	50.Brgy. 88 Baloc 1 TC	Tent City	110	607
Tacloban	Brgy. 88	51.Brgy. 88 Sandy Beach TC	Tent City	61	283
Tacloban	Brgy. 88	52.Brgy. 88, Baloc II TC	Tent City	27	126
Tacloban	Brgy. 95	53.Motocross (BH) TS✓	Transitional Site	114	458
Tanauan	Buntay	54.Our Lady of Assumption TC	Tent City	38	170
Tanauan	Canramos	55.Tanauan Central School II TC	Tent City	109	404
Tanauan	Canramos	56.Tanauan National High School TC	Tent City	110	699
Totals				3890	17099

✓ Check Marks in the Above List shows the sites that were not open in the last DTM Report

List of 10 Sites that Closed Since the Last DTM Report	
R. Davidas Civic Center Evacuation Center, Iloilo	ES Park Inn Evacuation Center, Tacloban City
Concepcion Central School Tent City, Iloilo	Iglesia Ni Cristo Evacuation Center, Tacloban City
Naputo Bldg. Evacuation Center, Guiuan	EVSU Evacuation Center, Tacloban City
Salvacion Elementary School Evacuation Center, Palo	Antivo Property Spontaneous Site, Tacloban City
Avon Building Evacuation Center, Tacloban City	San Jose Elementary School Evacuation Center, Tacloban City

A. Iloilo and Cebu Province

Site Name	Population		Persons with Special Needs				
	# Fams	# Indivs	Pregnant Women	Breastfeeding Mothers	Persons with Disability	Persons w/ Chronic Diseases	Single Headed Families
Iloilo Province							
1.Bakajawan TS	17	83	0	5	1	0	0
2.NIPSC TC	153	620	0	0	0	0	0
3.Tabonan SS	12	67	0	0	3	0	0
Cebu Province							
4.Family Rebuilding Center TC	53	194	0	4	0	0	12
Totals	235	964	0	9	4	0	12

There are 235 families in the 4 displacement sites with a total of 964 individuals in the provinces of Iloilo and Cebu. Out of the female population, there are no pregnant women and only 9 who are breastfeeding. There are 4 persons with disability and none with chronic illnesses. Out of 235 families, 12 are single headed families.

Site Name	Are there SMCs?	Are IDPs in SMCs?	W/ Safe Cooking Counters	Vulnerable to Natural Hazards	With On-site Electricity
Iloilo Province					
1.Bakajawan TS	X	X	✓	✓	X
2.NIPSC TC	✓	✓	✓	✓	✓
3.Tabonan SS	X	X	X	X	X
Cebu Province					
4.Family Rebuilding Center TC	✓	✓	✓	✓	✓

In terms of site management, all sites are covered by the DSWD or the LGU. There are 2 sites out of 4 that have site management committees and 2 sites out of 4 with IDPs in the site management committees. There are 3 sites out of 4 who say they have safe on-site cooking counters in locations not near the living spaces of the IDPs. There are 3 sites out of 4 which are considered vulnerable to natural hazards like being located less than 40 meters from the sea or are found in low lying grounds or landslide prone areas. Only 2 sites out of 4 have on-site electricity.

Site Name	Food and Nutrition			WASH		
	Supplementary Feeding For Children	Supplementary Feeding For Mothers	Malnutrition Screening	No Complaints on water Quality	On Site Sources of Water	With toilets for Special Needs
Iloilo Province						
1.Bakajawan TS	X	X	X	✓	X	0
2.NIPSC TC	X	X	X	✓	X	0
3.Tabonan SS	X	X	X	✓	X	0
Cebu Province						
4.FamilyRebuildingCtrTC	✓	X	✓	✓	✓	0

Only 1 site out of 4 say that there are supplementary feeding for children and all 4 sites say there are no supplementary feeding for breastfeeding mothers. Only 1 site out of 4 said that malnutrition screening was done in their site.

No site stated that they had complaints on the quality of the water available in their site while only 1 site out of 4 had On-Site water sources. None of the sites said that they had toilets that were adapted to the needs of vulnerable groups.

Site Name	WASH					
	Toilets – Safe Distance	Separate M & F toilets	Toilets Well lit	With Mosquito Problem	With Solid Waste Problem	With Drainage Problem
Iloilo Province						
1.Bakajawan TS	X	✓	✓	X	X	X
2.NIPSC TC	X	✓	✓	X	X	X
3.Tabonan SS	X	X	X	✓	X	X
Cebu Province						
4.Family Rebuilding Ctr TC	✓	✓	✓	X	X	X

Out of 4 sites only 1 reported that the toilets are a safe distance from their shelters while 3 sites out of 4 say that there are separate toilets for men and women. There are 3 sites out of 4 who say that their toilets and bathroom areas are well lit.

There is only 1 site out of 4 that reported a mosquito problem in their area while all 4 sites say that they have a solid waste problem. All 4 sites say they have a drainage problem in their area.

Site Name	Health			Education		
	Health Services Being provided	Psychosocial Services being Provided	Health Referral System in Place	Children Attending school	Informal education Activities	With Temporary Learning spaces
Iloilo Province						
1.Bakajawan TS	X	X	X	✓	X	X
2.NIPSC TC	X	X	X	✓	X	X
3.Tabonan SS	X	X	X	✓	X	X
Cebu Province						
4.FamilyRebuildingCtrTC	✓	✓	✓	✓	✓	✓

There is only 1 site out of 4 who say health services are being provided on site while only 1 site out of 4 who say that psychosocial services are available at their sites. There is only 1 site out of 4 who say that health referral systems are in place in their site. All sites say that their children are able to go to school while only 1 sites out of 4 who say that informal education activities are being conducted at their sites. Only 1 site out of 4 has temporary learning spaces.



NFI Distribution in Tacloban City



IDP Movement in Tacloban City

Site Name	Protection Services and Facilities					
	24 hr Security	Women Friendly Space	Child Friendly Space	Elderly	PWDs	Single Headed HH
Iloilo Province						
1.Bakajawan TS	X	X	X	X	X	X
2.NIPSC TC	X	X	X	X	X	X
3.Tabonan SS	X	X	X	X	X	X
Cebu Province						
4.FamilyRebuildingCtrTC	✓	X	X	X	X	X

There is only 1 site out of 4 who say that there is 24 hour security in their displacement site. None of the sites have a women friendly space or child friendly space. There are almost no services and facilities for persons with special needs in all the displacement sites. No site has services or facilities for the elderly. There are also no sites that are reported to have any services or facilities for persons with disabilities.

B. Samar Island

Site Name	Population		Persons with Special Needs				
	# Fams	# Indivs	Pregnant Women	Breast feeding Mothers	Persons with Disability	Persons w/ Chronic Diseases	Single Headed Families
Eastern Samar							
1.Brgy 1 (BH) TS	24	151	1	3	4	0	3
2.Brgy Sabang, Suribao (BH) TS	24	100	2	10	0	0	3
3.Brgy Sabang, Nabyawan (BH) TS	22	93	0	5	5	0	6
4.Brgy Parena (BH) TS	48	225	4	6	2	1	7
5.Brgy Paya (BH) TS	35	188	2	8	2	0	4
6.Brgy 6 Terminal Station (BH) TS	36	180	2	5	0	0	2
7.Brgy 12 (BH) TS	24	88	1	9	0	0	8
8.Brgy Cagdara-o (BH) TS	24	107	3	4	2	0	0
9.Brgy Campoyong (BH) TS	47	236	2	7	1	0	0
10.Brgy Lupok (BH) TS	24	124	0	4	1	0	0
11.Brgy Salug (BH) TS	15	90	1	5	0	0	0
12.Brgy Sapao (BH) TS	48	220	4	5	0	0	2
13.Brgy Sapao, San Roque (BH) TS	48	234	1	6	1	0	2
14.Brgy Surok (BH) TS	24	119	1	6	1	0	4
15.Brgy Salug (ESSU) TC	109	509	4	14	1	0	2
16.Brgy Batang (BH) TS	48	194	0	0	0	0	0
17.Brgy 03 (BH) TS	23	123	1	2	1	1	4
18.Brgy Carmen, Proper (BH) TS	24	106	1	6	0	1	6
19.Brgy Carmen, Lubang (BH) TS	24	108	0	2	1	0	6
20.Brgy Garawon (BH) TS	21	120	1	15	6	0	4
21.Brgy 04 (BH) TS	23	108	1	4	0	0	5
22.Brgy Busay (BH) TS	24	131	0	1	5	0	3
23.Brgy Bagte (BH) TS	24	96	2	5	0	0	4
24.Brgy 7 (BH) TS	23	105	1	2	0	0	2
25.Brgy Naga (BH) TS	23	83	1	1	2	0	5
26.Brgy Asgad (BH) TS	20	81	2	1	1	0	5
27.Brgy Jagnaya (BH) TS	24	99	1	3	1	0	9
Western Samar							
1.San Vicente (BH) TS	190	868	6	23	4	6	0
Total	1043	4886	45	162	41	9	96

There are 1,043 families in the 28 displacement sites in Samar Island with a total of 4,886 individuals.

- 45 women are Pregnant
- 162 mothers are Breastfeeding
- 41 Individuals are Persons with Disability (PWDs)
- 9 persons are with Chronic Illness
- 96 are Single Headed Families

Site Name	Site Management		Shelter		
	Are there SMCs?	Are IDPs in SMCs?	W/ Safe Cooking Counters	Vulnerable to Natural Hazards	With On-site Electricity
Eastern Samar					
1.Brgy. 1 (BH) TS	✓	✓	✓	X	X
2.Brgy. Sabang, Suribao (BH) TS	✓	✓	✓	X	✓
3.Brgy. Sabang, Nabyawan (BH) TS	✓	✓	✓	X	✓
4.Brgy. Parena (BH) TS	✓	✓	✓	X	✓
5.Brgy. Paya (BH) TS	✓	✓	✓	X	X
6.Brgy. 6 Terminal Station (BH) TS	✓	✓	X	X	✓
7.Brgy. 12 (BH) TS	✓	✓	✓	X	✓
8.Brgy. Cagdara-o (BH) TS	✓	✓	✓	X	✓
9.Brgy. Campoyong (BH) TS	✓	✓	✓	X	✓
10.Brgy. Lupok (BH) TS	✓	✓	X	X	✓
11.Brgy. Salug (BH) TS	✓	✓	✓	X	✓
12.Brgy. Sapao (BH) TS	✓	✓	✓	X	✓
13.Brgy. Sapao, San Roque (BH) TS	✓	✓	✓	X	✓
14.Brgy. Surok (BH) TS	✓	✓	X	X	✓
15.Brgy. Salug (ESSU) TC	✓	✓	✓	X	✓
16.Brgy. Batang (BH) TS	✓	✓	✓	X	X
17.Brgy. 03 (BH) TS	✓	✓	✓	X	X
18.Brgy. Carmen, Proper (BH) TS	✓	✓	✓	X	X
19.BrgyCarmen,Lubang (BH) TS	✓	✓	✓	X	X
20.Brgy. Garawon (BH) TS	✓	✓	✓	X	X
21.Brgy. 04 (BH) TS	✓	✓	X	X	X
22.Brgy. Busay (BH) TS	✓	✓	✓	X	✓
23.Brgy. Bagte (BH) TS	✓	✓	✓	X	X
24.Brgy. 7 (BH) TS	✓	✓	✓	X	X
25.Brgy. Naga (BH) TS	✓	✓	✓	X	X
26.Brgy. Asgad (BH) TS	✓	✓	✓	X	✓
27.Brgy. Jagnaya (BH) TS	✓	✓	✓	X	✓
Western Samar					
1.San Vicente (BH) TS	✓	✓	X	✓	X

- In terms of site management, all sites are covered by the DSWD or the LGU.
- All sites also have IDPs in the Site Management Committees.
- There are 23 sites out of 28 who have Safe On-Site Cooking Counters in locations not near the living spaces of the IDPs.
- There are 27 sites out of 28 which are considered vulnerable to natural hazards like being located less than 40 meters from the sea or are found in low lying grounds or landslide prone areas.
- Only 16 sites out of 28 have On-Site electricity.

Site Name	Food and Nutrition			WASH		
	Supplementary Feeding For Children	Supplementary Feeding For Mothers	Malnutrition Screening	No Complaints on water Quality	On-Site Main Sources of Water	With toilets for Special Needs
Eastern Samar						
1.Brgy 1 (BH) TS	X	X	X	✓	X	X
2.Brgy Sabang, Suribao (BH) TS	X	X	X	✓	X	X
3.Brgy Sabang, Nabyawan (BH) TS	X	X	X	✓	X	X
4.Brgy Parena (BH) TS	X	X	X	X	X	X
5.Brgy Paya (BH) TS	X	X	X	✓	X	X
6.Brgy 6 Terminal Station (BH) TS	X	X	X	✓	X	X
7.Brgy 12 (BH) TS	X	X	X	✓	X	X
8.Brgy Cagdara-o (BH) TS	X	X	X	✓	✓	0
9.Brgy Campoyong (BH) TS	X	X	X	✓	X	X
10.Brgy Lupok (BH) TS	X	X	X	✓	X	X
11.Brgy Salug (BH) TS	X	X	X	✓	X	X
12.Brgy Sapao (BH) TS	X	X	X	✓	✓	0
13.Brgy Sapao, San Roque (BH) TS	X	X	X	✓	✓	0
14.Brgy Surok (BH) TS	X	X	X	✓	✓	0
15.Brgy Salug (ESSU) TC	X	X	X	✓	X	X
16.Brgy Batang (BH) TS	X	X	X	✓	X	X
17.Brgy. 03 (BH) TS	X	X	X	✓	X	X
18.Brgy Carmen, Proper (BH) TS	X	X	X	✓	X	X
19.Brgy Carmen, Lubang (BH) TS	X	X	X	✓	X	X
20.Brgy Garawon (BH) TS	X	X	X	✓	X	X
21.Brgy 04 (BH) TS	X	X	X	✓	X	X
22.Brgy Busay (BH) TS	X	X	X	✓	X	X
23.Brgy Bagte (BH) TS	X	X	X	✓	X	X
24.Brgy 7 (BH) TS	X	X	X	✓	X	X
25.Brgy Naga (BH) TS	X	X	X	✓	X	X
26.Brgy Asgad (BH) TS	X	X	X	✓	X	X
27.Brgy Jagnaya (BH) TS	X	X	X	✓	X	X
Western Samar						
1.San Vicente (BH) TS	X	X	X	✓	✓	X

- There are no sites that have Supplementary Feeding for Children.
- There are no sites that have Supplementary Feeding for Breastfeeding women.
- There are no sites where Malnutrition Screening was done.
- There is only one site that had Complaints on the quality of the water available in their site.
- Only 5 sites out of 28 had on-Site water sources.
- There are no sites that have toilets that were adapted to the needs of vulnerable groups.

Site Name	WASH					
	Toilets – Safe Distance	Separate M & F toilets	Toilets Well lit	With Mosquito Problem	With Solid Waste Problem	Drainage Problem
Eastern Samar						
1.Brgy 1 (BH) TS	X	X	X	✓	✓	✓
2.Brgy Sabang, Suribao (BH) TS	✓	✓	✓	✓	✓	✓
3.Brgy Sabang, Nabyawan (BH) TS	✓	✓	✓	✓	✓	✓
4.Brgy Parena (BH) TS	✓	✓	✓	✓	✓	✓
5.Brgy Paya (BH) TS	✓	✓	✓	✓	X	✓
6.Brgy 6 Terminal Station (BH) TS	✓	✓	✓	✓	X	✓
7.Brgy 12 (BH) TS	✓	✓	✓	✓	X	✓
8.Brgy Cagdara-o (BH) TS	✓	✓	✓	✓	✓	✓
9.Brgy Campoyong (BH) TS	✓	✓	✓	✓	X	✓
10.Brgy Lupok (BH) TS	✓	✓	✓	✓	X	✓
11.Brgy. Salug (BH) TS	✓	✓	✓	✓	✓	✓
12.Brgy Sapao (BH) TS	✓	✓	✓	✓	X	✓
13.Brgy Sapao, San Roque (BH) TS	✓	✓	✓	✓	X	✓
14.Brgy Surok (BH) TS	✓	✓	✓	✓	X	✓
15.Brgy Salug (ESSU) TC	✓	✓	✓	✓	X	X
16.Brgy Batang (BH) TS	✓	✓	✓	✓	✓	X
17.Brgy 03 (BH) TS	✓	✓	✓	✓	✓	X
18.Brgy Carmen, Proper (BH) TS	✓	✓	✓	✓	✓	✓
19.Brgy Carmen, Lubang (BH) TS	✓	✓	✓	✓	✓	✓
20.Brgy Garawon (BH) TS	X	X	X	✓	✓	✓
21.Brgy 04 (BH) TS	✓	✓	✓	✓	✓	X
22.Brgy Busay (BH) TS	✓	✓	✓	✓	✓	X
23.Brgy Bagte (BH) TS	✓	✓	✓	✓	✓	✓
24.Brgy 7 (BH) TS	✓	✓	✓	✓	✓	✓
25.Brgy Naga (BH) TS	✓	✓	✓	✓	✓	✓
26.Brgy Asgad (BH) TS	✓	✓	✓	✓	✓	X
27.Brgy Jagnaya (BH) TS	✓	✓	✓	✓	✓	X
Western Samar						
1.San Vicente (BH) TS	X	✓	✓	✓	✓	✓

- There are 25 sites out of 28 where the toilets are a safe distance from their shelters.
- There 26 sites out of 28 have toilets that separate toilets for men and women.
- There are 26 sites out of 28 who say that their toilets and bathroom areas are well lit.
- All 28 sites say that there is a mosquito problem in their area.
- There are 19 sites out of 28 say that they have a solid waste problem.
- There are 21 sites out of 28 who say they have a drainage problem in their area.

Site Name	Health			Education		
	Health Services Being provided	Psychosocial Services being Provided	Health Referral System in Place	Children Attending school	Informal education Activities	With Temporary Learning spaces
Eastern Samar						
1.Brgy 1 (BH) TS	X	X	X	✓	X	X
2.Brgy Sabang, Suribao (BH) TS	X	X	X	✓	X	X
3.Brgy Sabang, Nabyawan(BH) TS	X	X	X	✓	X	X
4.Brgy Parena (BH) TS	X	X	✓	✓	X	X
5.Brgy Paya (BH) TS	X	X	✓	✓	X	X
6.Brgy 6 Terminal Station (BH) TS	✓	X	✓	✓	X	✓
7.Brgy 12 (BH) TS	✓	X	✓	✓	X	X
8.Brgy Cagdara-o (BH) TS	✓	X	✓	✓	X	X
9.Brgy Campoyong (BH) TS	✓	X	✓	✓	X	X
10.Brgy Lupok (BH) TS	✓	X	✓	✓	X	X
11.Brgy Salug (BH) TS	✓	X	✓	✓	X	X
12.Brgy Sapao (BH) TS	✓	X	✓	✓	X	✓
13.Brgy Sapao, San Roque (BH) TS	✓	X	✓	✓	X	✓
14.Brgy Surok (BH) TS	✓	X	✓	✓	X	X
15.Brgy Salug (ESSU) TC	✓	X	✓	✓	X	✓
16.Brgy Batang (BH) TS	X	X	✓	✓	X	X
17.Brgy 03 (BH) TS	X	X	X	✓	X	X
18.Brgy Carmen, Proper (BH) TS	X	X	X	✓	X	X
19.Brgy Carmen, Lubang (BH) TS	X	X	X	✓	X	X
20.Brgy Garawon (BH) TS	X	X	X	✓	X	X
21.Brgy 04 (BH) TS	X	X	X	✓	X	X
22.Brgy Busay (BH) TS	X	X	X	✓	X	X
23.Brgy Bagte (BH) TS	X	X	X	✓	X	X
24.Brgy 7 (BH) TS	X	X	X	✓	X	X
25.Brgy Naga (BH) TS	X	X	X	✓	X	X
26.Brgy Asgad (BH) TS	X	X	✓	✓	X	X
27.Brgy Jagnaya (BH) TS	X	X	✓	✓	✓	X
Western Samar						
1.San Vicente (BH) TS	X	X	X	✓	X	X

- There are only 10 sites out of 28 who say Health Services are being provided on site.
- No site reported that Psychosocial Services were available in the site.
- There are 15 sites out of 28 who say that Health Referral Systems are in place in their site.
- In all sites, IDPs report that their children are able to go to school.
- Only 1 site out of 28 has been reported to have Informal Education activities being conducted onsite.
- Only 4 sites out of 28 have Temporary Learning Spaces.

Site Name	Protection Services and Facilities					
	24 hr Security	Women Friendly Space	Child Friendly Space	Elderly	PWDs	Single Headed HH
Eastern Samar						
1.Brgy 1 (BH) TS	X	X	X	X	X	X
2.Brgy Sabang, Suribao (BH) TS	X	X	X	X	X	X
3.Brgy Sabang, Nabyawan (BH) TS	X	X	X	X	X	X
4.Brgy Parena (BH) TS	✓	X	X	X	X	X
5.Brgy Paya (BH) TS	X	X	X	X	X	X
6.Brgy 6 Terminal Station (BH) TS	✓	X	X	X	X	X
7.Brgy 12 (BH) TS	X	X	X	X	X	X
8.Brgy Cagdara-o (BH) TS	X	X	X	X	X	X
9.Brgy Campoyong (BH) TS	X	X	X	X	X	X
10.Brgy Lupok (BH) TS	✓	X	X	X	X	X
11.Brgy Salug (BH) TS	X	X	X	X	X	X
12.Brgy Sapao (BH) TS	X	X	X	X	X	X
13.Brgy Sapao, San Roque (BH) TS	X	X	X	X	X	X
14.Brgy Surok (BH) TS	✓	X	X	X	X	X
15.Brgy Salug (ESSU) TC	✓	✓	✓	X	X	X
16.Brgy Batang (BH) TS	X	X	X	X	X	X
17.Brgy 03 (BH) TS	X	X	X	X	X	X
18.Brgy Carmen, Proper (BH) TS	X	X	X	X	X	X
19.Brgy Carmen, Lubang (BH) TS	X	X	X	X	X	X
20.Brgy Garawon (BH) TS	X	X	X	X	X	X
21.Brgy 04 (BH) TS	X	X	X	X	X	X
22.Brgy Busay (BH) TS	X	X	X	X	X	X
23.Brgy Bagte (BH) TS	X	X	X	X	X	X
24.Brgy 7 (BH) TS	X	X	X	X	X	X
25.Brgy Naga (BH) TS	X	X	X	X	X	X
26.Brgy Asgad (BH) TS	X	X	X	X	X	X
27.Brgy Jagnaya (BH) TS	✓	X	✓	X	X	X
Western Samar						
1.San Vicente (BH) TS	X	X	✓	X	X	X

- There are 6 sites out of 28 who say that there is 24 hour Security in their displacement site.
- Only 1 site out of 28 has a Women Friendly Space
- Only 3 sites out of 28 have Child Friendly Spaces.
- There are no services and facilities for the Elderly.
- There are no services and facilities for Persons with Disabilities.
- There are no services and facilities for Single Headed Households.



Fencing of the site perimeter near roads prevents accidents from happening especially children. Marabut Bunkhouse, Western Samar



Evacuation centers only offer temporary shelter relief for displaced persons, improving living conditions of IDPs is one of the goals of CCCM. Streetlight Evacuation Center, Tacloban



CV Police Assistance Center inside Astrodome Evacuation Center. Women and Children Protection Desk are necessary for the vulnerable sector especially during emergencies.



Tanauan National High School Evacuation Center.



Tents that were used as classrooms for the education of IDP children. San Fernando Central School Evacuation Center, Tacloban City.



An IDP resident of Marabut Bunkhouse Transitional Site, Western Samar.

Leyte Island

Site Name	Population		Persons with Special Needs				
	# Fams	# Indivs	Pregnant Women	Breast feeding Mothers	Persons with Disability	Persons w/ Chronic Diseases	Single Headed Families
Leyte Province							
1.Government Center TS	44	222	1	11	0	1	0
2.Street Light Bldg. EC	48	50	1	10	1	0	4
3.Kapangian Central School EC	72	327	4	12	1	6	9
4.People Center EC	105	448	4	15	0	0	0
5.Rizal Central School EC	272	1135	14	44	1	6	42
6.Martinez Building EC	33	140	1	4	0	0	0
7.Leyte National High School EC	62	215	4	7	1	0	6
8.San Fernando Central School EC	334	1303	0	0	3	0	0
9.TaclobanCityConventionCenterEC	410	1876	20	0	12	0	27
10.Anibong Elementary School EC	20	40	0	0	0	0	0
11.SagkahanNational High School EC	21	92	1	4	0	0	0
12.Brgy.83- A Health Center EC	29	121	2	2	0	0	0
13.Mahusay Beach TC	116	519	1	12	0	0	6
14.Brgy. 88San Jose Old Terminal TC	127	588	6	16	0	0	0
15.Brgy. 88 Costa Brava TC	140	443	5	14	0	0	22
16.Brgy. 88 Alimasag TC	38	171	6	6	0	0	3
17.Brgy. 88 Fisherman-Timex TC	172	812	8	25	0	0	1
18.Brgy. 88 Baloc 1 TC	110	607	4	18	0	0	9
19.Brgy. 88 Sandy Beach TC	61	283	1	8	2	0	9
20.Brgy. 88, Baloc II TC	27	126	1	5	2	0	4
21.Motocross (BH) TS	114	458	5	7	0	4	0
22.Our Lady of Assumption TC	38	170	5	10	0	0	0
23.Tanauan Central School II TC	109	404	10	10	1	1	0
24.Tanauan National High School TC	110	699	0	0	0	0	0
	2612	11249	104	240	24	18	142

There are 2,612 families in the 24 displacement sites in the province of Leyte with a total of 11,249 individuals.

- 104 women are pregnant
- 240 mothers are breastfeeding
- 24 individuals are Persons with Disability (PWDs)
- 18 persons are with chronic illnesses
- 142 are single headed families

Site Name	Are there SMCs?	Are IDPs in SMCs?	W/ Safe Cooking Counters	Vulnerable to Natural Hazards	With On-site Electricity
Leyte Province					
1.Government Center TS	X	X	✓	✓	X
2.Street Light Bldg. EC	✓	✓	✓	X	X
3.Kapangian Central School EC	✓	✓	✓	✓	X
4.People Center EC	✓	X	✓	✓	X
5.Rizal Central School EC	✓	✓	X	✓	✓
6.Martinez Building EC	✓	✓	X	X	X
7.Leyte National High School EC	✓	✓	✓	X	X
8.San Fernando Central School EC	✓	✓	✓	X	X
9.TaclobanCityConventionCenterEC	✓	✓	✓	X	X
10.Anibong Elementary School EC	✓	✓	✓	✓	X
11.SagkahanNational High School EC	✓	✓	X	X	X
12.Brgy.83- A Health Center EC	✓	✓	✓	X	X
13.Mahusay Beach TC	✓	✓	X	X	X
14.Brgy. 88San Jose Old Terminal TC	✓	✓	X	X	X
15.Brgy. 88 Costa Brava TC	X	X	X	X	X
16.Brgy. 88 Alimasag TC	✓	✓	✓	X	X
17.Brgy. 88 Fisherman-Timex TC	X	X	X	X	X
18.Brgy. 88 Baloc 1 TC	✓	✓	X	X	X
19.Brgy. 88 Sandy Beach TC	✓	✓	X	X	X
20.Brgy. 88, Baloc II TC	✓	✓	X	X	X
21.Motocross (BH) TS	X	X	✓	✓	X
22.Our Lady of Assumption TC	✓	✓	X	✓	X
23.Tanauan Central School II TC	✓	✓	X	X	✓
24.Tanauan National High School TC	✓	✓	X	✓	X

- In terms of site management, all sites are covered by the DSWD or the LGU.
- There are 19 sites out of 24 that have Site Management Committees.
- There are 19 sites out of 24 that have IDPs in the Site Management Committees.
- There is 1 site out of 24 that has safe on-site cooking counters in locations not near the living spaces of the IDPs.
- There are 8 sites out of 24 which are considered vulnerable to natural hazards like being located less than 40 meters from the sea or are found in low lying grounds or landslide prone areas.
- Only 2 sites out of 24 have on-site electricity.

Site Name	Food and Nutrition	WASH				
	Supplementary Feeding For Children	Supplementary Feeding For Mothers	Malnutrition Screening	No Complaints on water Quality	On-Site Sources of Water	With toilets for Special Needs
Leyte Island						
1.Government Center TS	X	X	X	✓	X	X
2.Street Light Bldg. EC	X	X	X	✓	✓	✓
3.Kapangian Central School EC	X	X	✓	✓	✓	X
4.People Center EC	X	X	✓	✓	X	X
5.Rizal Central School EC	✓	X	X	✓	X	X
6.Martinez Building EC	X	X	X	✓	X	X
7.Leyte National High School EC	✓	X	X	X	✓	X
8.San Fernando Central School EC	✓	X	✓	✓	✓	X
9.TaclobanCityConventionCenterEC	✓	X	✓	✓	✓	X
10.Anibong Elementary School EC	✓	X	X	X	X	X
11.SagkahanNationalHighSchool EC	✓	X	X	✓	✓	X
12.Brgy.83- A Health Center EC	X	X	✓	X	✓	X
13.Mahusay Beach TC	X	X	X	✓	X	X
14.Brgy 88SanJose Old Terminal TC	X	X	X	✓	✓	X
15.Brgy. 88 Costa Brava TC	✓	X	✓	✓	X	X
16.Brgy. 88 Alimasag TC	X	X	X	✓	X	X
17.Brgy. 88 Fisherman-Timex TC	✓	X	X	✓	✓	X
18.Brgy. 88 Baloc 1 TC	X	X	X	✓	X	X
19.Brgy. 88 Sandy Beach TC	X	X	X	✓	✓	X
20.Brgy. 88, Baloc II TC	X	X	X	X	X	X
21.Motocross (BH) TS	X	X	X	✓	✓	X
22.Our Lady of Assumption TC	✓	X	X	✓	✓	X
23.Tanauan Central School II TC	✓	✓	X	✓	✓	X
24.Tanauan National High School TC	X	X	X	✓	✓	X

- There are 10 sites out of 24 that have Supplementary Feeding for children.
- There is 1 site out of 24 that have Supplementary Feeding for breastfeeding mothers.
- There are 6 sites out of 24 where malnutrition screening was done.
- There are only 4 sites that have complaints on the quality of the water available in their site
- Only 14 sites out of 24 had on-site water sources.
- There is only 1 site with toilets that were adapted to the needs of vulnerable groups.

Site Name	WASH					
	Toilets – Safe Distance	Separate M & F toilets	Toilets Well lit	With Mosquito Problem	With Solid Waste Problem	With Drainage Problem
Leyte Province						
1.Government Center TS	✓	✓	✓	✓	✓	✓
2.Street Light Bldg. EC	✓	✓	✓	✓	✓	X
3.Kapangian Central School EC	✓	✓	✓	✓	✓	X
4.People Center EC	✓	X	X	✓	✓	X
5.Rizal Central School EC	✓	X	X	X	✓	✓
6.Martinez Building EC	X	X	X	✓	✓	X
7.Leyte National High School EC	✓	✓	✓	✓	✓	X
8.San Fernando Central School EC	✓	✓	✓	X	✓	✓
9.TaclobanCityConventionCenterEC	X	✓	✓	✓	✓	X
10.Anibong Elementary School EC	✓	X	✓	✓	X	X
11.Sagkahan National High School EC	X	X	X	✓	X	✓
12.Brgy.83- A Health Center EC	✓	✓	X	✓	X	✓
13.Mahusay Beach TC	X	X	X	✓	✓	✓
14.Brgy. 88San Jose Old Terminal TC	X	X	X	✓	✓	✓
15.Brgy. 88 Costa Brava TC	X	X	X	✓	X	X
16.Brgy. 88 Alimasag TC	X	X	X	✓	X	X
17.Brgy. 88 Fisherman-Timex TC	✓	✓	✓	✓	✓	✓
18.Brgy. 88 Baloc 1 TC	✓	X	✓	X	✓	✓
19.Brgy. 88 Sandy Beach TC	X	X	✓	✓	✓	✓
20.Brgy. 88, Baloc II TC	X	✓	X	✓	✓	✓
21.Motocross (BH) TS	✓	✓	✓	✓	X	✓
22.Our Lady of Assumption TC	✓	✓	X	✓	X	✓
23.Tanauan Central School II TC	✓	✓	✓	✓	✓	✓
24.Tanauan National High School TC	✓	✓	✓	✓	✓	X

- There are 15 sites out of 24 where the toilets are a safe distance from their shelters.
- There 13 sites out of 24 have toilets that separate toilets for men and women.
- There are 13 sites out of 24 who say that their toilets and bathroom areas are well lit.
- There are 21 out of 24 sites that say there is a mosquito problem in their area.
- There are 17 sites out of 24 say that they have a solid waste problem.
- There are 14 sites out of 24 who say they have a drainage problem in their area.

Site Name	Health			Education		
	Health Services Being provided	Psychosocial Services being Provided	Health Referral System in Place	Children Attending school	Informal education activities	With Temporary Learning spaces
Leyte Province						
1.Government Center TS	X	X	X	✓	X	X
2.Street Light Bldg. EC	X	X	✓	✓	X	X
3.Kapangian Central School EC	✓	✓	✓	✓	X	X
4.People Center EC	✓	✓	✓	✓	✓	✓
5.Rizal Central School EC	✓	✓	✓	✓	X	✓
6.Martinez Building EC	X	✓	✓	✓	X	X
7.Leyte National High School EC	X	✓	✓	✓	✓	✓
8.San Fernando Central School EC	✓	✓	✓	✓	X	✓
9.TaclobanCityConventionCenterEC	✓	✓	✓	✓	✓	✓
10.Anibong Elementary School EC	X	X	X	✓	X	X
11.SagkahanNationalHighSchool EC	X	X	X	✓	✓	X
12.Brgy.83- A Health Center EC	✓	✓	✓	✓	X	X
13.Mahusay Beach TC	X	X	X	✓	X	X
14.Brgy 88San Jose Old Terminal TC	X	X	X	✓	X	X
15.Brgy. 88 Costa Brava TC	X	X	X	✓	✓	X
16.Brgy. 88 Alimasag TC	X	X	X	✓	X	X
17.Brgy. 88 Fisherman-Timex TC	✓	X	X	✓	X	X
18.Brgy. 88 Baloc 1 TC	X	X	X	✓	X	X
19.Brgy. 88 Sandy Beach TC	X	X	X	✓	X	X
20.Brgy. 88, Baloc II TC	X	X	X	✓	X	X
21.Motocross (BH) TS	✓	X	✓	✓	X	X
22.Our Lady of Assumption TC	✓	X	✓	✓	X	X
23.Tanauan Central School II TC	✓	X	X	✓	X	✓
24.Tanauan National High School TC	✓	✓	X	✓	X	X

- There are only 11 sites out of 24 who say health services are being provided on site.
- There are 9 sites out of 24 that say psychosocial services are available at their sites.
- There are 11 sites out of 24 who say that health referral systems are in place in their site.
- In all sites, IDPs say that their children are able to go to school.
- Only 5 sites out of 24 have informal education activities being conducted at their sites.
- Only 5 sites out of 24 have temporary learning spaces.

Site Name	Protection Services and Facilities					
	24 hr security	Women friendly space	Child friendly space	Elderly	PWDs	Single Headed HH
Leyte Province						
1.Government Center TS	X	X	X	X	X	X
2.Street Light Bldg. EC	X	X	X	X	X	X
3.Kapangian Central School EC	✓	X	X	X	X	X
4.People Center EC	X	X	✓	X	X	X
5.Rizal Central School EC	✓	✓	✓	X	X	X
6.Martinez Building EC	X	X	X	X	X	X
7.Leyte National High School EC	✓	X	X	X	X	X
8.San Fernando Central School EC	✓	✓	✓	X	X	X
9.TaclobanCityConventionCenterEC	✓	✓	✓	X	X	X
10.Anibong Elementary School EC	✓	X	X	X	X	X
11.SagkahanNational High School EC	X	X	X	X	X	X
12.Brgy.83- A Health Center EC	✓	X	X	✓	✓	X
13.Mahusay Beach TC	X	X	X	X	X	X
14.Brgy. 88San Jose Old Terminal TC	X	X	X	X	X	X
15.Brgy. 88 Costa Brava TC	X	X	X	X	X	X
16.Brgy. 88 Alimasag TC	X	✓	✓	X	X	X
17.Brgy. 88 Fisherman-Timex TC	✓	X	X	X	X	X
18.Brgy. 88 Baloc 1 TC	X	X	X	X	X	X
19.Brgy. 88 Sandy Beach TC	✓	X	X	X	X	X
20.Brgy. 88, Baloc II TC	X	X	X	X	X	X
21.Motocross (BH) TS	X	X	X	X	X	X
22.Our Lady of Assumption TC	X	X	X	X	X	X
23.Tanauan Central School II TC	X	✓	✓	X	X	X
24.Tanauan National High School TC	✓	✓	✓	X	✓	X

- There are 10 sites out of 24 who say that there is 24 hour Security in their displacement site.
- Only 6 sites out of 24 have Women Friendly Spaces.
- Only 7 sites out of 24 have Child Friendly Spaces.
- There is only 1 site with services and facilities for the Elderly.
- There are only 2 sites with services and facilities for Persons with Disabilities.
- There is no site with services and facilities for Single Headed Households.

Pictures from Leyte Province Displacement Sites



**NHA Bunkhouse, Tacloban City*



**Modified Makeshift Shelters in Astrodome EC, Tacloban City*

Conclusions

This issue comes out more than three months after the disaster and now there are more concrete developments that can provide IDPs in the displacement sites hope for their future.

The opening of Bunkhouses as Transitional Sites will put more than 3000 families in evacuation centers across the different hubs into circumstances that are better. It will also help in closing the operations of evacuation centers currently located in schools as well as tent cities that are located in hazardous areas.

Closer coordination among the CCCM Cluster partners will hopefully encourage more sustained actions to answer all the gaps and needs found in the displacement centers that are clearly identified in this DTM.

The goal for the CCCM cluster is to convert all the X marks on the list of indicators and turn them into check marks. The DTM works to position itself as a tool that actively helps move this agenda forward.

Tapping the DTM to Push the CCCM Cluster Forward

The DTM hopes to become a complete information source and effective monitoring tool for the members of the CCCM Clusters who are in the frontlines and working to serve all the displacement sites.

It wants to support the following key objectives of CCCM which include: providing trained and effective camp managers; conducting vulnerability assessment among IDPs to seek out the most in need of assistance particularly the landless; providing responsive Camp Care and Maintenance; uplifting the outlooks of the IDPS with settlement planning and involving them in the search for durable solutions; and providing them with skills in disaster preparedness.