

Top LGAs with Variation	
Round 28	
Round 27	

Maiduguri
268,874 6%
252,217

Jalingo
33,415 36%
21,337

Damboa
99,093 -9%
108,375

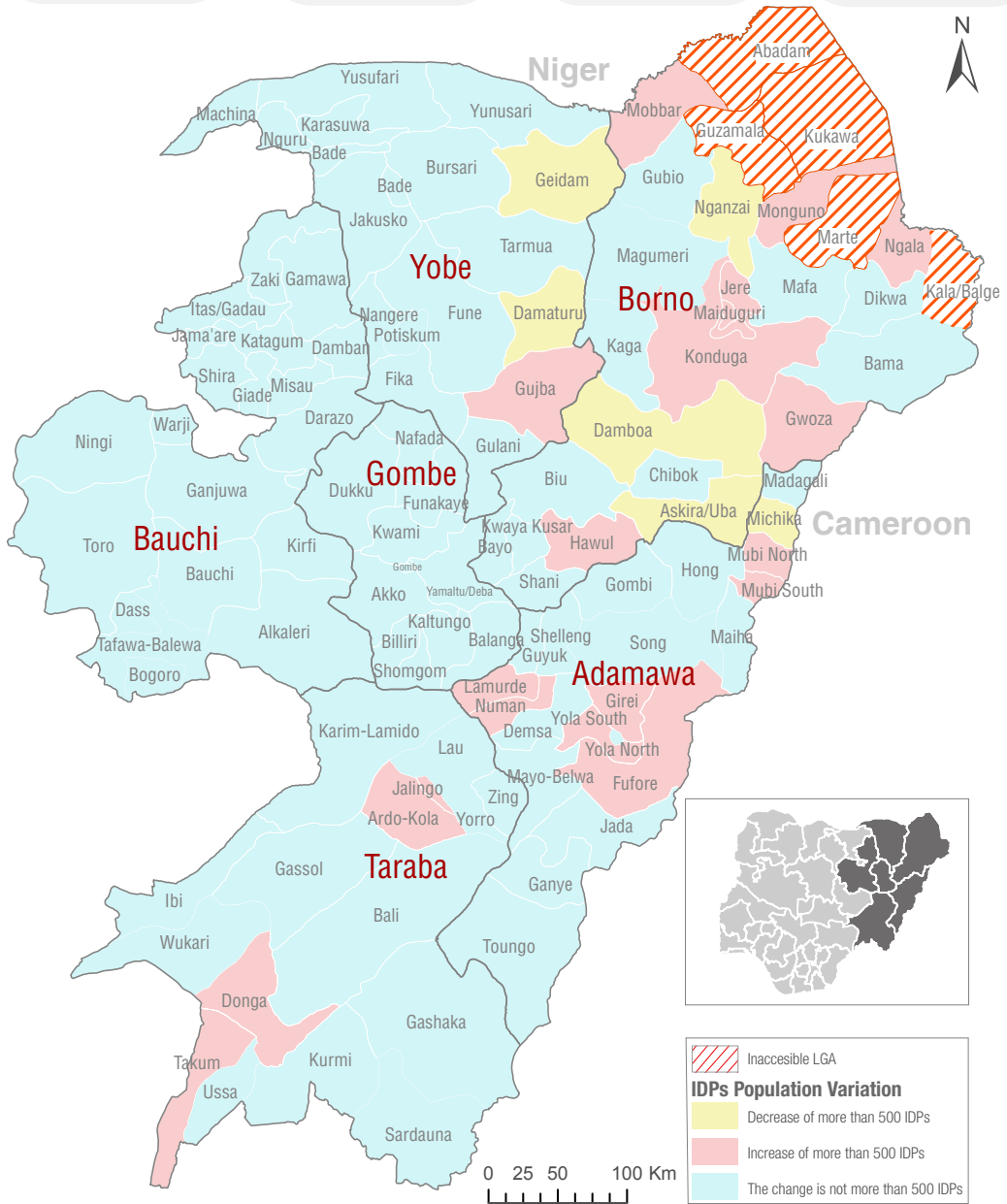
Damaturu
29,591 -6%
31,441

Maiduguri: IDP population increase due to the influx of new displaced person from Some parts of (Jere, Guzamala, Nganzai) LGAs and new sites.

Jalingo: IDP population increase as a result the recent Kona community and Herders clashed in some villages of Jalingo and Ardo - Kola LGAs.

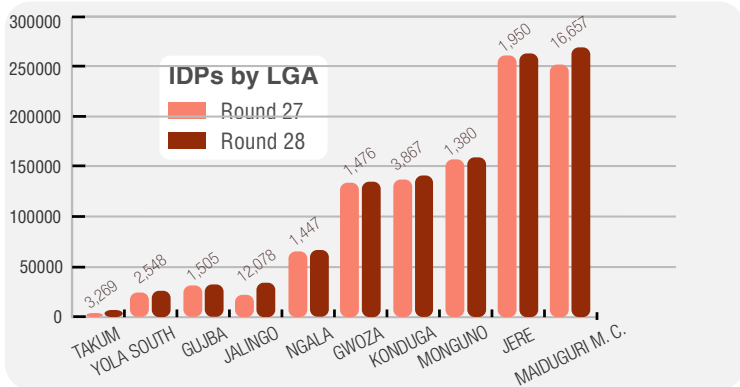
Damboa: IDP population decrease due to IDPs returning to their place of origin while some were captured as Displaced individuals in other locations.

Damaturu: IDP population Decrease due to the movement of majority back to their place of origin in Gujba and Gulani for farming while others moved back to Borno state to join relatives.

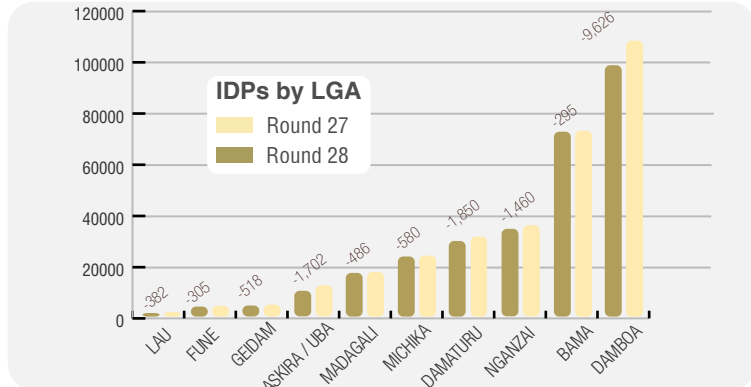


Guzamala, Abadam, Kala/Balge, Marte, and Kukawa LGA were inaccessible during Round 27 assessments because of the recent attacks by Non State Armed Group (NSAG)

Top LGAs with IDPs population increase;



Top LGAs with IDPs population decrease;



Reasons for increase

- Conflicts/Attacks
- New arrivals
- Farmers-herdsmen clashes

Reasons for decrease

- Returned to place of origin
- Insecurity
- Relocated for farming activities

The depiction and use of boundaries, geographic names, and related data shown on maps and included in this report are not warranted to be error free nor do they imply judgment on the legal status of any territory, or any endorsement or acceptance of such boundaries by IOM.