

OVERVIEW

The flow monitoring surveys are part of the IOM’s Displacement Tracking Matrix (DTM) data collection activities in West and Central Africa, Libya and Europe (Albania, Bulgaria, Greece, Hungary, Italy, Kosovo¹, the former Yugoslav Republic of Macedonia, Montenegro, Romania and Spain), that are conducted within the framework of IOM’s research on populations on the move through Africa, the Mediterranean and Western Balkan. Data was collected between January 2017 and June 2018 in the above mentioned countries.

Children migrants on the move are interviewed by IOM field teams, among other migrants; the surveys collect information on migrants’ profiles, including age, sex, areas of origin, levels of education and employment status before migration, key transit points on their route, cost of the journey, reasons for moving and intentions.

The present brief highlights some of the main characteristics of children migrants of nationalities from Middle East and North Africa region (from Algeria, Egypt, Iraq, Libya, Morocco, Palestine, Sudan, Syria and Tunisia) interviewed mainly in Libya and Europe over 2017 and 2018.

Further information about the questionnaire, sampling and survey implementation can be found on [DTM Methodological Framework](#).

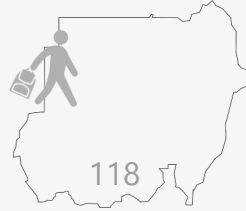
¹This designation is without prejudice to position on status and is in line with UNSCR 1244/1999 and the ICJ Opinion on the Kosovo declaration of independence.

KEY FIGURES

332 children from Middle East and North African nationalities were interviewed across **3** regions and **12** countries.



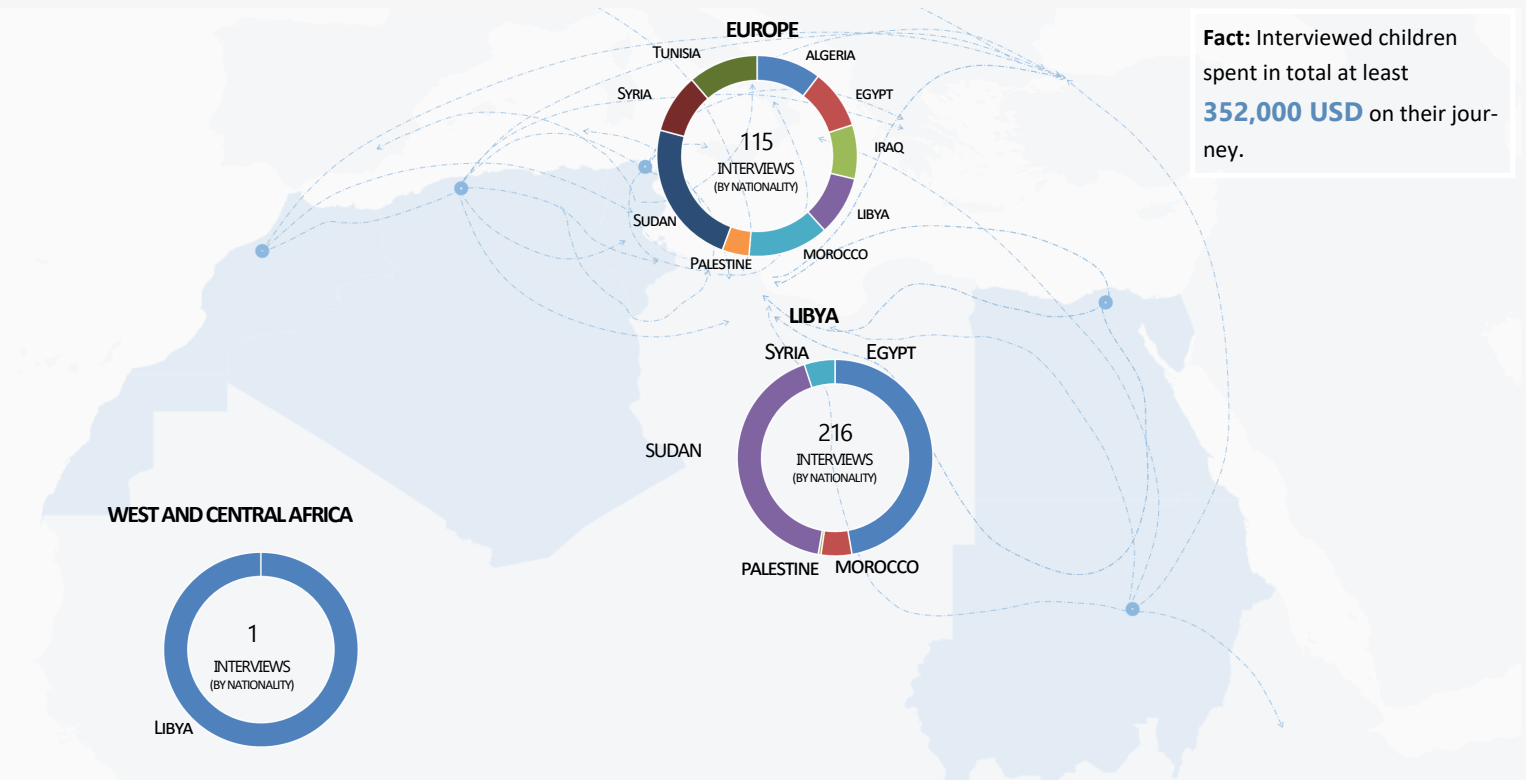
EGYPTIAN CHILDREN



SUDANESE CHILDREN



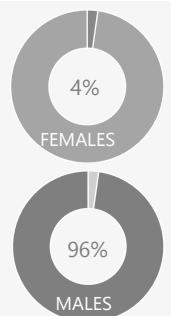
CHILDREN FROM OTHER MENA NATIONALITIES



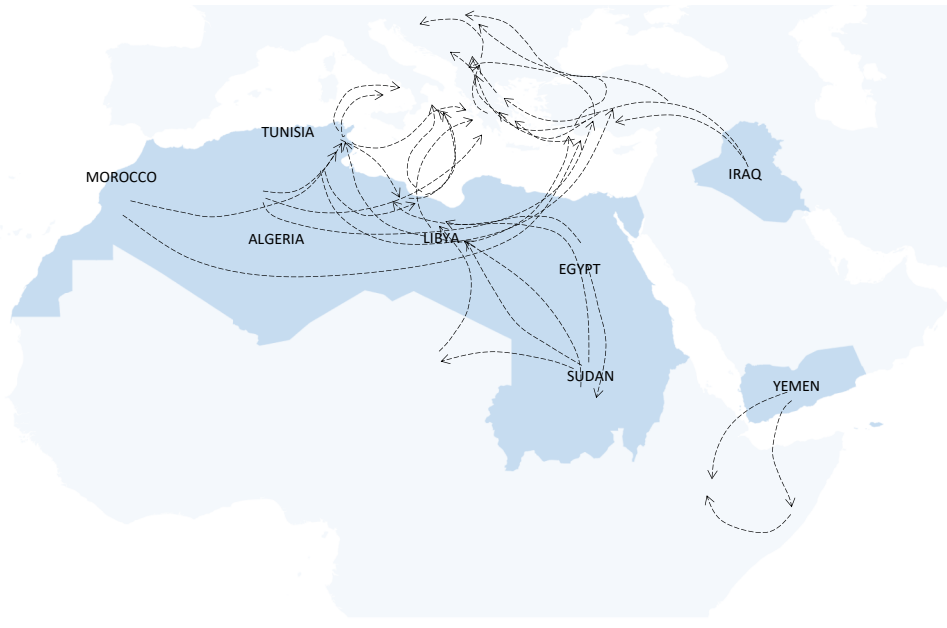
AGE GROUPS



SEX GROUPS



PROFILE OF CHILDREN MIGRANTS (AGE 14-17)

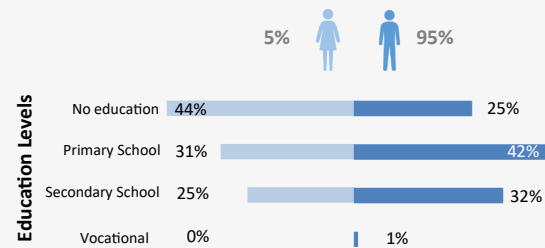


332 children (aged 14-17) interviewed across 12 countries, of which:

- 115 in Europe
- 216 in Libya
- 1 in WCA

178 interviews in 2017

154 interviews in 2018



ROUTES

MAIN ITINERARIES

Departure countries

- 34% Egypt
- 7% Libya
- 8% Morocco
- 33% Sudan

Transit countries

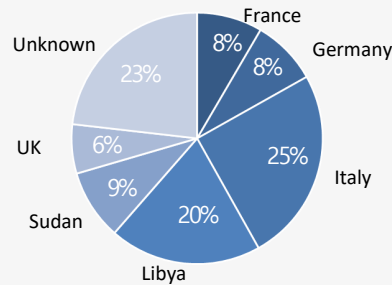
- 24% Chad
- 17% Libya
- 17% Tunisia
- 23% Turkey




Location of Interview

- 21% Italy
- 65% Libya
- 6% Macedonia

INTENDED DESTINATION

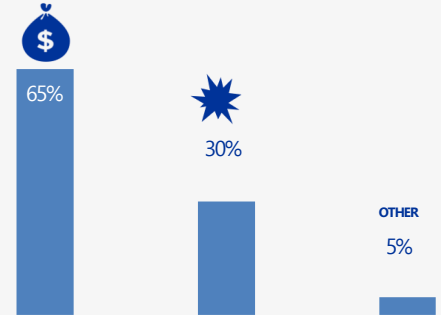


MAIN MODE OF TRANSPORTATION



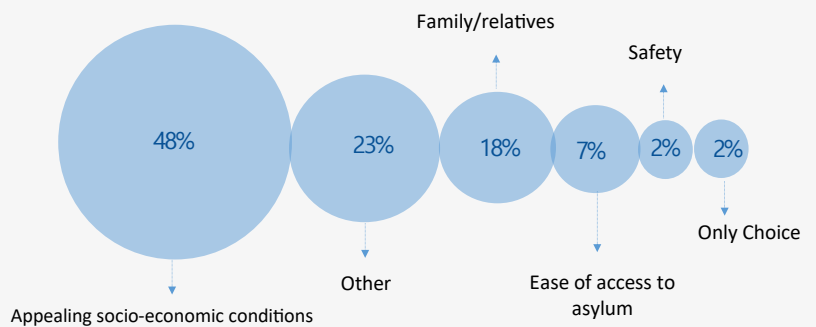
REASONS & INTENTIONS FOR TRAVELLING

MAIN REASONS FOR LEAVING



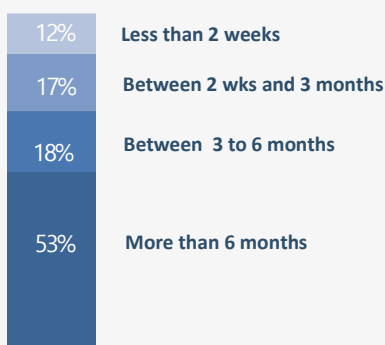
65% of child migrants travelled for economic reasons, 30% due to targeted violence or persecution, 5% for other reasons.

MAIN REASONS FOR CHOOSING INTENDED DESTINATION



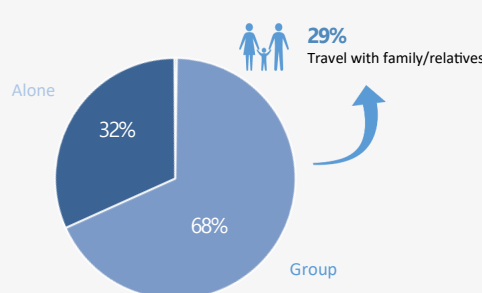
TRAVEL CONDITIONS

LENGTH OF JOURNEY SO FAR




Data shows that 53% have been on the move for longer than 6 months.

COMPOSITION OF TRAVELERS



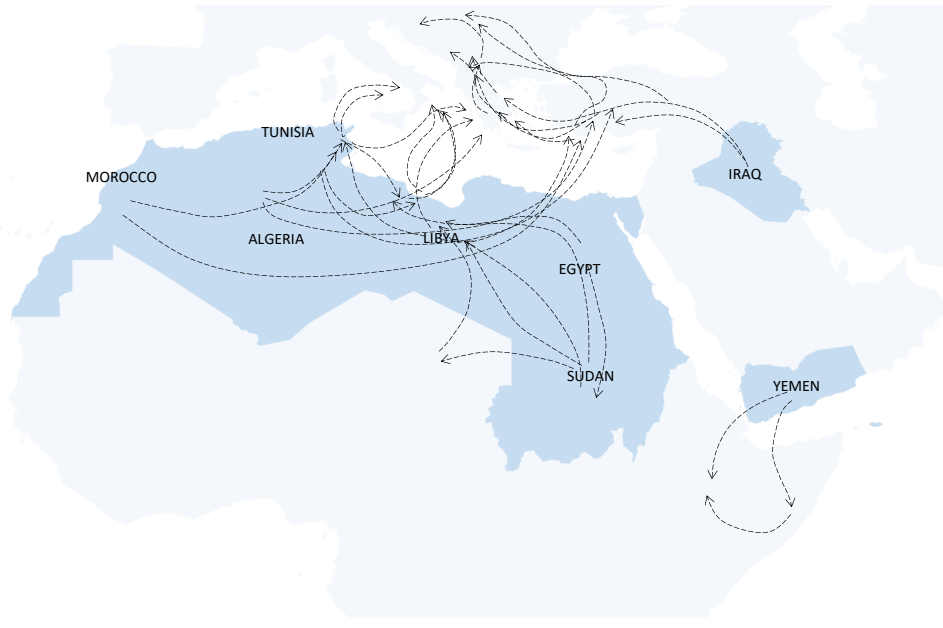
Amongst the 68% migrants travelling in a group, 29% travel with family/relatives.

ESTIMATED COST OF JOURNEY AT THE TIME OF INTERVIEW



46% of migrants spent more than \$1000 for their journey.

PROFILE OF YOUNG MIGRANTS (AGE 18-24)

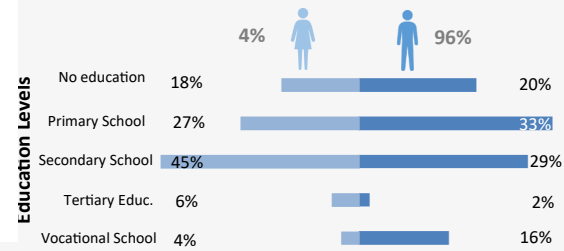


6,475 children (aged 18-24) from Egypt interviewed across 15 countries, of which:

- 32 in East and Horn of Africa
- 1,177 in Europe
- 5,239 in Libya
- 27 in West and Central Africa

2,389 interviews in 2017

4,086 interviews in 2018



Routes displayed on the map are based on reported transit and intended destinations.

ROUTES

MAIN ITINERARIES

Departure countries

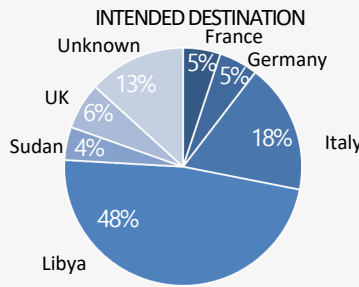
- 4% Algeria
- 40% Egypt
- 3% Libya
- 40% Sudan
- 5% Syria

Transit countries

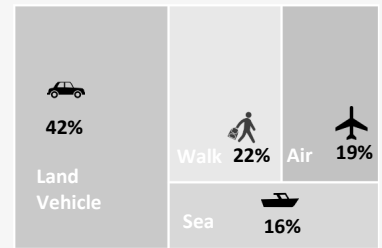
- 17% Chad
- 18% Egypt
- 8% Greece
- 13% Sudan
- 26% Turkey

Location of Interview

- 6% Italy
- 81% Libya

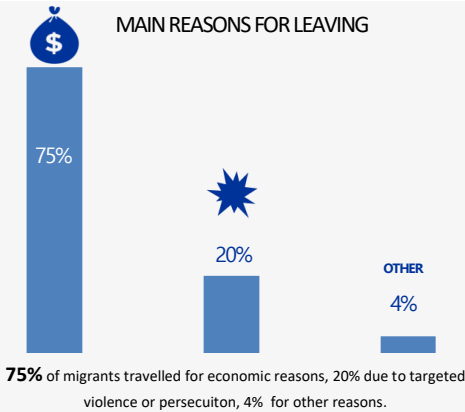


MAIN MODE OF TRANSPORTATION

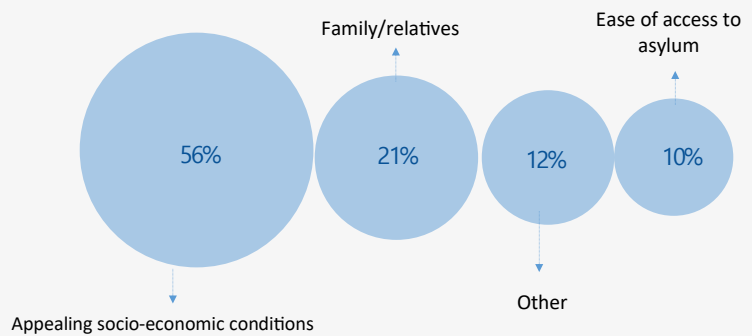


REASONS & INTENTIONS FOR TRAVELLING

MAIN REASONS FOR LEAVING

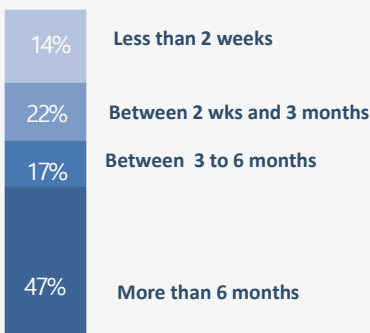


MAIN REASONS FOR CHOOSING INTENDED DESTINATION



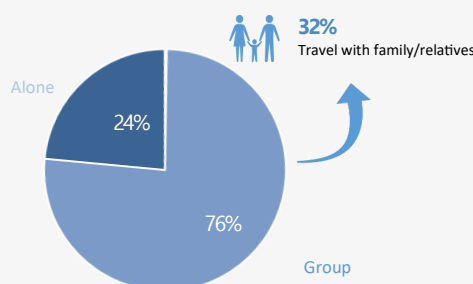
TRAVEL CONDITIONS

LENGTH OF JOURNEY SO FAR



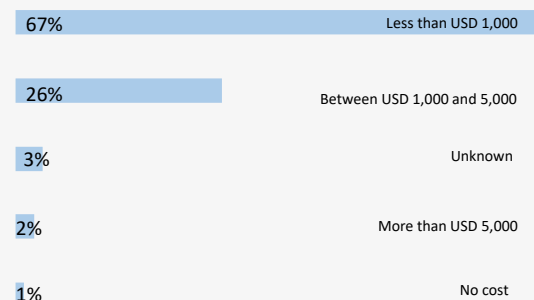
Data shows that 47% have been on the move for longer than 6 months.

COMPOSITION OF TRAVELERS



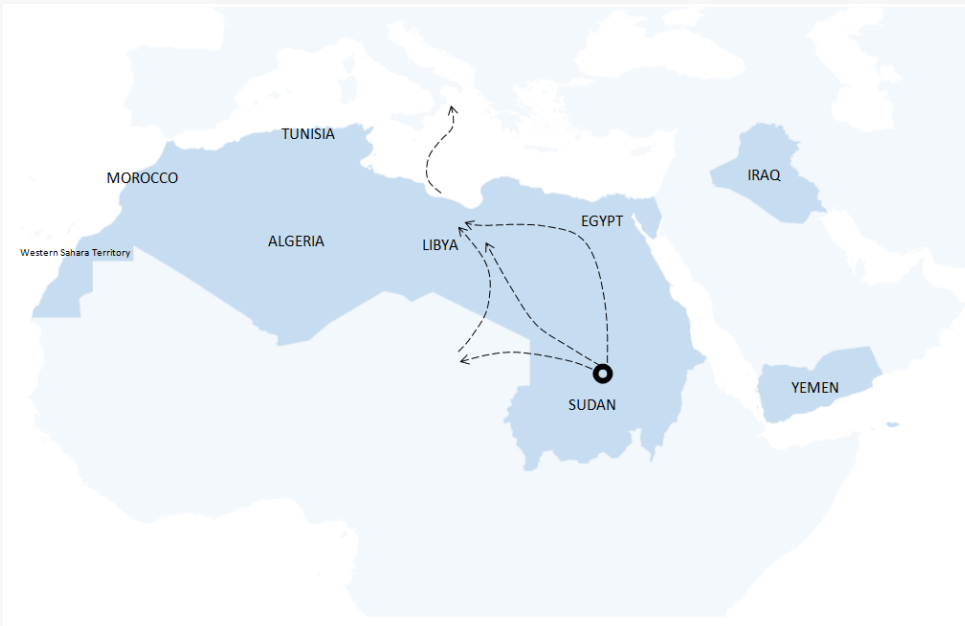
Amongst the 76% migrants travelling in a group, 32% travel with family/relatives.

ESTIMATED COST OF JOURNEY AT THE TIME OF INTERVIEW



28% of migrants spent more than \$1000 on their journey.

PROFILE OF CHILDREN MIGRANTS FROM SUDAN (AGE 14-17)

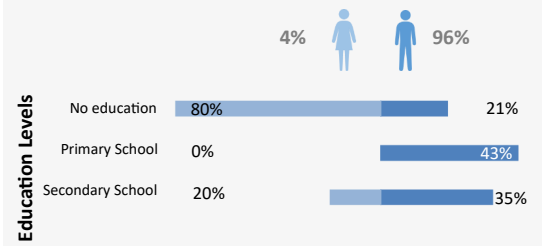


118 children (aged 14-17) from Sudan interviewed across 2 countries, of which:

- 27 in Italy
- 91 in Libya

63 interviews in 2017

55 interviews in 2018



Routes displayed on the map are based on reported transit and intended destinations.

ROUTES

MAIN ITINERARIES

Departure countries

8% Libya
92% Sudan

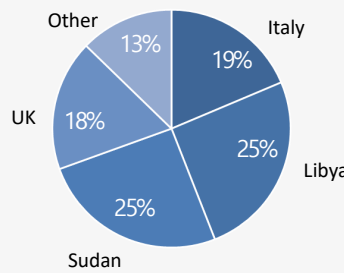
Transit countries

58% Chad
11% Egypt
30% Libya


Location of Interview

23% Italy
77% Libya

INTENDED DESTINATION

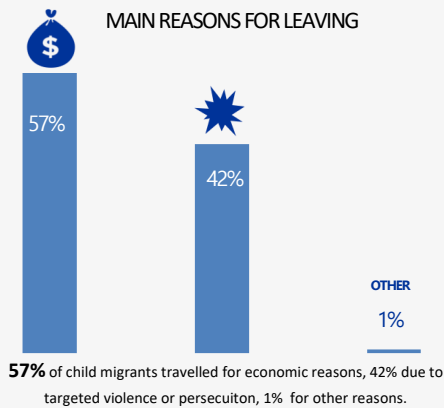


MAIN MODE OF TRANSPORTATION

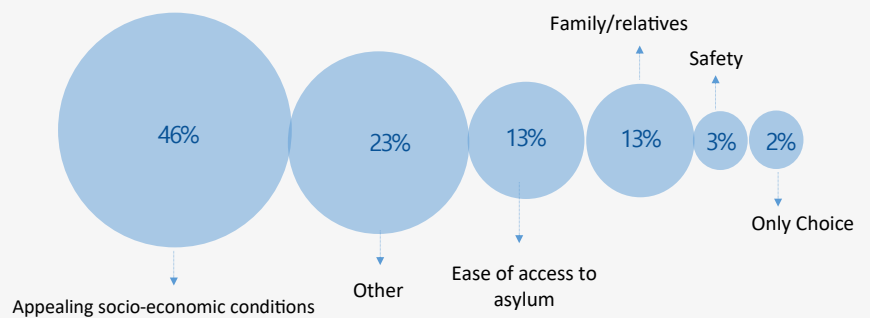


REASONS & INTENTIONS FOR TRAVELLING

MAIN REASONS FOR LEAVING

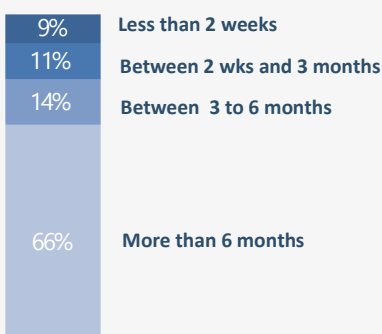


MAIN REASONS FOR CHOOSING INTENDED DESTINATION

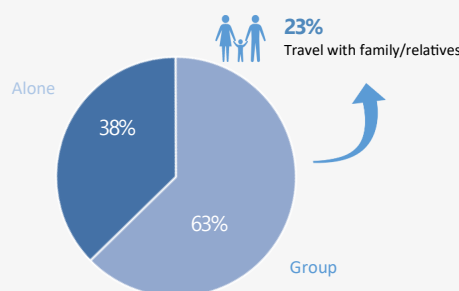


TRAVEL CONDITIONS

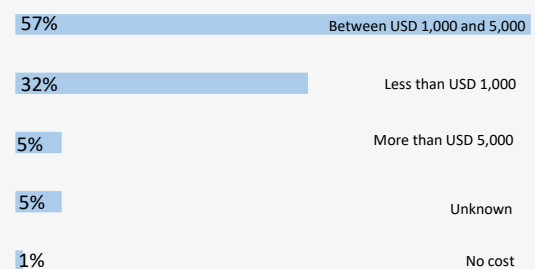
LENGTH OF JOURNEY SO FAR



COMPOSITION OF TRAVELERS



ESTIMATED COST OF JOURNEY AT THE TIME OF INTERVIEW



PROFILE OF CHILDREN MIGRANTS FROM EGYPT (AGE 14-17)



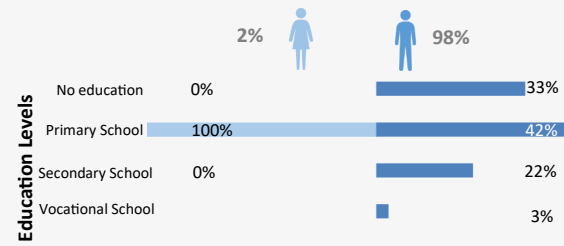
Routes displayed on the map are based on reported transit and intended destinations.

113 children (aged 14-17) from Egypt interviewed across 4 countries, of which:

- 1 in Albania
- 9 in Italy
- 102 in Libya
- 1 in Serbia

49 interviews in 2017

64 interviews in 2018



ROUTES

MAIN ITINERARIES

Departure countries

99% Egypt
1% Netherlands

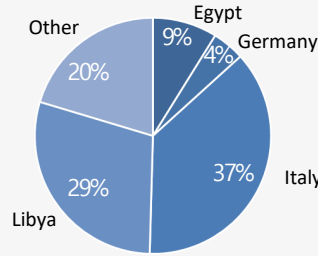
Transit countries

1% Italy
1% Libya
98% Unknown


Location of Interview

1% Albania
8% Italy
90% Libya
1% Serbia

INTENDED DESTINATION

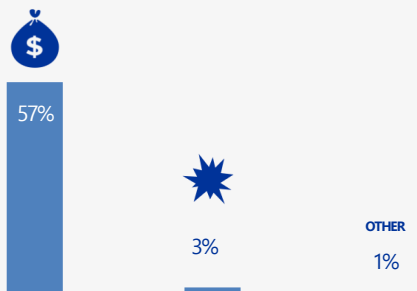


MAIN MODE OF TRANSPORTATION



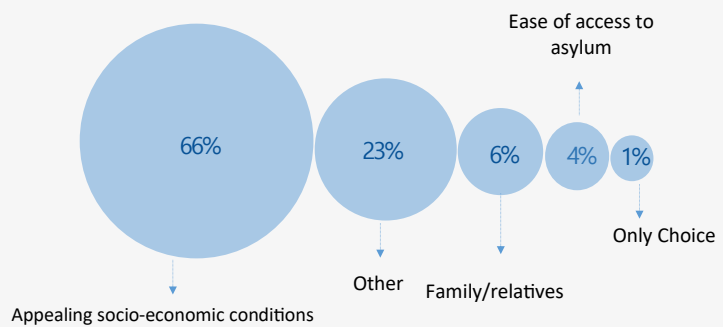
REASONS & INTENTIONS FOR TRAVELLING

MAIN REASONS FOR LEAVING



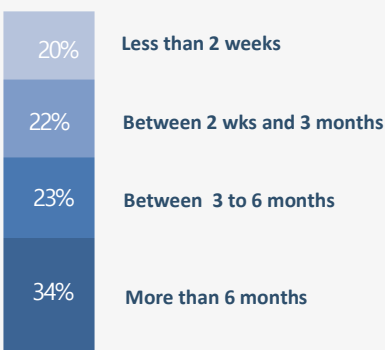
57% of child migrants travelled for economic reasons, 3% due to targeted violence or persecution, 1% for other reasons.

MAIN REASONS FOR CHOOSING INTENDED DESTINATION



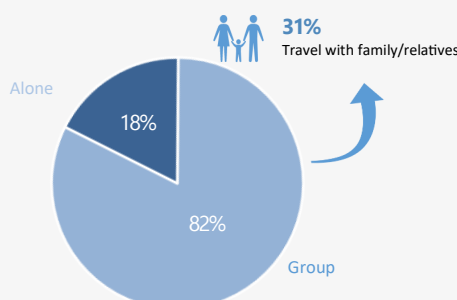
TRAVEL CONDITIONS

LENGTH OF JOURNEY SO FAR




Data shows that 34% have been on the move for longer than 6 months.

COMPOSITION OF TRAVELERS



Amongst the 82% migrants travelling in a group, 31% travel with family/relatives.

ESTIMATED COST OF JOURNEY AT THE TIME OF INTERVIEW



24% of migrants spent more than \$1000 for their journey.