

DISPLACEMENT TRACKING MATRIX

EMERGENCY TRACKING

MOSUL OPERATIONS DATA SNAPSHOT: 9 MARCH 2017

The Emergency Tracking (ET) system is a crisis-based tool that aims at tracking sudden displacement or return movements triggered by specific crises. The ET figures reported on this portal are not cumulative of the all persons affected by the Mosul crisis thus far, rather the ET update provides only a snapshot of the current displacement situation for the indicated date. The data and information reported on this page are related solely to the displacement caused by the Mosul operations which started on 17 October 2016.

The Emergency Tracking (ET) system is a crisis-based tool that aims at tracking sudden displacement or return movements triggered by specific crises. The ET figures reported on this portal are not cumulative of the all persons affected by the Mosul crisis thus far, rather the ET update provides only a snapshot of the current displacement situation for the indicated date. The data and information reported on this page are related solely to the displacement caused by the Mosul operations which started on 17 October 2016.



IOM IRAQ

TOTAL NUMBER OF IDPS CURRENTLY DISPLACED

35,857
IDP FAMILIES

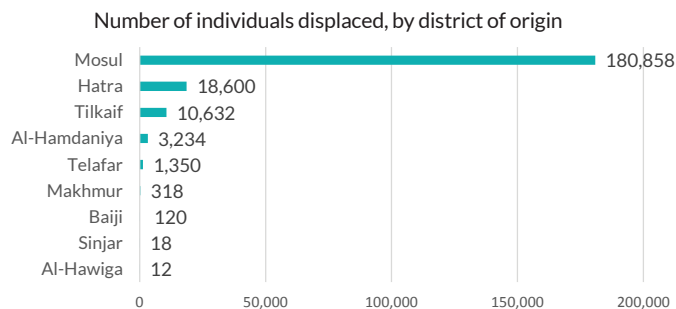
215,142*
IDP INDIVIDUALS

WHERE ARE PEOPLE DISPLACED TO?

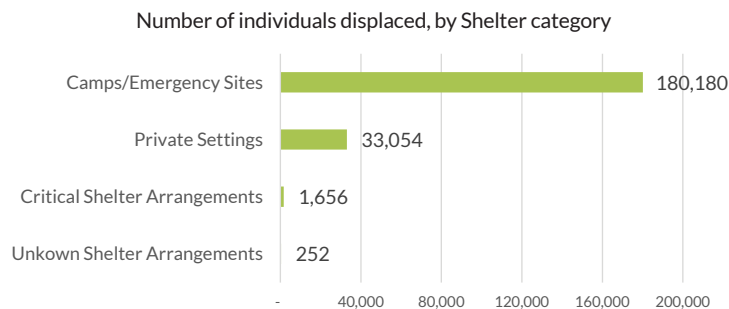
Number of IDPs, by current district of displacement

Governorate and District of displacement	IDP individuals	%
Falluja	444	0%
Ramadi	120	0%
Total Anbar Governorate	564	0%
Al-Mahawil	36	0%
Al-Musayab	18	0%
Hashimiya	12	0%
Hilla	84	0%
Total Babylon Governorate	150	0%
Abu Ghraib	252	0%
Adhamia	3,942	2%
Al Resafa	1,044	0%
Khadimia	672	0%
Karkh	4,344	2%
Mada'in	24	0%
Mahmoudiya	30	0%
Thawra2	132	0%
Total Baghdad Governorate	10,440	5%
Erbil	12	0%
Makhmur	462	0%
Total Erbil Governorate	474	0%
Akre	48	0%
Al Hamdaniya	80,352	37%
Al-Shikhan	9,264	4%
Hatra	1,440	1%
Mosul	110,406	51%
Telafar	72	0%
Tilkaif	12	0%
Total Ninewa Governorate	201,594	94%
Diwaniya	30	0%
Total Qadisiya Governorate	30	0%
Al Daur	84	0%
Samarra	582	0%
Tikrit	1,152	1%
Total Salah al-Din Governorate	1,818	1%
Kalar	30	0%
Sulaymaniyah	42	0%
Total Sulaymaniyah	72	0%
Total	215,142	100%

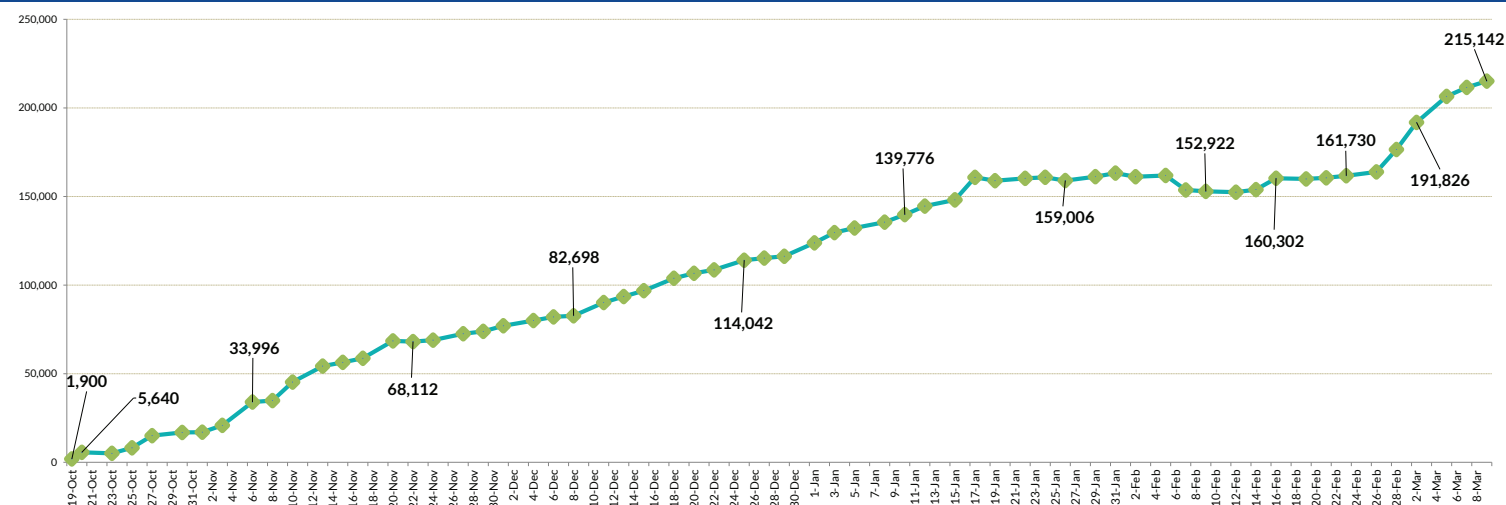
WHERE ARE PEOPLE COMING FROM?



WHERE ARE PEOPLE STAYING?



NUMBER OF DISPLACED INDIVIDUALS IDENTIFIED BY EMERGENCY TRACKING SINCE 17 OCTOBER



As of 8 March:

- Qayyarah Jad'ah camp reported an overall decrease of approximately 1 family;
- Qayyarah Jad'ah 2 camp reported an overall increase of approximately 1 family;
- Approximately 21 families arrived to Qayyarah Jad'ah 3 camp, while 31 families left;
- Approximately 21 families arrived to Qayyarah Jad'ah 4 camp, while 13 families left;
- Approximately 171 families arrived Haj Ali camp, while 16 families left;
- Camps in Merkez Hamdaniya sub-district reported fluctuations. Khazer M1 camp reported the departure of 157 IDP, Hassansham M2 (former Khazer M2) camp reported the departure of 67 families and Hassansham U3 camp reported the departure of 22 families;
- Chamakor camp started receiving new IDPs on Monday. The currently reported IDP population is 339 IDP families.

*Emergency tracking numbers are not cumulative. They reflect a snapshot of displacement on the day of reporting. The number of individuals is calculated by multiplying the number of identified families by six, which is the average size of an Iraqi family.

The IOM Iraq Displacement Tracking Matrix (DTM) is the standard data source being used in Iraq to guide the humanitarian response. Emergency tracking for the Mosul operations began identifying people displaced resulting from military actions that began on 17 October.

Find more information at the Mosul Data Portal: <http://iraqdtm.iom.int/EmergencyTracking.aspx>