

DISPLACEMENT TRACKING MATRIX

EMERGENCY TRACKING

MOSUL OPERATIONS DATA SNAPSHOT: 21 MARCH 2017

The Emergency Tracking (ET) system is a crisis-based tool that aims at tracking sudden displacement or return movements triggered by specific crises. The ET figures reported on this portal are not cumulative of the all persons affected by the Mosul crisis thus

far, rather the ET update provides only a snapshot of the current displacement situation for the indicated date. The data and information reported on this page are related solely to the displacement caused by the Mosul operations which started on 17 October 2016. IOM IRAQ



IOM IRAQ

TOTAL NUMBER OF IDPS CURRENTLY DISPLACED

45,091
IDP FAMILIES

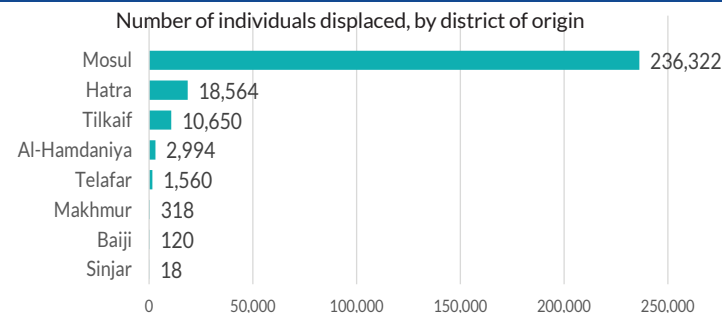
270,546*
IDP INDIVIDUALS

WHERE ARE PEOPLE DISPLACED TO?

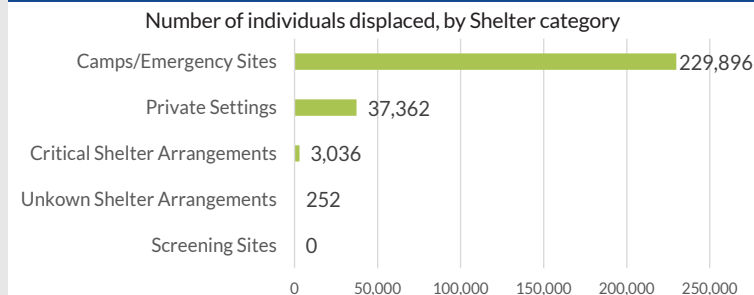
Number of IDPs, by current district of displacement

Governorate and District of displacement	IDP individuals	%
Falluja	444	0%
Ramadi	120	0%
Total Anbar Governorate	564	0%
Al-Mahawil	36	0%
Al-Musayab	18	0%
Hashimiya	12	0%
Hilla	84	0%
Total Babylon Governorate	150	0%
Abu Ghraib	264	0%
Adhamia	4,560	2%
Al Resafa	1,710	1%
Khadimia	756	0%
Karkh	4,704	2%
Mada'in	24	0%
Mahmoudiya	30	0%
Thawra2	156	0%
Total Baghdad Governorate	12,204	5%
Erbil	12	0%
Makhmur	462	0%
Total Erbil Governorate	474	0%
Akre	48	0%
Al Hamdaniya	99,546	37%
Al-Shikhan	10,536	4%
Hatra	1,440	1%
Mosul	141,402	52%
Telafar	282	0%
Tilkaif	12	0%
Total Ninewa Governorate	253,266	94%
Diwaniya	18	0%
Total Qadisiya Governorate	18	0%
Al Daur	84	0%
Al Shirqat	1,770	1%
Samarra	774	0%
Tikrit	1,170	0%
Total Salah al-Din Governorate	3,798	1%
Kalar	30	0%
Sulaymaniyah	42	0%
Total Sulaymaniyah	72	0%
Total	270,546	100%

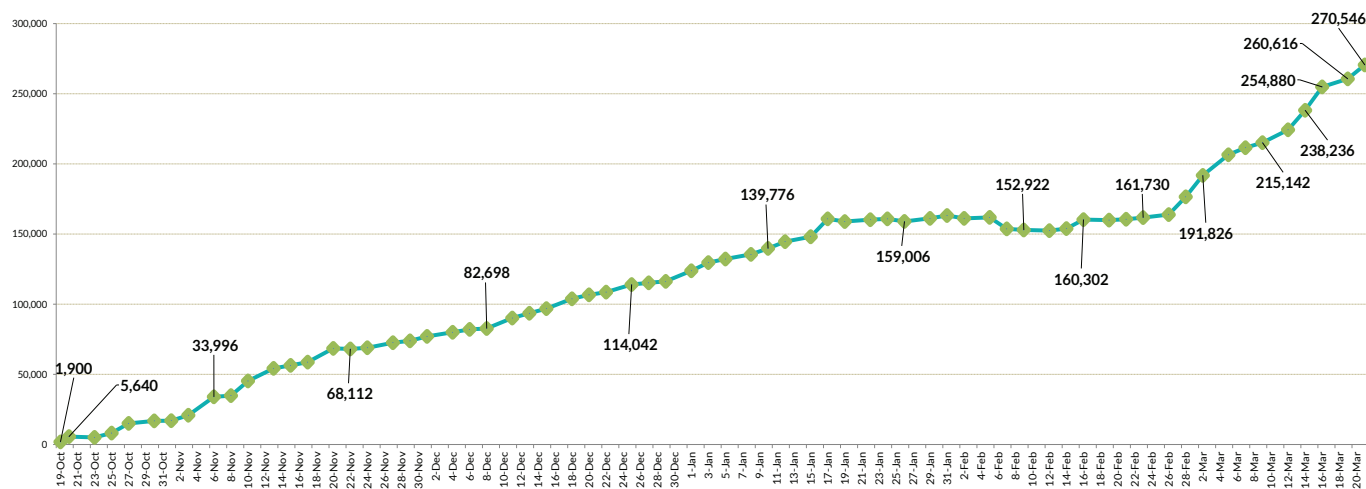
WHERE ARE PEOPLE COMING FROM?



WHERE ARE PEOPLE STAYING?



NUMBER OF DISPLACED INDIVIDUALS IDENTIFIED BY EMERGENCY TRACKING SINCE 17 OCTOBER



As of March 20:

- Haj Ali camp reported an overall increase of approximately 65 IDP families;
- Qayyarah airstrip emergency site reported an overall increase of approximately 363 IDP families;
- Nargizliya 1 and 2 received recorded an overall increase of approximately 150 IDP families. Between 16 and 20 March approximately 195 new IDP families arrived to the camp, while 45 left;
- Between 11 and 18 March, according to the camp management, approximately 1,104 families arrived to Hassansham M2 (former Khazer 2) camp, while 378 left. During the same period of time, Hassansham U3 camp received 102 IDP families, while 339 left, Khazer M1 camp received 704 IDP families, while 245 left. Chamakor camp received 1,216 IDP families;
- Ongoing field visits allowed to identify 309 IDP families across different locations in Salah al-Din governorate.

*Emergency tracking numbers are not cumulative. They reflect a snapshot of displacement on the day of reporting. The number of individuals is calculated by multiplying the number of identified families by six, which is the average size of an Iraqi family.

The IOM Iraq Displacement Tracking Matrix (DTM) is the standard data source being used in Iraq to guide the humanitarian response. Emergency tracking for the Mosul operations began identifying people displaced resulting from military actions that began on 17 October.

Find more information at the Mosul Data Portal: <http://iraqdtm.iom.int/EmergencyTracking.aspx>