

DISPLACEMENT TRACKING MATRIX

EMERGENCY TRACKING

MOSUL OPERATIONS DATA SNAPSHOT: 2 MARCH 2017

The Emergency Tracking (ET) system is a crisis-based tool that aims at tracking sudden displacement or return movements triggered by specific crises. The ET figures reported on this portal are not cumulative of the all persons affected by the Mosul crisis thus

far, rather the ET update provides only a snapshot of the current displacement situation for the indicated date. The data and information reported on this page are related solely to the displacement caused by the Mosul operations which started on 17 October 2016. IOM IRAQ



IOM IRAQ

TOTAL NUMBER OF IDPS CURRENTLY DISPLACED



31,971
IDP FAMILIES



191,826*
IDP INDIVIDUALS

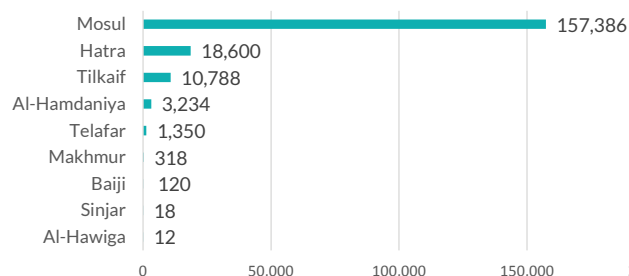
WHERE ARE PEOPLE DISPLACED TO?

Number of IDPs, by current district of displacement

Governorate and District of displacement	IDP individuals	%
Falluja	444	0%
Ramadi	120	0%
Total Anbar Governorate	564	0%
Al-Mahawil	36	0%
Al-Musayab	18	0%
Hashimiya	12	0%
Hilla	84	0%
Total Babylon Governorate	150	0%
Abu Ghraib	252	0%
Adhamia	3,024	2%
Al Resafa	1,044	1%
Khadimia	564	0%
Karkh	4,242	2%
Mada'in	24	0%
Mahmoudiya	12	0%
Thawra2	132	0%
Total Baghdad Governorate	9,294	5%
Erbil	12	0%
Makhmur	462	0%
Total Erbil Governorate	474	0%
Akre	48	0%
Al Hamdaniya	69,012	36%
Al-Shikhan	9,456	5%
Hatra	1,440	1%
Mosul	99,480	52%
Telafar	72	0%
Tilkaif	12	0%
Total Ninewa Governorate	179,520	94%
Diwaniya	30	0%
Total Qadissiya Governorate	30	0%
Al Daur	84	0%
Samarra	486	0%
Tikrit	1,152	1%
Total Salah al-Din Governorate	1722	1%
Kalar	30	0%
Sulaymaniyah	42	0%
Total Sulaymaniyah	72	0%
Total	191,826	100%

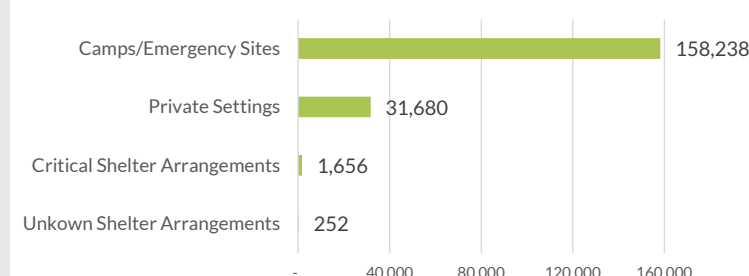
WHERE ARE PEOPLE COMING FROM?

Number of individuals displaced, by district of origin

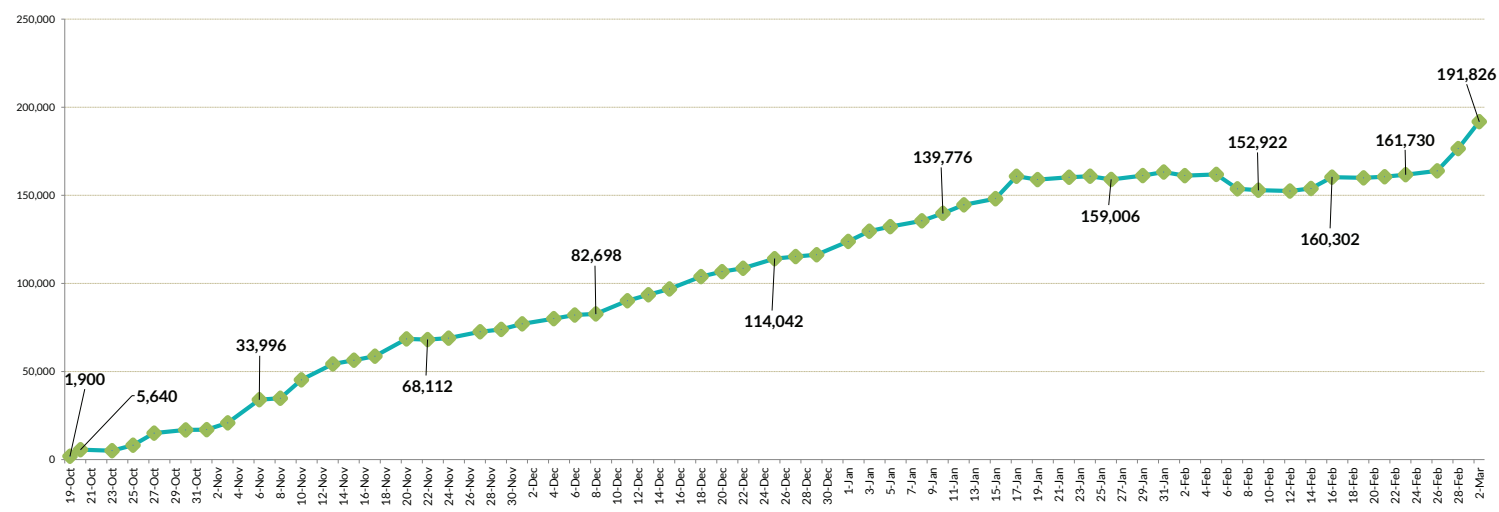


WHERE ARE PEOPLE STAYING?

Number of individuals displaced, by Shelter category



NUMBER OF DISPLACED INDIVIDUALS IDENTIFIED BY EMERGENCY TRACKING SINCE 17 OCTOBER



As of 27 February:

- Nargizlia 1 camp reported an overall increase of 1 IDP families;
- From 26 to 28 February, Khazer M1 camp reported the arrival of 70 IDP families and the departure of 75, Hassansham M2 (former Khazer M2) camp reported the arrival of 33 IDP families and the departure of 8, Hassansham U3 camp reported the arrival of 8 IDP families and the departure of 11;
- Haj Ali camp in Qayyarah sub-district reported an overall increase of 68 IDP families;
- Qayyarah Jad'ah 2 reported the decrease of 7 IDP families, while Qayyarah Jad'ah 3 reported a decrease of 1 IDP family;
- Qayyarah Jad'ah 4 camp started receiving new IDPs on Saturday night. The currently reported IDP population is 1,464 IDP families;
- Hammam Al Aliel camp currently registered population is 2,208 IDP families;
- Approximately 100 IDP IDP families are also reported in Hammam al Aliel centre;
- Qayyarah Airstrip emergency site reported an increase of 178 IDP families

*Emergency tracking numbers are not cumulative. They reflect a snapshot of displacement on the day of reporting. The number of individuals is calculated by multiplying the number of identified families by six, which is the average size of an Iraqi family.

The IOM Iraq Displacement Tracking Matrix (DTM) is the standard data source being used in Iraq to guide the humanitarian response. Emergency tracking for the Mosul operations began identifying people displaced resulting from military actions that began on 17 October.

Find more information at the Mosul Data Portal: <http://iraqdtm.iom.int/EmergencyTracking.aspx>