

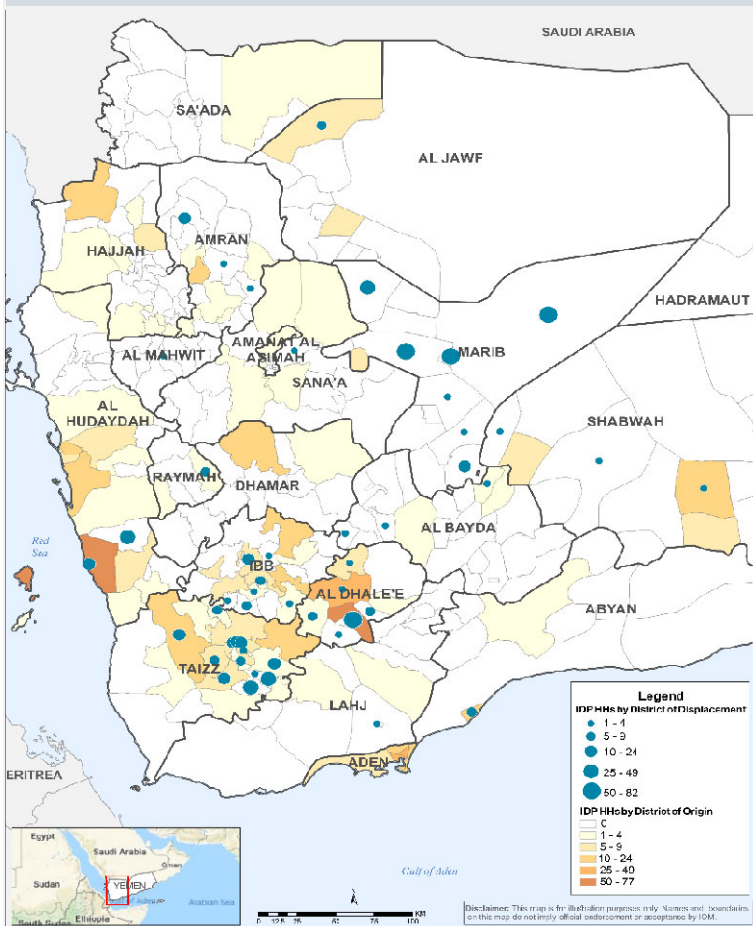
Rapid Displacement Tracking (RDT) DTM-Yemen



Reporting Period : September 29- October 05, 2019

Published on: October 08, 2019

Displaced households by districts of Displacement and Origin in the last week (29 Sep- 05 Oct)



Number of IDP Households per Governorate

Governorate	Weekly Update 29 Sep-Oct 05	Total IDP HHs 01 Jan to 05 Oct
Hajjah	0	17,912
Al Hudaydah	42	9,784
Al Dhale'e	92	9,383
Taizz	182	5,970
Amanat Al Asimah	0	4,503
Ibb	40	2,273
Marib	235	1,984
Sana'a	4	1,590
Amran	18	1,627
Shabwah	9	990
Lahj	2	912
Aden	0	528
Sa'ada	0	498
Abyan	5	599
Dhamar	0	429
Hadramaut	17	534
Al Bayda	5	332
Al Jawf	8	392
Raymah	7	221
Al Mahwit	1	161
Socotra	0	145
Al Maharah	0	110
Total	667	60,877

Displacement Tracking in Yemen Crises

DTM's **Rapid Displacement Tracking (RDT)** tool collects and reports on numbers of households forced to flee on a daily basis, allowing for regular reporting of new displacements in terms of numbers, geography and needs. In the first nine months of 2019, conflict has resulted in new patterns of displacement, particularly in within Hajjah, Al Hudaydah, and Al Dhale'e governorates.

Weekly Update

Between 29th September and 05th October, prominent displacements were seen in Marib (235 HH), Taizz (182 HH) and Al Dhale'e (92 HH) governorates. Most displacement resulted due to increased fighting in Aden (127 HH), Al Dhale'e (114 HH) Al Hudaydah (108 HH) and Taiz (88 HH).



Displaced People
60,210 Households
365,262 Individuals

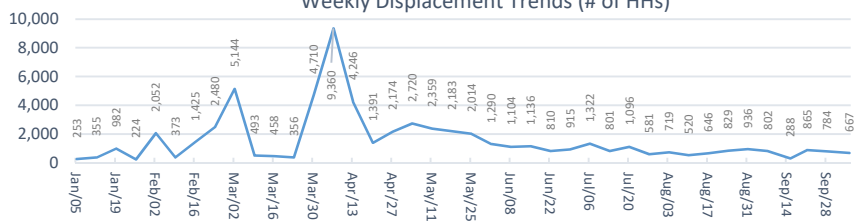
*Reported during Jan 01 - Oct 05, 2019



Returned People
4,364 Households
26,184 Individuals

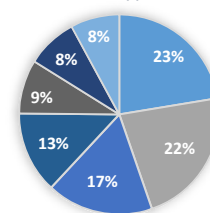
*Reported during Sep 01 -Oct 05, 2019

Weekly Displacement Trends (# of HHs)



- With Host Families who are Relatives (no rent fee)
- In Rented Accommodation
- In Settlements (Grouped of Families) Urban and Rural
- In Other Public Building
- In Isolated/dispersed settlements (detached from a location)
- With Host Families who are not Relatives (no rent fee)

Shelter Types*



* Sep 29-Oct 05, 2019