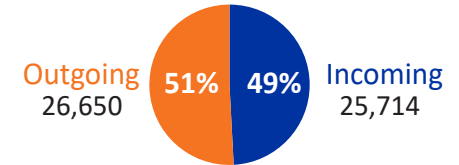


MOVEMENTS OBSERVED

52,364

MIGRATION FLOWS



83% of movements are of **Burundian** nationals

17% of movements are nationals of the **United Republic of Tanzania**

24 **51%** of movements have an intended **duration of stay of less than a day**

52% of movements are for **economic reasons** for less than **6 months**

11% of migrants observed are **pregnant women**

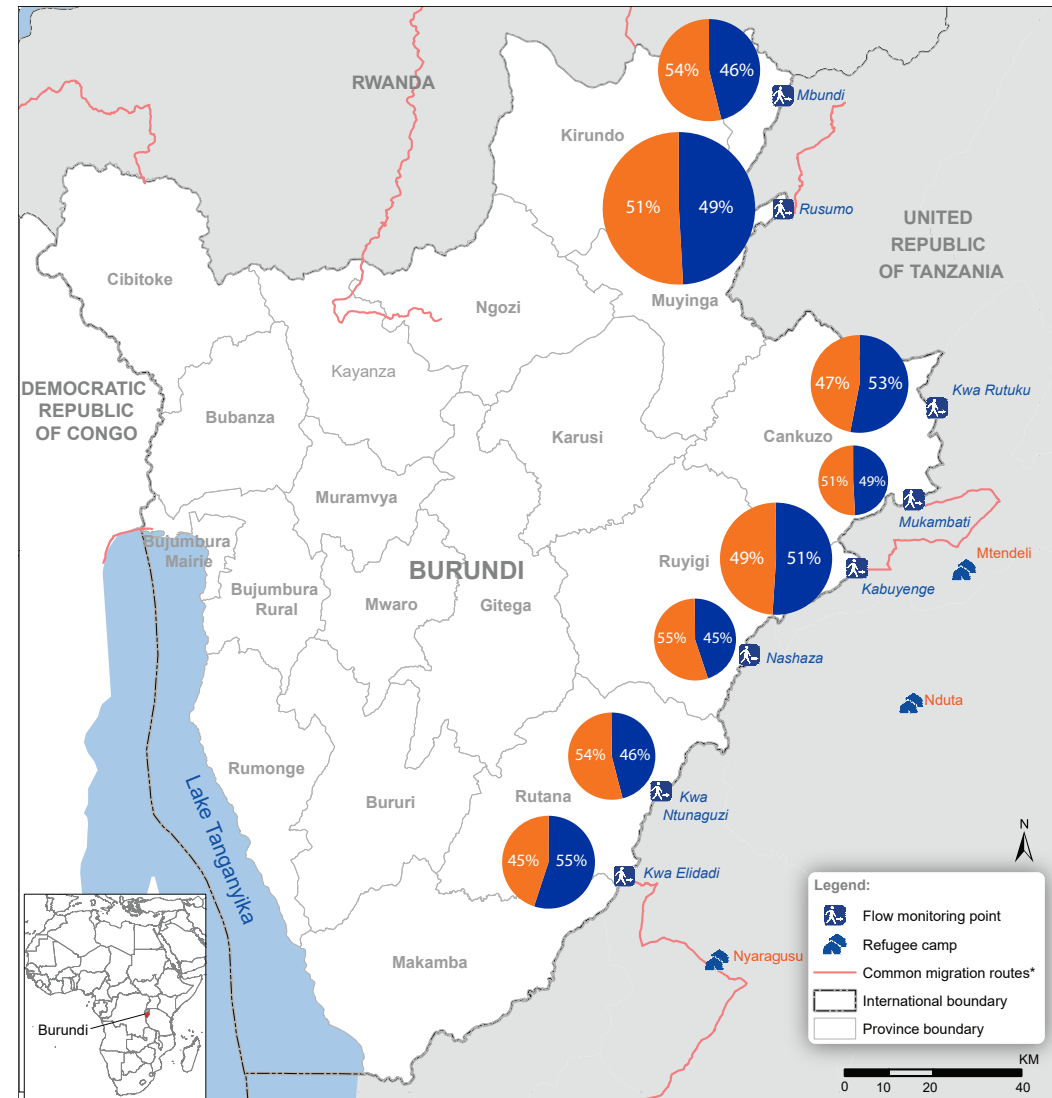
28% of migrants observed are **children under 18 years old**

87% of **outgoing migrants** are **Burundian** nationals

65% of **Burundians** traveled for **economic reasons**

56% of movements were with **small boats** at water crossings

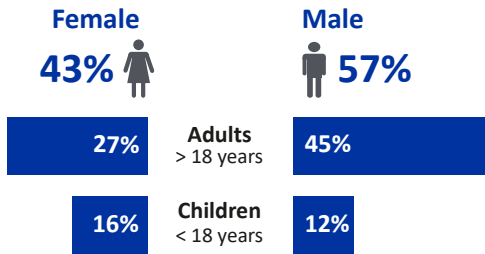
22% of movements were recorded at the **Rusumo** flow monitoring point in **Muyinga**




Map 1: Migration flows by flow monitoring point

© IOM Burundi - Reference Map (August 2019)
This map is for illustration purposes only. Names and boundaries on this map do not imply official endorsement or acceptance by IOM. *Does not include all migration routes.

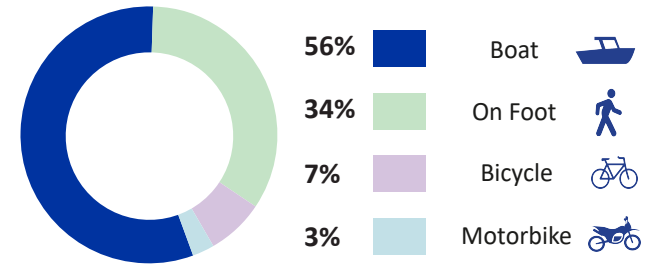
DEMOGRAPHICS



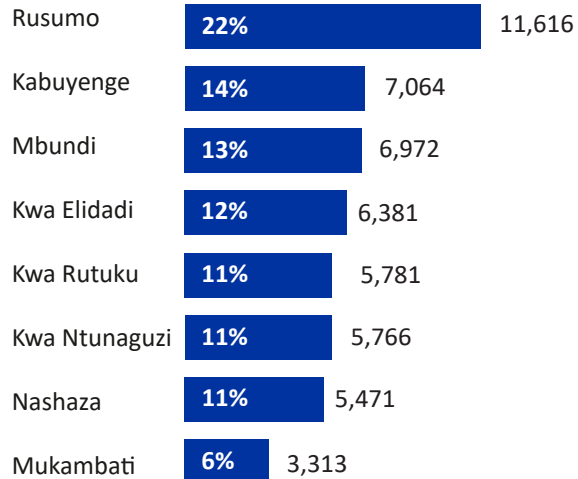
VULNERABILITIES



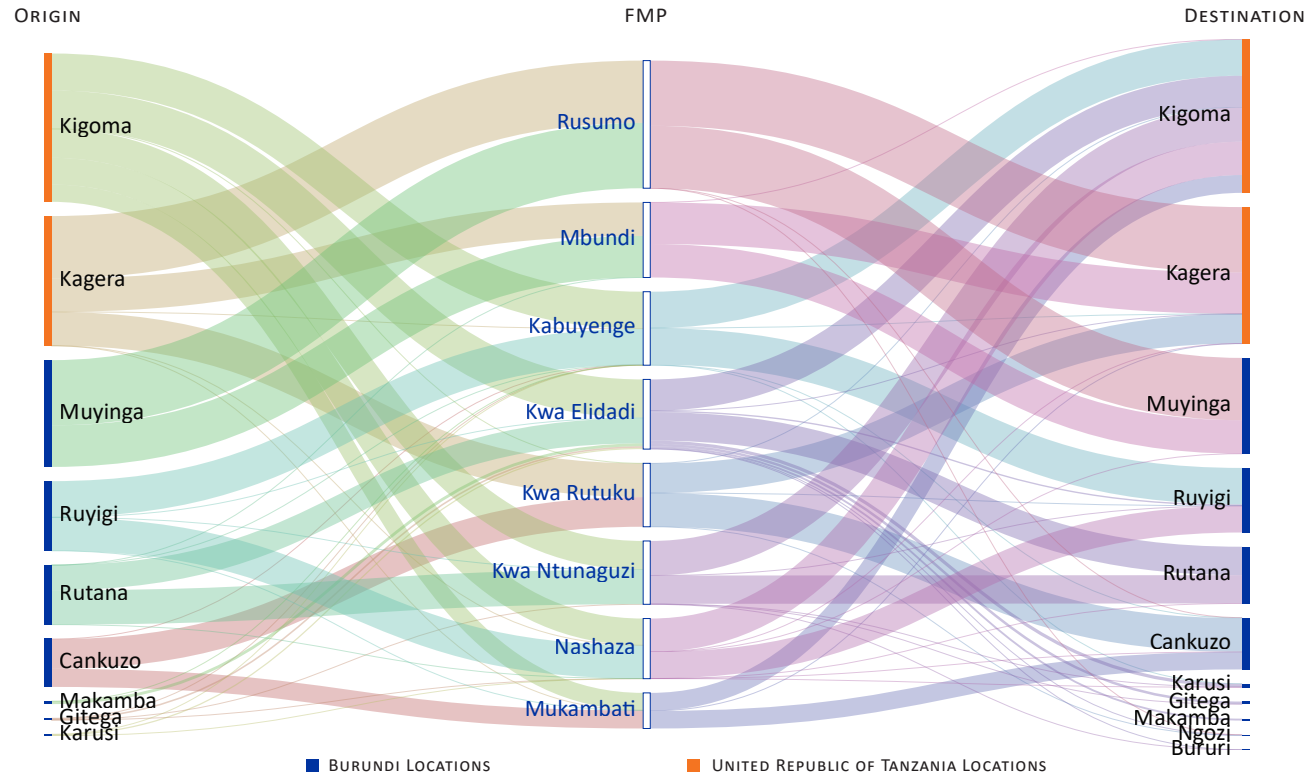
MEANS OF TRANSPORT



MIGRANTS OBSERVED



BURUNDI - TANZANIA BORDER FLOWS



TYPE OF FLOWS

Type of flows *	Total	Outflow	Inflow
Economic migration (Daily movements)	36%	52%	19%
Economic migration (< 6 months)	16%	12%	20%
Return to habitual residence	16%	8%	25%
Family visits	9%	8%	10%
Goods purchasing	7%	6%	8%
Seasonal migration	4%	6%	1%
Economic migration (> 6 months)	3%	1%	6%
Tourism	3%	2%	3%
Health care	2%	1%	3%
Economic migration (Unknown duration of stay)	2%	1%	3%
Travel to collect aid	1%	2%	1%
Other	1%	1%	1%

***Economic migration:** Migratory movements for which the motive is the search of economic opportunities.

Return to habitual residence: Movements of migrants returning home after a voluntary trip.

Seasonal migration: Migration due to changes in the climate.

Family visits: Movements of migrants to visit family or participate in social events and whose duration of stay does not exceed 3 months.

Goods purchasing: Movements of migrants to buy consumer goods.

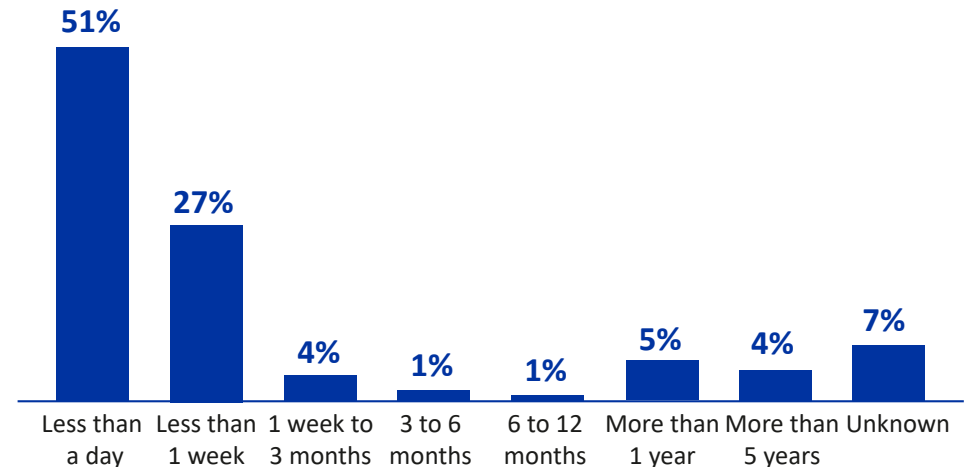
Tourism: Migration to visit touristic sites.

Travel to collect aid: Movements of migrants who do not reside in the camps but go in case of a distribution to receive food and other non-food items.

Health care: Migration for basic or specialized health care.

Other: Movement for other reasons.

INTENDED DURATION OF STAY



METHODOLOGY

Flow Monitoring is a component of the DTM methodology aimed at providing information on population movements at points of transit. Flow Monitoring provides information on trends on key variables at locations of high mobility.

Data collection is carried out at 8 Flow Monitoring Points (FMPs) located at unofficial Points of Entry (POEs) in the provinces of Cankuzo and Muyinga since October 2018 and in the Provinces of Rutana and Ruyigi since November 2018. The movements are observed and recorded 7 days per week (from 6 am to 6 pm) at Flow Monitoring Points and enumerators conduct interviews with migrants to collect information on migration flows. Data in this report covers the period between July 1 and 31 2019. Short-term movements for market visits are not considered during observations.